



## Review Article

## FUNDAMENTAL AND APPLIED ASPECTS OF THE CHEMISTRY OF ACETYLENYLQUINONES

S.F. Vasilevsky, A.A. Stepanov

Institute of Chemical Kinetics and Combustion SB RAS

**Abstract**

In addition to the reported synthetic routes for the acetylene derivatives of quinones, a detailed analysis of the fundamental chemical, physicochemical, and biological properties of this class of compounds is presented herein. The advantages of Pd- and Cu-catalyzed cross-coupling of terminal alkynes with iodarenes *via* the Sonogashira reaction to produce new acetylenylquinones with predetermined properties are examined. Here, combining quinoid and acetylene residues into one molecule gives the resulting compounds chemical specificity, as demonstrated by several reported examples of non-trivial transformations. In particular, the presence of the quinoid cycle significantly increases the electrophilicity of the triple bond and determines the range of transformation possibilities. Moreover, acetylenylquinones have heightened sensitivity to both external (such as the reaction temperature and the nature of the solvent) and internal (e.g., the structure of substituents in the nucleus and the acetylene fragment) factors. For example, regioselective cleavage of a strong triple bond under the action of amines is possible in the absence of a metal catalyst. *Peri*-substituted acetylenyl-9,10-anthraquinones are most suited for the synthetic route because of the proximity of the acetylene and carbonyl groups. Mechanisms of reactions of selective alkynylquinones are described.

**Keywords:** Cross-coupling, acetylenes, 9,10-anthraquinone analogs, heterocyclization, biological property.

**1. Introduction**

Quinones, including conjugated cyclohexadienones (1,2- and 1,4-quinones) and their annelated analogs (1,2- and 1,4-naphthoquinones and 9,10-anthraquinones), are an important and unique class of organic compounds widely used in a variety of applications. For example, alizarin (1,2-dioxoanthraquinone) is used in photographic materials and dyes, whereas condensed anthraquinoid derivatives are capable of intercalation into duplex DNA [1]. Ubiquinones, which are fat-soluble derivatives of *para*-quinones, participate in oxidation processes in the body as coenzymes for a number of oxidoreductases. On the other hand, the reactivity of

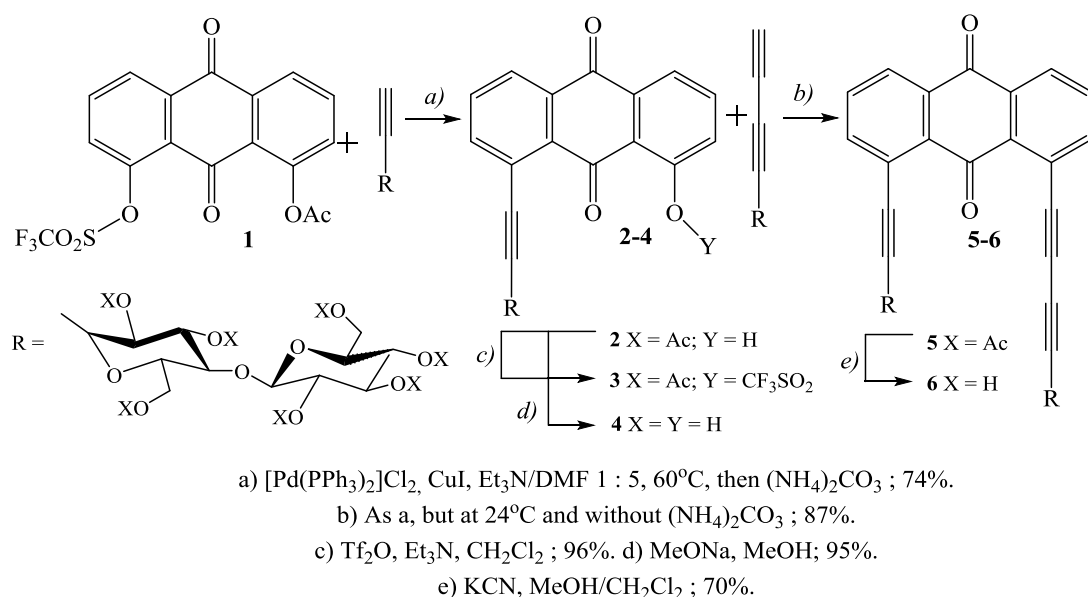
acetylene compounds predetermines their use for diverse applications in organic synthesis, medicinal chemistry, and materials science [2]. In addition, many acetylene derivatives play significant roles in numerous processes in nature and are well-known for their anticancer activity [3]. Therefore, coupling of these two highly reactive residues to create a single molecule is of fundamental and practical interest to researchers as the presence of a conjugated system of carbonyl groups and triple bonds (TB) facilitates a wide range of new chemical transformations. Since they contain two pharmacophores, alkylquinones are promising agents for critical biohybrid applications in medicinal chemistry.

Since the last review featuring quinone–acetylene derivatives was published in 2004 [4], it is only fitting that this current review covers the period from 2005 to 2019 as many new advancements in this area of chemistry have occurred over the past

\* Corresponding author: S.F. Vasilevsky, email address: [vasilev@kinetics.nsc.ru](mailto:vasilev@kinetics.nsc.ru)

☆ Peer review under responsibility of Tomsk Polytechnic University.  
<https://doi.org/10.18799/24056537/2019/4/266>





**Fig. 4.** Synthesis of unsaturated bis-C-cellobiosylated anthraquinone

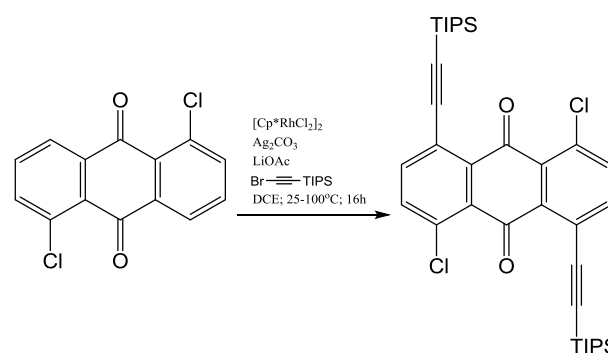
In addition to halogen atoms, such as iodine and bromine, a triflate group was also used as the leaving group; this allowed for the sequential introduction of ethynyl and butadienyl groups [10]. Under the Sonogashira reaction conditions, the anthraquinone triflate derivative **1** smoothly reacted with cellobiosyl acetylene at  $60^\circ\text{C}$ . The subsequent selective deacetylation of the phenolic AcO group by the action of  $(\text{NH}_4)_2\text{CO}_3$  in DMF resulted in the C-glycoside **2** in a yield of 74 %, which was then converted into the aryl triflate **3** (96 %) under standard conditions (Fig. 4).

Tosylate **3** was condensed using cellobiosylbutadiyne at room temperature to give bis-C-cellobiosylated anthraquinone **5** in a yield of 87 %. The deacetylation of **2** via MeONa in MeOH produced the mono-C-glycoside **4** in a yield of 96 %, whereas the corresponding bis-C-cellobiosyl derivative **6** was obtained in a 70 % yield through treatment with **5** in the presence of KCN in  $\text{MeOH}/\text{CH}_2\text{Cl}_2$  followed by column chromatography. In addition to the traditional technique employed for the synthesis of acetylenylantraquinone analogs, Tan et al. proposed a fundamentally different way of alkynylating 9,10-antraquinone via the substitution of a hydride [11]. Here, substrates that possessed electron-accepting substituents, such as

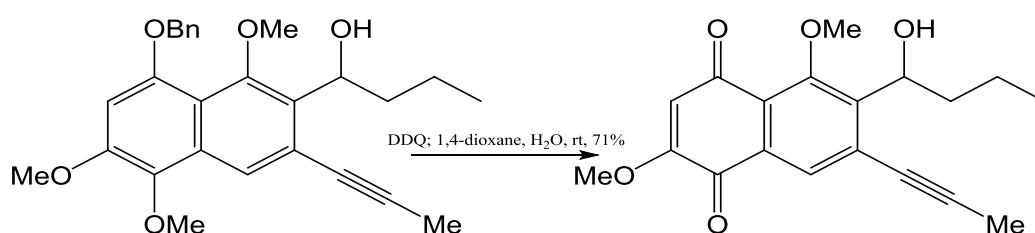
carbonyls, esters, and other similar groups, could be used for the alkynylation of  $\text{C}(\text{sp}^2)\text{-H}$  bonds with bromalkynes under Rh-catalyzed cross-coupling (pseudo-Sonogashira) reactions (Fig. 5).

This was the first report on the alkynylation of CH acids using a Rh catalyst under mild conditions ( $[\text{Cp}^*\text{RhCl}_2]_2$  and  $\text{Ag}_2\text{CO}_3$  at  $45^\circ\text{C}$ – $70^\circ\text{C}$  for esters and  $25^\circ\text{C}$ – $90^\circ\text{C}$  for ketones). Mechanistic studies revealed that the reaction proceeded via electrophilic substitution through the activation of the C–H bond.

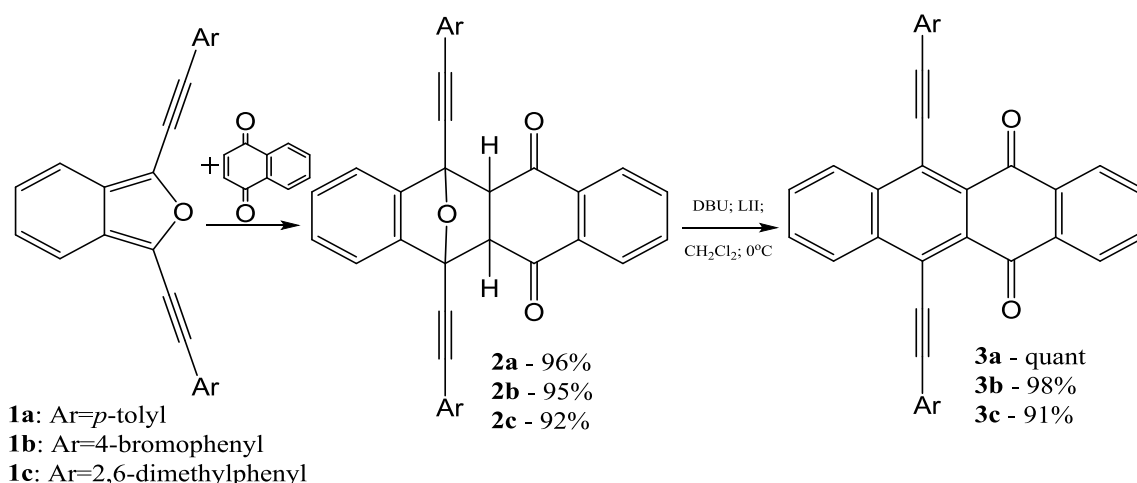
In the same vein, the synthesis of acetylenylquinones was also possible via hydrolysis of the corresponding dimethoxynaphthalene analogs containing a  $\text{C}\equiv\text{C}$  TB as a part of their structure (Fig. 6) [12].



**Fig. 5.** Rh-catalyzed cross-coupling (pseudo-Sonogashira) through activation of the C–H bond



**Fig. 6.** Synthesis of acetylenyl-1,4-naphthoquinone via hydrolysis of the corresponding dimethoxynaphthalene



**Fig. 7.** Synthesis of di(acetylenyltetracenquinone) analogs *via* the [4+2] cycloaddition of benzofuran to form 1,4-naphthoquinone followed by aromatization

Selective hydrolysis resulted in acetylenyl-naphthoquinone in a 71 % yield and was accomplished through the action of DDQ (2,3-dichloro-5,6-dicyano-1,4-benzoquinone) at room temperature. A fundamentally different route for obtaining 5,6,11,12-tetraarylethynyltetracene analogs made use of the [4+2] cycloaddition of benzofuran to form 1,4-naphthoquinone followed by aromatization (Fig. 7) [13].

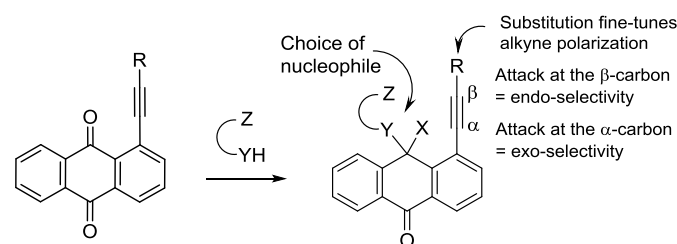
Treating the cycloadducts with LiI and DBU-1,8-diazabicyclo[5.4.0]undec-7-ene at low temperatures in  $\text{CH}_2\text{Cl}_2$  led to complete aromatization, and the yields of tetracenquinone products ranged from 98 % to quantitative.

### 3 Chemical properties

The conjugation of the  $\text{C}\equiv\text{C}$  bond and its favorable spatial arrangement relative to the carbonyl group in *peri*-*R*-ethynyl-9,10-anthraquinones increased the electrophilicity of the triple bond. This, in turn, facilitated nucleophilic addition that led to further heterocyclization.

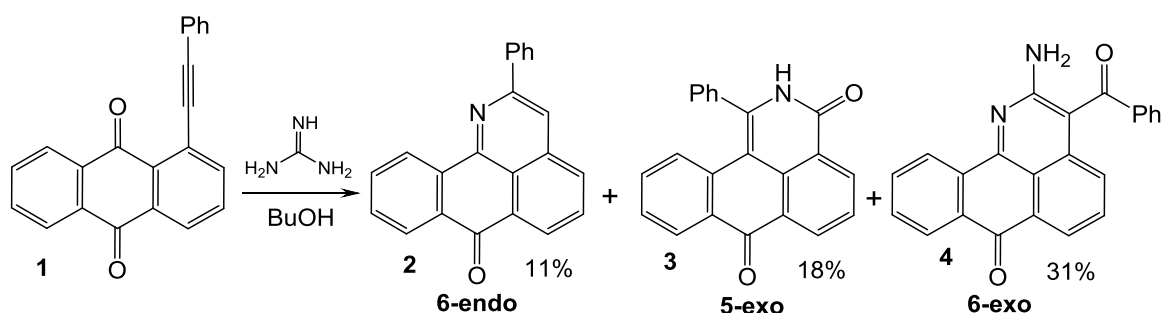
These ethynylantraquinone–nucleophile dyads were convenient models for more detailed examination of the regioselectivity of the reaction process. It was determined that the reaction's mechanism could

be controlled by changing both the nature of the substituent associated with the TB (i.e., changing the degree and the direction of polarization) and the nature of the mono- or binucleophiles present (Fig. 8).



**Fig. 8.** Influence of the triple bond substituent on the regioselectivity of the reaction

Vasilevsky et al. extensively investigated the reactions of 1-alkynyl-9,10-anthraquinones with nitrogenous polynucleophiles [14]. Thus, *peri*-acetylenyl-9,10-anthraquinones reacted with guanidine *via* a complex series of cascade reactions starting with an addition stage followed by cyclization, elimination, and, finally, rearrangement. The interaction between guanidine and 1-phenylethynyl-9,10-anthraquinone, **1a**, in boiling *n*-butanol caused the formation of three annelated heterocycles (Fig. 9) [14].



**Fig. 9.** Heterocyclization of 1-phenylethynyl-9,10-anthraquinone in the presence of guanidine

Phenyl-7*H*-dibenzo[*de,h*]quinolin-7-one, **4a**, was formed by a regioselective attack of the hemiamine nitrogen atom at the  $\beta$ -carbon of the C $\equiv$ C TB, followed by the elimination of water and NH<sub>2</sub>CN (or hydroxylamine and HCN). The regioselectivity of the 6-*endo-dig* cyclization process corresponded to the polarization of the TB.

Of these types of reactions, the most intriguing one resulted in the formation of the substituted product **3**. One proposed mechanism included a 5-*exo-dig*-cyclization reaction, followed by fragmentation and rearrangement. The introduction of a nitrogen atom obtained from the guanidine residue between the two acetylene carbon atoms was a previously unknown step (Fig. 10).

It was revealed that the ratio of the products from the reaction with guanine was caused by the occurrence of three competing types of cyclization reactions, namely, the attack of both the nucleophilic 6-*endo* and 5-*exo* derivatives on the electrophilic alkyne fragment and the 6-*exo*-cyclization reaction in which the alkyne acted as a nucleophile. A study on the reactivity of the dyad *peri*-ethynylantraquinone-thiourea was of particular interest since the presence of two different nucleophilic centers (S and N) in the reagent brought into question the overall chemoselectivity of the reaction [7]. It was found that the interaction between 1-*R*-ethynyl-9,10-antraquinone analogs of **1** and excess thiourea in boiling pyridine for 8 to 26 h

under the influence of sodium ethylate resulted in the formation of two heterocyclic products, namely, analogs of 2-*R*-7*H*-dibenzo[*de,h*]quinolin-7-one **2** and analogs of 2-*R*-anthra[2,1-*b*]thiophen-6,11-diones **3** with a predominance for the latter. In the case of **1f** and **1g**, only the 2-*R*-7*H*-dibenzo[*de,h*]quinolin-7-one analogs were formed (Fig. 11).

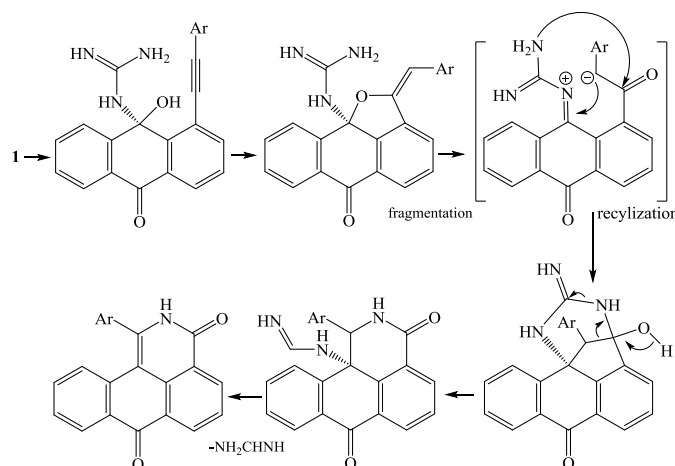


Fig. 10. A possible route for the formation of **3**

In this mechanism, it should be noted that the sulfur atom first attacked the TB which subsequently led to the activation of the C–H bond of the quinone nucleus. Aromatization and oxidation at the final stage led to the creation of the desired product (Fig. 12).

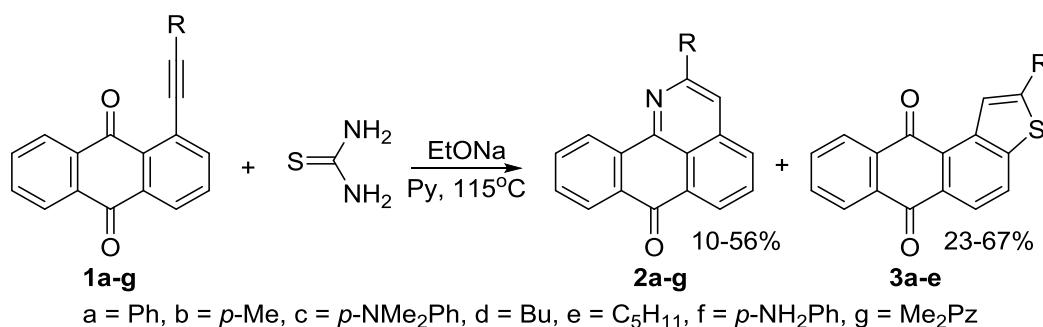


Fig. 11. The reaction of 1-*R*-ethynyl-9,10-antraquinone analogs with thiourea produced 2-*R*-7*H*-dibenzo[*de,h*]quinolin-7-ones **2** and 2-*R*-anthra[2,1-*b*]thiophen-6,11-diones **3**

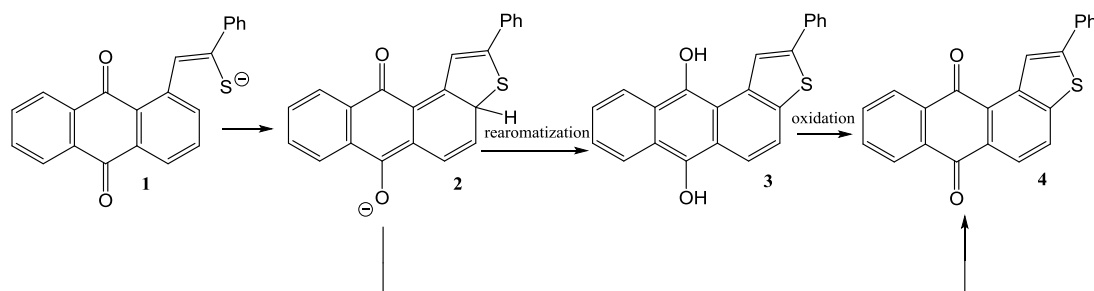


Fig. 12. Formation of anthra[2,1-*b*]thiophene through activation of the C–H bond and subsequent aromatization

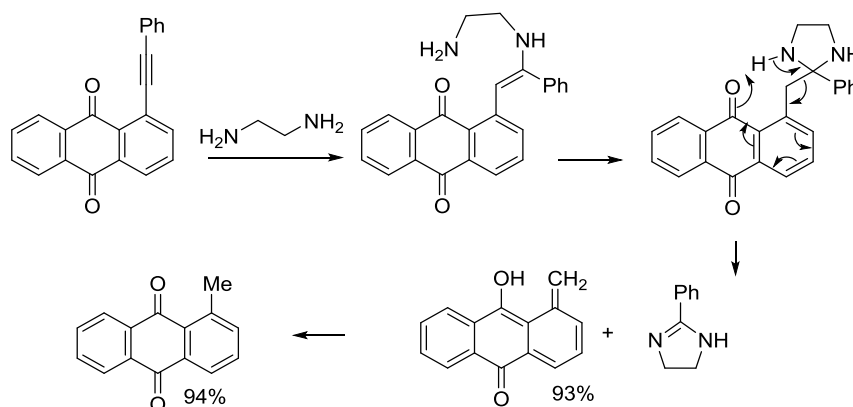
In the reaction between 1-acetylenyl-9,10-anthraquinone and ethylenediamine, partial cleavage of the TB (which was atypical of acetylenes) was observed. This was followed by the formation of methyl aryl ketones and the corresponding 2-substituted imidazoline derivatives. This case was of theoretical interest as an example of how the complete cleavage of a strong  $C\equiv C$  bond could be achieved under mild conditions through the action of ethylenediamine (Fig. 13) [15].

Another example of an energy-efficient process featured an open reaction in which a strong TB was easily broken and no metal catalyst was required. In the study conducted by Alabugin et al., the activation of the  $C+C$  bond was shown to have a significant synthetic potential as it could be used to produce the target molecule.

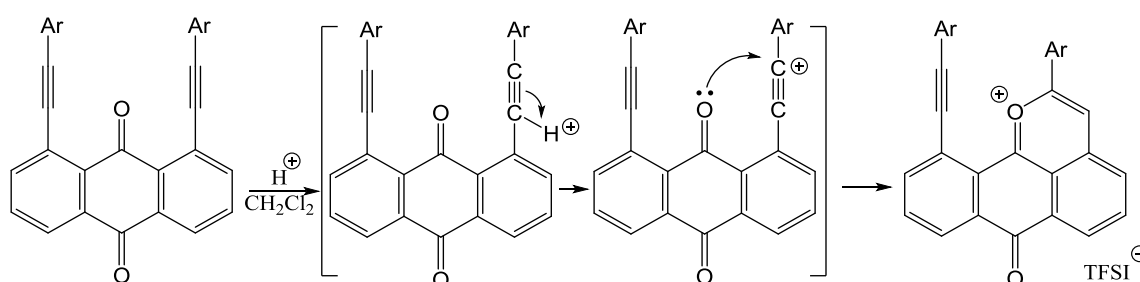
In a series of studies, Japanese scientists reported the electrophilic cyclization of 1-aryl ethynylantra-

quinones [16–18]. Here, protonation was performed on a wide range of substrates *via* the addition of bis(trifluoromethanesulfone)imide acid (TFSIH) in dichloromethane to give products that were stable in air. Oxodihydrodibenzochromenylium cations were formed in excellent yields (82–97 %). It was theorized that the intramolecular cyclization of the ethynyl quinone fragment proceeded *via* the protonation of the acetylene fragment followed by the attack of carbonyl oxygen on the carbon of the ethynyl group (Fig. 14).

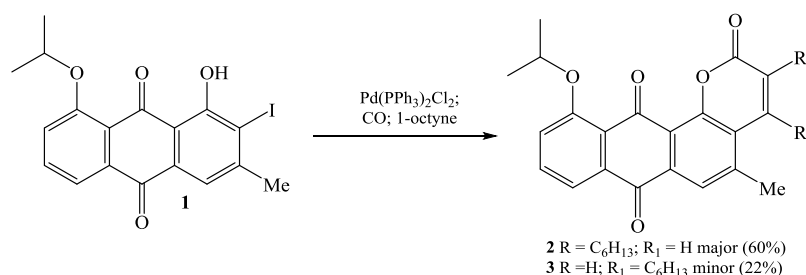
A novel variation of the Sonogashira reaction featured carbonylation, which resulted in annelated heterocycles that were related to the well-known antibiotic and antitumor compound, ( $\pm$ )-BE-26554A, as described by Rixson [19]. Here, a domino reaction in which sequential ethynylation–carbonylation–*O*-acylation led to stereoisomeric anthrapiran-2-one analogs (Fig. 15).



**Fig. 13.** Cleavage of a strong  $C\equiv C$  bond through the action of ethylenediamine



**Fig. 14.** The intramolecular cyclization of the ethynyl quinone fragment. Here, Ar represents ferrocenyl (Fc), 4-*N,N*-bis(4-methoxyphenyl)aminophenyl (Am), platinadithiolenene, phenyl, *m*-tolyl, and *p*-tolyl. TFSIH is bis-(trifluoromethanesulfone)imide



**Fig. 15.** Synthesis of anthrapiran-2-ones *via* a domino ethynylation–carbonylation–*O*-acylation reaction

The simplicity of this route toward the formation of anthrapyran-2-ones allowed for the production of an analog series for the antitumor compound BE-26554AA and facilitated the subsequent study of their biological activity.

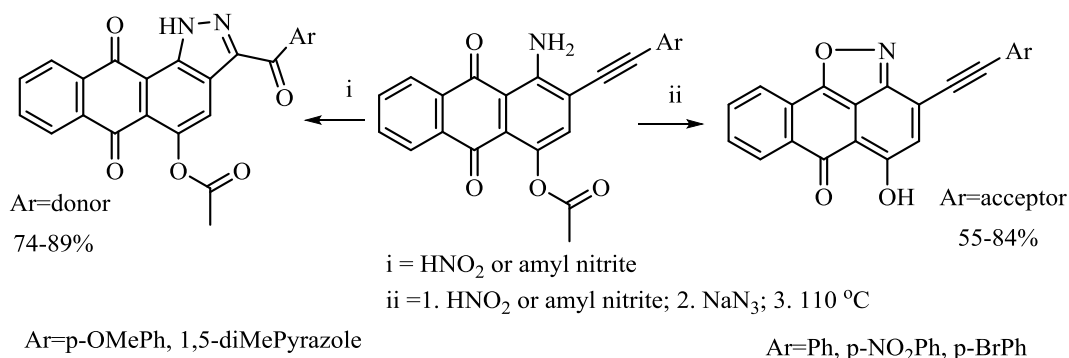
In another study, it was established that the TB could undergo significant changes in its polarity and electrophilicity, depending on the associated substituent. This, in turn, streamlined the synthesis of multiple analogs. Here, the reactive capacity of the diazo-salts of *vic*-acetylenyl-9,10-anthraquinones [20] was used to demonstrate that the structure of the transformation products during diazotization of 1-amino-2-acetylenyl-9,10-anthraquinones was strongly dependent on the nature of the substituents in the alkynes and the anthraquinone nucleus (Fig. 16).

In this case, the donor substituent (OH) in the fourth position stabilized the diazonium salt and prevented electrophilic cyclization of the arylolefinyl substituent at C2. This, in turn, ensured that substitution of the diazonium by azide group and the subsequent cyclization into the isoxazole ring occurred while maintaining the TB. The advantage of this process was that it offered a new synthetic route to

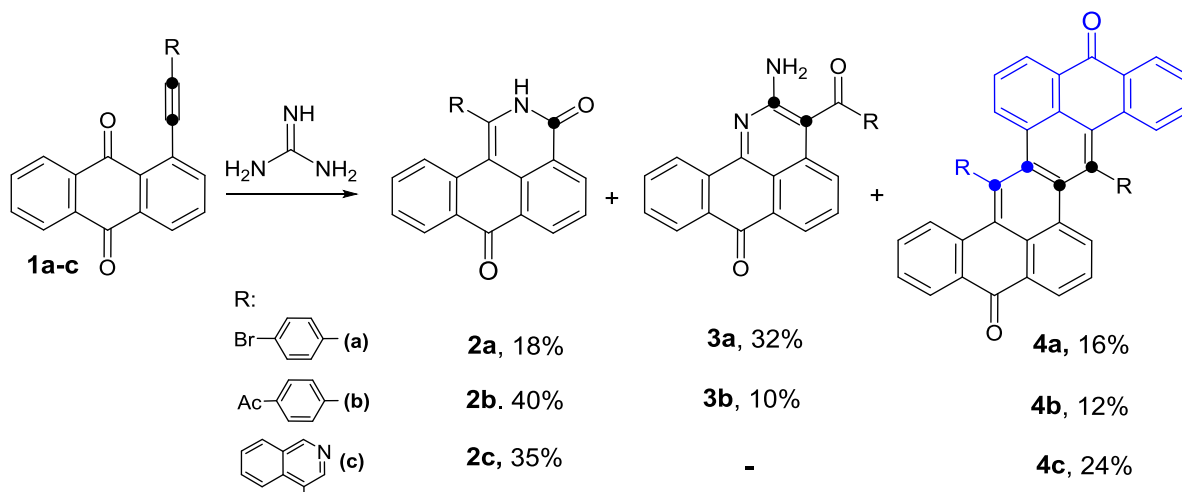
the formation of 3-ethynyl-[1,9-*cd*]isoxazol-6-ones that would have otherwise been difficult to obtain *via* other techniques.

On the contrary, 5-*exo-dig* cyclization into condensed pyrazoles was observed between the donor substituents in the arylalkyne fragment and the OAc substituent at nucleus position 40. Carbocyclization, which is the reductive dimerization of acetylenyl-9,10-anthraquinones, is described in [21]. Here, the reaction of the alkynes **1a–c** with guanidine was carried out in boiling *n*-butanol and resulted in the formation of O-5-*exo-dig*- and N-6-*exo-dig*-products **2** and **3**, respectively. In addition, 9,18-diaryl tetra-benzo[*a,de,j,mn*]tetracene-4,13-diones **4** were obtained in yields ranging from 12 to 24 %; these highly unusual products were the results of reductive polycondensation. The structure of the tetracycline **4** was accurately established using NMR, mass spectrometry, and X-ray crystallography (Fig. 17).

The reductive dimerization of acetylene anthraquinones under very basic conditions provided rapid access to flexible non-planar polyaromatic products with a tetracycline core, which exhibited interesting electrochemical properties.



**Fig. 16.** Two alternative routes for the cyclization of diazo-salts of *vic*-acetylenyl-9,10-anthraquinones



**Fig. 17.** Synthesis of O-5-*exo-dig*- and N-6-*exo-dig*-heterocycles and the highly unusual 9,18-diaryl tetra-benzo[*a,de,j,mn*]tetracene-4,13-diones **4**

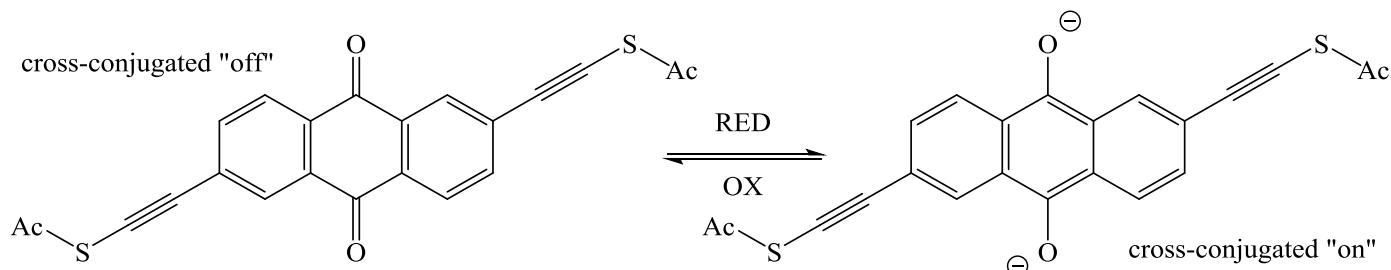
## 4 Physico-chemical

Herein, research on the physico-chemical properties of alkynylquinones and their transformation products are presented along with examples of their unique properties in practical applications. Dijk et al. conducted the streamlined synthesis of an alkynylantraquinone series in which the thioacetyl terminal groups were used for binding to a gold electrode (Fig. 18) [22].

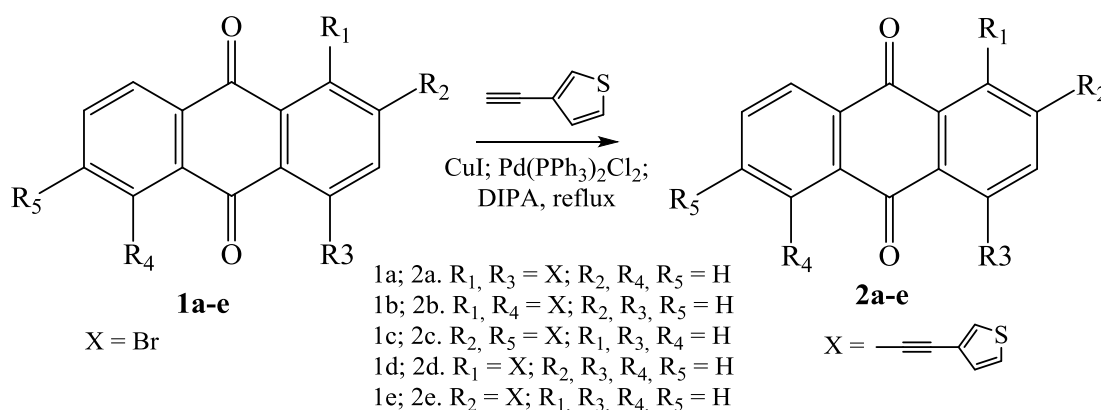
This anthraquinone model system could be reversibly switched from a cross-conjugated system (low conductivity “off”) to a linearly conjugated one (high conductivity “on”) *via* two-electron redox reactions. This trait was shown to be particularly use-

ful in applications that featured molecular electronic devices. Compounds with a thioacetyl end group were shown to be capable of binding to gold and have been the subject of studies in which the MCBJ technique was highlighted. Anthraquinones bearing acetylene and sulfur-containing residues have been reported for other practical applications (Fig. 19) [9].

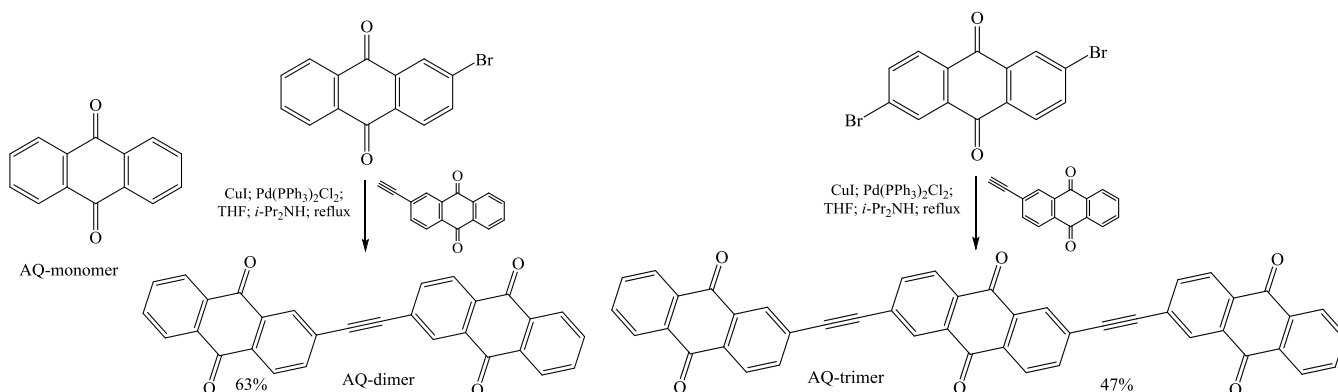
These compounds formed monolayers on Au (111) or on a semiconductor surface and were efficient redox switches that could overcome the natural size limitations of their silicon-based counterparts. Yao et al. studied the possibility of using alkynylantraquinone-based oligomers as durable organic electrodes for rechargeable batteries (Fig. 20) [23].



**Fig. 18.** 2,6-Dialkynylantraquinone system in which the reversible transformation from a cross-conjugated system to a conjugated one is conducted *via* two-electron redox reactions



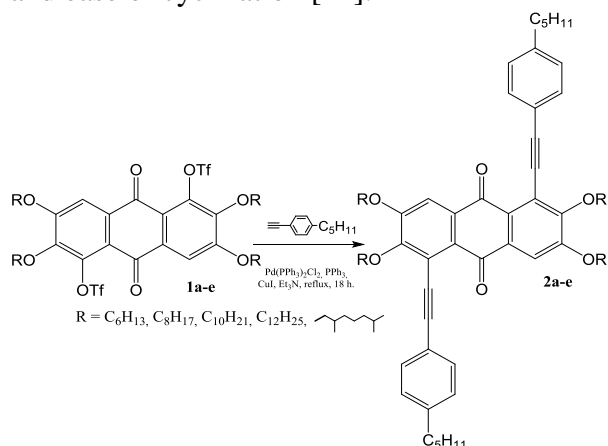
**Fig. 19.** Synthesis of anthraquinones bearing acetylene and sulfur-containing residues



**Fig. 20.** The structures of 9,10-antraquinone (AQ) as well as the corresponding dimer and trimer

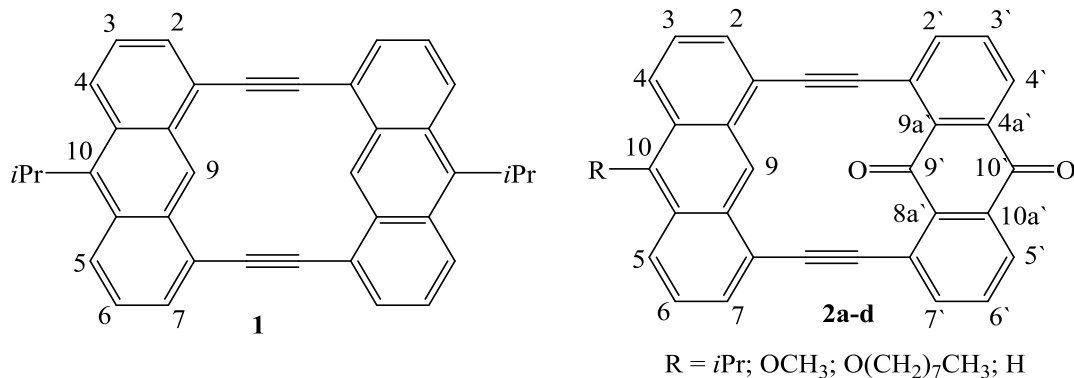


AQ-dimer and AQ-trimer with acetylene bridges were synthesized (63 and 47 %, respectively) *via* the Pd-catalyzed cross-coupling of 2-ethynylantraquinone with monobromo- and dibromoanthraquinones. Even though the capacity of the AQ monomer rapidly decreased, the trimer maintained an almost constant capacity over the course of 100 cycles. A theoretical calculation of the associated quantum chemistry revealed that the extensive intermolecular  $\pi$ - $\pi$  interaction observed was the result of oligomerization. These studies, thus, could be perceived as a guide for the development of new organic compounds that exhibited high reaction capacity and ease of cyclization [24].



**Fig. 21.** Synthesis of alkyl and alkoxy derivatives of 1,5-di(1-ethynyl-(4-pentylphenyl))-9,10-anthraquinone

In another study, five new liquid crystalline alkyl and alkoxy derivatives of 1,5-di(1-ethynyl-(4-pentylphenyl))-9,10-anthraquinone (Fig. 21) were synthesized, and their phase transitions were subsequently studied using small and wide-angle X-ray scattering (SAXS/WAXS) spectroscopy. This was done in an effort to define the exact nature of the mesophases and their corresponding electron density maps. The crystal columnar rectangular (Crolrec) phases were shown to be stable at low temperatures for the derivatives with the shortest peripheral

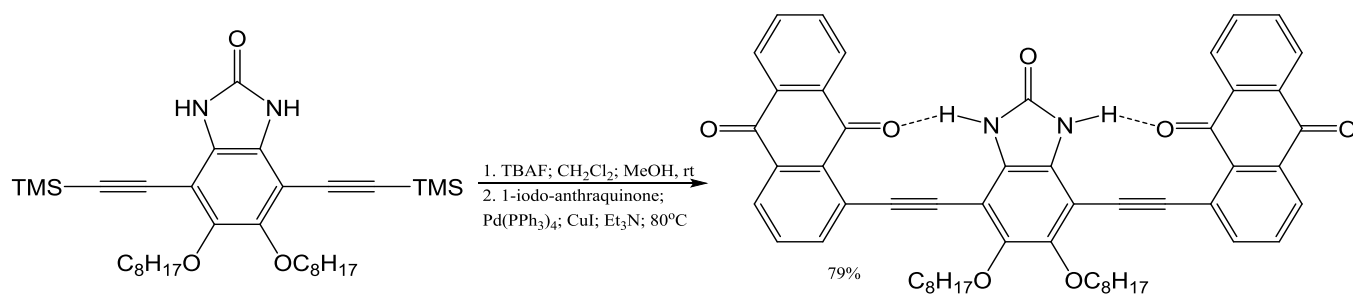


**Fig. 22.** Synthesis of macrocycles with their anthracene nuclei interconnected by rigid acetylene bridges **1** and the corresponding anthraquinone analogs **2**

alkoxy group ( $R = n\text{-C}_6\text{H}_{13}$ ). At higher temperatures, however, these compounds existed in the columnar hexagonal (Colh) phase and then the discotic nematic (ND) phase. Thus, the authors investigated the effects of different types of chains on the molecule's capacity for self-assembly and how these effects inevitably influenced molecular packing as these two characteristics directly facilitated the formation of new functional materials and expanded the range of practical applications for this class of compounds.

Japanese chemists used the Sonogashira reaction to synthesize and study the structures and properties of macrocycles that had anthracene nuclei interconnected by rigid acetylene bridges, **1**, as well as the corresponding anthraquinone analogs, **2**, (Fig. 22) [25, 26].

XRD analysis revealed that compounds **2a-d** were peculiar in that an out-of-plane deformation of the internal carbonyl fragment was observed in all cases, and the dimer was readily formed both as crystals and in solution. Additionally, XRD studies revealed the dimeric pairs that were formed both as single crystals and in solution were caused by intermolecular interactions between the anthracene and the anthraquinone fragments, in particular, for compounds **2a** and **2b**, which were folded as dimeric pairs within a single crystal *via* intramolecular  $\pi$ - $\pi$  interactions between the aforementioned fragments. Cyclic analogs of **2** tended to self-associate in  $\text{CHCl}_3$ . Such acetylenic macrocycles attracted the attention of chemists because they could be used as novel  $\pi$ -conjugated compounds in supramolecular and functional molecular chemistry applications for the design of nanocars, gyroscopes, and other molecular machines. Conformational control, which was implemented in a conjugated system using intramolecular hydrogen bonds, was often used to obtain individual molecular and supramolecular properties [8] (Fig. 23).



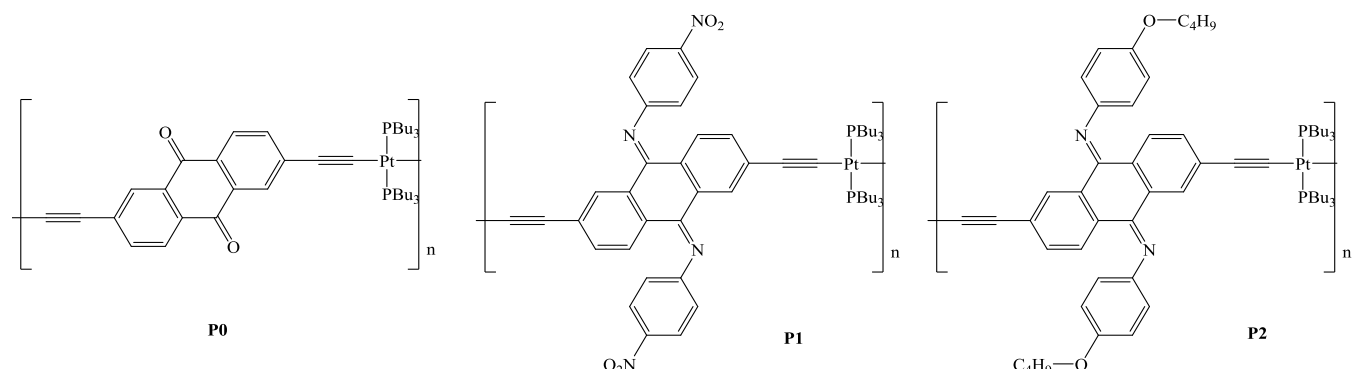
**Fig. 23.** The conjugated anthraquinone system with intramolecular hydrogen bonds

In this case, a completely coplanar conformation of the  $\pi$ -system led to short  $\pi$ - $\pi$  distances which facilitated molecular self-assembly. Thus, this study was able to demonstrate the efficiency and significance of intramolecular non-covalent bonds for conformational control and molecular self-assembly. Hydrogen bonds such as these provided thermodynamic stability of the coplanar conformation [27], as clearly evidenced through the influence exerted by the substituent in the anthraquinone diimine fragment on the properties of trans-(ethynyl-bis(tributylphosphinyl)platinum)-containing polymers (Fig. 24).

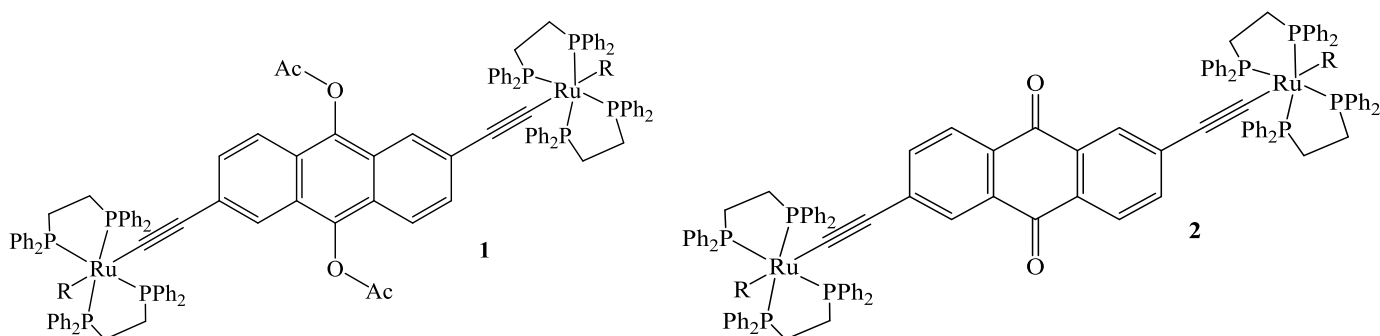
In this investigation, it was obvious that there were significant differences in the physical properties of P0, P1, and P2. First, the polymer P2 was larger than P1 and P0 because of the presence of

soluble side chains, such as  $-\text{OC}_4\text{H}_9$  instead of  $\text{NO}_2$  groups. At the same time, P2 exhibited a higher fluorescence intensity and a longer lifetime than P1. Second, P2 exhibited a rare case of higher energy emission, which was not observed in P1. Third, of the lot, only P0 was phosphorescent [26, 28].

The anthrahydroquinone/anthraquinone (AHQ/AQ) system was used as a switching mechanism for molecular devices (Fig. 25). In that study, the synthesis and properties of dinuclear molecular switches, such as AcAHQ and AQ, which had associated redox-active Ru(dppe)<sub>2</sub> fragments, were investigated, and it was revealed that organometallic systems, such as the AcAHQ/AQ–Ru system, were very effective bimodal molecular switches. These complexes could be potential components for dual reversible switches and irreversible fuse systems in molecular electronics.



**Fig. 24.** A comparative series of trans-(ethynyl-bis(tributylphosphinyl)platinum and trans-(ethynyl-bis(tributylphosphinyl)platinum)-containing polymers bearing different substituents



**Fig. 25.** An anthrahydroquinone and anthraquinone system exhibiting molecular switching capabilities

## 5 The biological activity of acetylenylquinones and products of their modification

In this section, the search for effective therapeutic agents based on acetylene quinone derivatives is reported. To date, an important area of medicinal chemistry deals with the construction of so-called “hybrid” molecules via the combination of two structural units of a different nature. Acetylene derivatives of anthraquinones are promising bioconjugates known to exhibit anticancer activity. On the other hand, anthraquinoid derivatives were shown to be capable of intercalating in the DNA duplex, and many natural anthraquinones exhibited high biological activity. Therefore, it was no surprise that scientists focused their research efforts on the construction of biologically active biohybrids that combined these two pharmacophore groups into one molecule.

Using  $\text{Pd}(\text{PPh}_3)_4$  as a catalyst, the reaction of 9,10- and 1,8-dibromoanthracene with ethynylferrocene in a tetrahydrofuran/triethylamine solvent mixture (THF/TEA) led to the formation of **1** and **2**. Compound **3** was prepared in a similar manner using 2,6-diiodoanthraquinone in toluene (Fig. 26).

Based on the binding energy ( $-10.61 \text{ kcal/mol}^{-1}$ ) and inhibition constant (16.74 nM), it was obvious

that compound **2** had the best interaction with cancer-related *Aurora A* kinase protein of all the analogs in this series. Indeed, both molecular docking and cell cytotoxicity assays revealed that **2** was a more effective anticarcinogen when compared with **1** and **3** as it was capable of binding to DNA strands and triggering apoptosis [29]. Of particular interest was the antimicrobial agent Chloroquinocin 1, which was shown to be active against Gram-positive bacteria, such as methicillin-resistant *Staphylococcus aureus* (MRSA) [12]. Details on the synthesis of analogs of Chloroquinocin 1 were reported in Section 2 (Fig. 27) [12]. The route of synthesis for chloroquinone and its analogs was shown to be very effective as it provided the basis for the creation of a new series of this in-demand class of compounds.

In Section 2, the synthesis of natural pyranones using acetylene derivatives of anthraquinone was described [19]. Here, Rixson et al. were able to expand on the structure of this compound and generate a series of synthetic analogs for antitumor agent BE-26554A (Fig. 28) via a simple reaction route. This reaction series brought into stark focus the untapped potential of this class of pyranones as chemotherapeutic agents, especially as antibacterial and antitumor compounds that were related to BE-26554A.

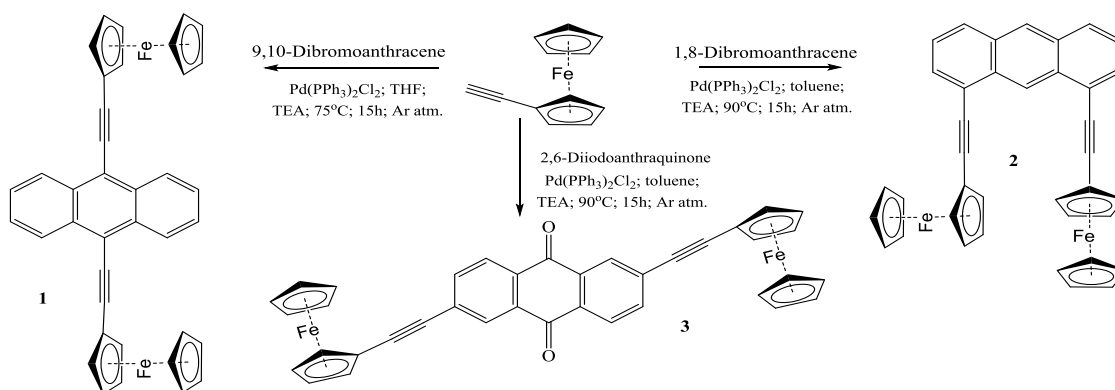


Fig. 26. Synthesis of ferrocene-substituted bis-(ethynyl)anthracene and -anthraquinone compounds

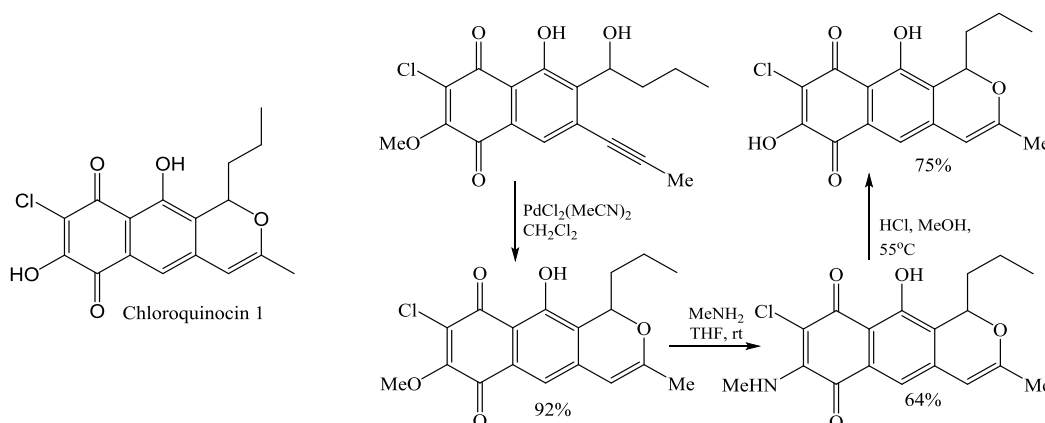
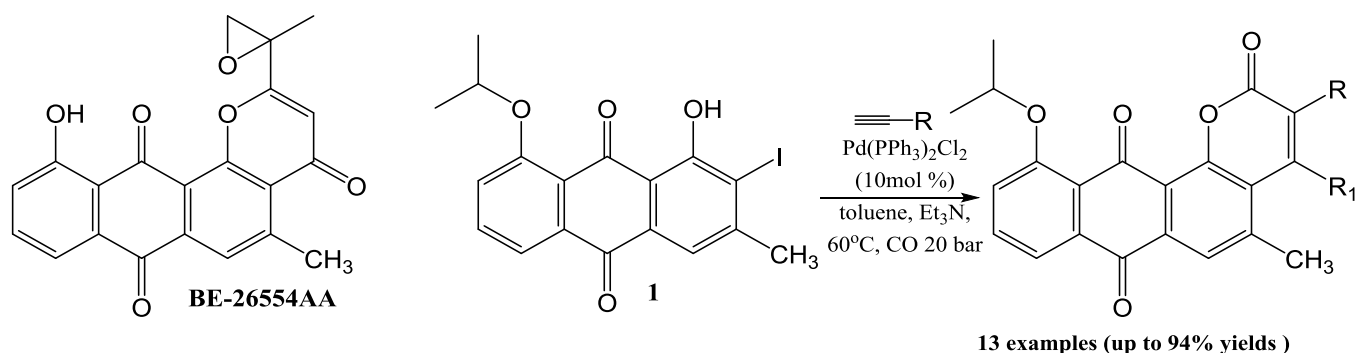


Fig. 27. Synthesis of isomeric anthrapiran-2-one analogs of the natural compound BE-26554A

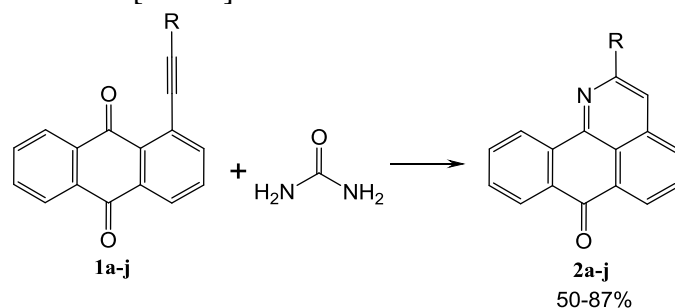


**Fig. 28.** Synthesis of series of analogs of natural chemotherapeutic agents BE-26554A

In the search for biologically active compounds, the annelation of *peri*-alkynyl-9,10-anthraquinones using nitrogen binucleophiles proved to be highly effective [6]. Urea, in particular, was shown to be the best nucleophile for the regioselective cyclization of alkynylantraquinones. Unlike guanidine, the reaction between urea and 1-R-ethynyl-9,10-anthraquinones **1a–j** triggered the formation of a 2-R-7*H*-dibenzo [*de,h*] quinolin-7-one (**2a–j**) heterocyclic system (Fig. 29). Excess urea was shown to be extremely important as the reaction was more expedient when conducted in molten urea due to the reagent's poor solubility in most organic solvents, its availability, and its low cost. The absence of toxic solvents provided a green alternative to this type of reaction.

New heterocyclization of 1-R-ethynyl-9,10-anthraquinones with urea resulted in the formation of 2-R-7*H*-dibenzo [*de,h*] quinolin-7-ones which were synthetic analogs of natural alkaloids of aporphine [6]. It should be noted that the conditions of this reaction were similar to those often utilized in green chemistry processes as no aggressive reagents or solvents were used and the reaction was carried out in molten urea, a non-toxic commercially available product often used as a fertilizer in agricultural applications. Processing this reaction consisted of

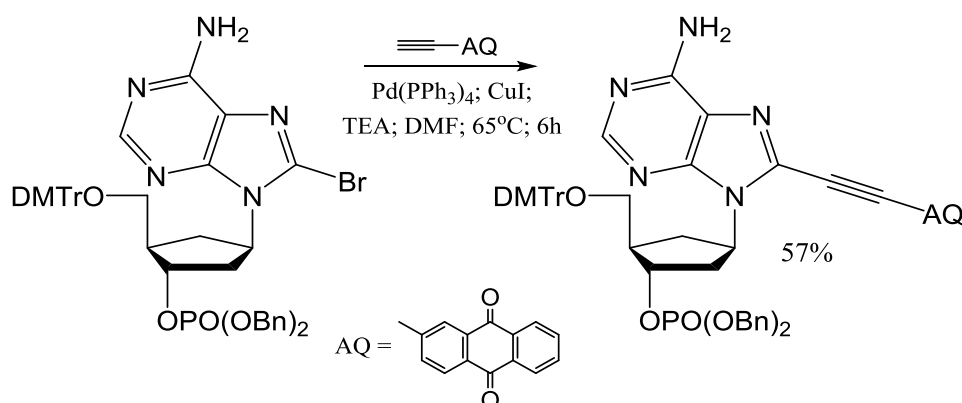
simply diluting the reaction mass with water and filtering the precipitated product, making this method environmentally friendly and energy-efficient. Additionally, this type of compound exhibited anticancer activities [30–32].



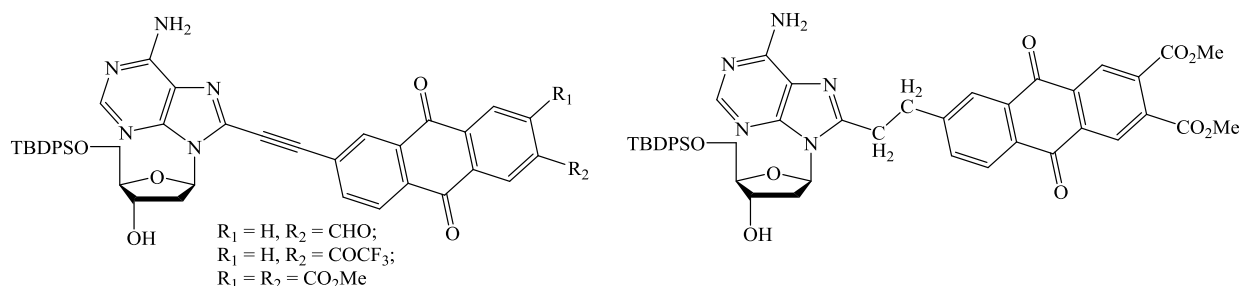
R: a=Ph, b=p-O<sub>2</sub>NPh, c=p-MeOPh, d=Py, e=Me<sub>2</sub>Pz, f=Bu, g=C<sub>5</sub>H<sub>11</sub>, h=PhOCH<sub>2</sub>, i=Me<sub>2</sub>HOC, j=Me<sub>3</sub>Si

**Fig. 29.** Synthesis of 2-R-7*H*-dibenzo [*de,h*] quinolin-7-ones via green chemistry

Netzel et al. [33] described the synthesis of AQ-Ad conjugates via palladium coupling of *tert*-butyldiphenylsilyl (TBDPS) 5'-protected 8-ethynyl-2'-deoxyadenosine with the corresponding 2-brom-9,10-anthraquinones. The conjugates of anthraquinone-adenine (AQ-Ad) with reduction potentials were shown to be favorable for electron-transfer processes and could be used in studies on adenine oxidation in DNA (Fig. 30).



**Fig. 30.** Synthesis of the conjugates of anthraquinone-adenine (AQ-Ad) for studies on the oxidation of adenine in DNA



**Fig. 31.** Saturated and unsaturated conjugates of AQ-Ad

Attaching the AQ moiety to adenine *via* a rigid  $C\equiv C$  bridge facilitated regioselective control within the structure of the DNA duplex. The electrochemical potentials of these conjugates were measured in acetonitrile, and it was demonstrated that the presence of the ethynyl linkers enhanced the reduction potential of the respective compound by 125–150 mV relative to the corresponding ethyl linkers.

## Conclusion

Using several examples of new and unusual transformations, this review highlights the significant synthetic potential of electron-deficient acetylenylantraquinones and their role in expanding our understanding of the nature of the  $C\equiv C$  triple

bond. Alkynes provide a large amount of energy which can be utilized for novel transformations. In the acetylenylquinone derivatives, the close proximity of the carbonyl groups makes the  $C\equiv C$  triple bond even more reactive, thus facilitating irreversible, thermodynamically advantageous chemical transformations. As a result, most of the transformations involving acetylene compounds are resource-efficient. In the search for novel medicinal agents, alkynylantraquinones were shown to be an important class of natural alkaloids, particularly those of the aporphinoid series (aporphinoid alkaloids). The authors hope that this review will help researchers find more rational, effective routes for the synthesis of target compounds using the unique reactivity of the activated  $C\equiv C$  triple bond.

## References

- [1] Tuttle T., Kraka E., Cremer D.J. Docking, triggering, and biological activity of dynemicin A in DNA: A computational study. *Journal of the American Chemical Society*, 2005, vol. 127, no. 26, pp. 9469–9484. doi: 10.1021/ja046251f
- [2] Diederich F., Stang P.J., Tykwinski R.R. *Acetylene Chemistry: Chemistry, Biology and Material Science*; Wiley-VCH: Weinheim, Germany, 2005.
- [3] Dembitsky V.M., Levitsky D.O. Acetylenic Terrestrial Anticancer Agents. *Natural Product Communications*, 2006, vol. 1, no. 5, pp. 405–429.
- [4] Schwartsberg M.S., Barabanov I.I., Fedenok L.G. Acetylenic derivatives of quinones. *Russian Chemical Reviews*, 2004, vol. 73, no. 2, pp. 161–184. doi: 10.1070/RC2004v073n02ABEH000788.
- [5] Alabugin I.V., Gonzalez-Rodriguez E., Kawade R.K., Stepanov A.A., Vasilevsky S.F. Alkynes as synthetic equivalents of ketones and aldehydes: a hidden entry into carbonyl chemistry. *Molecules*, 2019, vol. 24, no. 6, Article number 1036. doi: 10.3390/molecules24061036.
- [6] Baranov D.S., Vasilevsky S.F., Gold B., Alabugin I.V. Urea as an organic solvent and reagent for the addition/cyclization/fragmentation cascades leading to 22-R-7H-dibenzo[de,h]quinolin-7-one analogues of Aporphinoid alkaloids. *RSC Advances*, 2011, vol. 1, no. 9, pp. 1745–1750. doi: 10.1039/C1RA00622C.
- [7] Baranov D.S., Gold B., Vasilevsky S.F., Alabugin I.V. Divergent cyclizations of 1-R-ethynyl-9,10-antraquinones: use of thiourea as a “S<sup>2-</sup>” equivalent in an “anchor-relay” addition mediated by formal C-H activation. *Journal of Organic Chemistry*, 2013, vol. 78, no. 5, pp. 2074–2082. doi:10.1021/jo302146r.
- [8] Zhu C., Mu A.U., Yen-Hao Lin, Zi-Hao Guo, Yuan T., Wheel S.E. Molecular coplanarity and self-assembly promoted by intramolecular hydrogen Bonds. *Organic Letters*, 2016, vol. 18, no. 24, pp. 6332–6335. doi: 10.1021/acs.orglett.6b03225.
- [9] Seidel N., Hahn T., Liebing S., Seichter W, Kortus J, Weber E. Synthesis and properties of new 9,10-antraquinone derived compounds for molecular electronics. *New Journal of Chemistry*, 2013, vol. 37, no. 3, pp. 601–610. doi: 10.1039/C2NJ40772H.
- [10] Kadiyala V.S.N. Murty, Xie T., Bernet B., Vasella A. Oligosaccharide analogues of polysaccharides. Part 26. Mimics of cellulose I and cellulose II: Di- and monoalkynyl c-cellosides of 1,8-disubstituted anthraquinones. *Helvetica Chimica Acta*. 2006, vol. 89, no. 4, pp. 675–730. doi: 10.1002/hlca.200690068.
- [11] Tan E., Quinonero O., Elena de Orbe M., Echavarren A.M. Broad-scope Rh-catalyzed inverse-Sonogashira reaction directed by weakly coordinating groups. *ACS Catalysis*, 2018, vol. 8, no. 3, pp. 2166–2172. doi: 10.1021/acscatal.7b04395.
- [12] Shimbashi A., Nishiyama S. Synthesis of chloroquinocin, a pyranonaphthoquinone antibiotic against Gram-positive

- bacteria. *Tetrahedron Letters*, 2007, vol. 48, no. 9, pp. 1545–1548. doi: 10.1016/j.tetlet.2007.01.020.
- [13] Kitamura K., Asahina K., Nagai Y., Zhang K., Nomura S., Tanaka K., Hamura H. A new synthetic route to 5,6,11,12-tetraarylethynyltetracenes. *Organic and Biomolecular Chemistry*, 2018, vol. 16, no. 47, pp. 9143–9146. doi: 10.1039/C8OB02450B.
- [14] Vasilevsky S.F., Baranov D.S., Mamatyuk V.I., Gatilov Y.V., Alabugin I.V. An unexpected rearrangement which disassembles alkyne moiety through formal nitrogen atom insertion between two acetylenic carbons and related cascade transformations: New approach to *sampagine* derivatives and polycyclic aromatic amides. *Journal of Organic Chemistry*, 2009, vol. 74, no. 16, pp. 6143–6150. doi: 10.1021/jo9008904.
- [15] Vasilevsky S.F., Davydova M.P., Mamatyuk V.I., Tsvetkov N., Hughes A., Baranov D.S., Alabugin I.V. Full cleavage of C≡C bond in electron-deficient acetylenes via reaction with ethylenediamine. *Australian Journal of Chemistry*, 2007, vol. 70, no. 4, pp. 421–429. doi: 10.1071/CH17026.
- [16] Kondo M., Uchikawa M., Zhang Wen-Wei, Namiki K., Kume S., Murata M., Kobayashi Y., Nishihara H. Protonation-induced cyclocondensation of 1-aryl ethynyl-anthraquinones: Expanding the  $\pi$  conjugation. *Angewandte Chemie - International Edition*, 2007, vol. 46, no. 34, pp. 6271–6274. doi: 10.1002/anie.200701766.
- [17] Rao K.P., Kondo M., Sakamoto R., Kusamoto T., Shoko Kume, Nishihara H., Protonation-induced cyclization of 1,8-bis(arylethynyl)anthraquinones: Monopyrylium salt formation and intensification of donor-acceptor interaction. *Chemistry Letters*, 2011, vol. 40, no. 12, pp. 968–1458. doi:10.1246/cl.2011.1456.
- [18] Kondo M., Uchikawa M., Namiki K., Zhang W., Kume S., Nishibori E., Suwa H., Aoyagi S., Sakata M., Murata M., Kobayashi Y., Nishihara H. Counterion-dependent valence tautomerization of ferrocenyl-conjugated pyrylium salts. *Journal of the American Chemical Society*, 2009, vol. 131, no. 34, pp. 12112–12124. doi: 10.1021/ja900393e.
- [19] Rixson J.E., Skelton E.W., Koutsantonis G.A., Gericke K.M., Stewart S.G. Domino reactions for the synthesis of anthrapyran-2-ones and the total synthesis of the natural product ( $\pm$ )-BE-26554A. *Organic Letters*, 2013, vol. 15, no. 18, pp. 4834–4837. doi: 10.1021/ol402240v.
- [20] Stepanov A.A., Gornostaev L.M., Vasilevsky S.F., Arnold E.V., Mamatyuk V.I., Fadeev D.S., Gold B., Alabugin I.V. Chameleonic reactivity of vicinal diazonium salt of acetylenyl-9,10-anthraquinones: Synthetic application toward two heterocyclic targets. *Journal of Organic Chemistry*, 2011, vol. 76, no. 21, pp. 8737–8748. doi: 10.1021/jo2014214.
- [21] Vasilevsky S.F., Baranov D.S., Mamatyuk V.I., Fadeev D.S., Gatilov Y.V., Stepanov A.A., Vasilieva N.V., Alabugin I.V. Conformational flexibility of fused tetracenedione propellers obtained from one-pot reductive dimerization of acetylenic quinones. *Journal of Organic Chemistry*, 2015, vol. 80, no. 3, pp. 1618–1631. doi: 10.1021/jo502543b.
- [22] Dijk E.H., Daniel J. T. Myles, van der Veen M.H., Hummelen J.C. Synthesis and properties of an anthraquinone-based redox switch for molecular electronics. *Organic Letters*, 2006, vol. 8, no. 11, pp. 2333–2336. doi: 10.1021/ol0606278.
- [23] Yao M., Sano H., Ando H., Kiyobayashi T., Takeich N. Anthraquinone-based oligomer as a long cycle-life organic electrode material for use in rechargeable batteries. *ChemPhysChem*, 2019, vol. 20, no. 7, pp. 967–971. doi: 10.1002/cphc.201900012.
- [24] De J., Gupta S.P., Bala I., Kumar S., Pal S.K. Phase behavior of a new class of anthraquinone-based discotic liquid crystals. *Langmuir* 2017, vol. 33, no. 48, pp. 13849–13860. doi: 10.1021/acs.langmuir.7b03031.
- [25] Toyota S., Kurokawa M., Araki M., Nakamura K., Iwanaga T. Framework of 1,8-anthrylene-ethynylene cyclic dimer and its monoanthraquinone analogue. *Org. Lett.*, 2007, vol. 9, no. 18, pp. 3655–3658. doi: 10.1021/ol701536q.
- [26] Iwanaga T., Miyamoto K., Tahara K., Inukai K., Okuhata S., Tobe Y., Toyota S. Chemistry of anthracene-acetylene oligomers xx: Synthesis, structures, and self-association of anthracene-anthraquinone cyclic compounds with ethynylene linkers. *Chemistry – An Asian Journal*, 2012, vol. 7, no. 5, pp. 935–943. doi: 10.1002/asia.201101000.
- [27] Juvenal F., Lei H., Karsenti P., Harvey P.D. Drastic effect of the substituent on the anthraquinone diimine moiety on the properties of the push-pull transbisphosphinebisphenylacetynylplatinum(II)-containing polymers. *Journal of Organometallic Chemistry*, 2019, vol. 896, pp. 24–31. doi: 10.1016/j.jorganchem.2019.05.024.
- [28] Oyama Y., Kawano R., Tanaka Y., Akita M., Dinuclear ruthenium acetylides complexes with diethynylated anthrahydroquinone and anthraquinone frameworks: A multi-stimuli-responsive organometallic switch. *Dalton Transactions*, 2019, vol. 48, no. 21, pp. 7432–7441, doi: 10.1039/C9DT01255A.
- [29] Singh A., Kumari P., Raghuvanshi A., Mobin S.M., Mathur P.M. Ferrocene-substituted bis(ethynyl)anthracene compounds as anticancer agents. *Applied Organometallic Chemistry*, 2018, vol. 32, no. 2, pp. 4071–4083. doi: doi.org/10.1002/aoc.4071.
- [30] Yu B., Meng L., Chen J., Zhou T., Cheng K., Ding J., Qin G. Cytotoxic oxoisoaporphine alkaloids from *menispermum dauricum*. *Journal of Natural Products*, 2001, vol. 64, no. 7, pp. 968–970. doi: 10.1021/np000532t.
- [31] Tang H., Wang X., Wei Y., Huang S., Huang Z., Tan J., An L., Wu J., Chan A.S., Gu L. Oxoisoaporphine alkaloid derivatives: Synthesis, DNA binding affinity and cytotoxicity. *European Journal of Medicinal Chemistry*, 2008, vol. 43, no. 5, pp. 973–980. doi:10.1016/j.ejmech.2007.07.004.
- [32] Tang H., Ning F., Wei Y., Huang S., Huang Z., Chan A.S., Gu L. Derivatives of oxoisoaporphine alkaloids: A novel class of selective acetylcholinesterase inhibitors. *Bioorganic and Medicinal Chemistry Letters*, 2007, vol. 17, no. 13, pp. 3765–3768. doi:10.1016/j.bmcl.2007.04.015.
- [33] Abou-Elkhair R.A.I., Netzel T.L. Synthesis of two 8-[(anthraquinone-2-yl)-linked]-2'-deoxyadenosine 3'-benzyl hydrogen phosphates for studies of photoinduced hole transport in DNA. *Nucleosides Nucleotides and Nucleic Acids*, 2005, vol. 24, no. 2, pp. 85–110. doi: 10.1081/NCN-200051894.

Received: December 12, 2019