



Measurement of the Higgs boson production rate in association with top quarks in final states with electrons, muons, and hadronically decaying tau leptons at $\sqrt{s} = 13$ TeV

CMS Collaboration*

CERN, 1211 Geneva 23, Switzerland

Received: 6 November 2020 / Accepted: 1 March 2021 / Published online: 30 April 2021
© CERN for the benefit of the CMS Collaboration 2021, corrected publication 2021

Abstract The rate for Higgs (H) bosons production in association with either one (tH) or two (ttH) top quarks is measured in final states containing multiple electrons, muons, or tau leptons decaying to hadrons and a neutrino, using proton–proton collisions recorded at a center-of-mass energy of 13 TeV by the CMS experiment. The analyzed data correspond to an integrated luminosity of 137 fb^{-1} . The analysis is aimed at events that contain $H \rightarrow WW$, $H \rightarrow \tau\tau$, or $H \rightarrow ZZ$ decays and each of the top quark(s) decays either to lepton+jets or all-jet channels. Sensitivity to signal is maximized by including ten signatures in the analysis, depending on the lepton multiplicity. The separation among tH, ttH, and the backgrounds is enhanced through machine-learning techniques and matrix-element methods. The measured production rates for the ttH and tH signals correspond to 0.92 ± 0.19 (stat) $_{-0.13}^{+0.17}$ (syst) and 5.7 ± 2.7 (stat) ± 3.0 (syst) of their respective standard model (SM) expectations. The corresponding observed (expected) significance amounts to 4.7 (5.2) standard deviations for ttH, and to 1.4 (0.3) for tH production. Assuming that the Higgs boson coupling to the tau lepton is equal in strength to its expectation in the SM, the coupling y_t of the Higgs boson to the top quark divided by its SM expectation, $\kappa_t = y_t/y_t^{\text{SM}}$, is constrained to be within $-0.9 < \kappa_t < -0.7$ or $0.7 < \kappa_t < 1.1$, at 95% confidence level. This result is the most sensitive measurement of the ttH production rate to date.

1 Introduction

The discovery of a Higgs (H) boson by the ATLAS and CMS experiments at the CERN LHC [1–3] opened a new field for exploration in the realm of particle physics. Detailed measurements of the properties of this new particle are important to ascertain if the discovered resonance is indeed the Higgs boson predicted by the standard model (SM) [4–7]. In the SM,

the Yukawa coupling y_f of the Higgs boson to fermions is proportional to the mass m_f of the fermion, namely $y_f = m_f/v$, where $v = 246$ GeV denotes the vacuum expectation value of the Higgs field. With a mass of $m_t = 172.76 \pm 0.30$ GeV [8], the top quark is by far the heaviest fermion known to date, and its Yukawa coupling is of order unity. The large mass of the top quark may indicate that it plays a special role in the mechanism of electroweak symmetry breaking [9–11]. Deviations of y_t from the SM prediction of m_t/v would indicate the presence of physics beyond the SM.

The measurement of the Higgs boson production rate in association with a top quark pair (ttH) provides a model-independent determination of the magnitude of y_t , but not of its sign. The sign of y_t is determined from the associated production of a Higgs boson with a single top quark (tH). Leading-order (LO) Feynman diagrams for ttH and tH production are shown in Figs. 1 and 2, respectively. The diagrams for tH production are separated into three contributions: the t -channel (tHq) and the s -channel, that proceed via the exchange of a virtual W boson, and the associated production of a Higgs boson with a single top quark and a W boson (tHW). The interference between the diagrams where the Higgs boson couples to the top quark (Fig. 2 upper and lower left), and those where the Higgs boson couples to the W boson (Fig. 2 upper and lower right) is destructive when y_t and g_W have the same sign, where the latter denotes the coupling of the Higgs boson to the W boson. This reduces the tH cross section and influences the kinematical properties of the event as a function of y_t and g_W . The interference becomes constructive when the coupling of the g_W and y_t have opposite signs, causing an increase in the cross section of up to one order of magnitude. This is referred to as inverted top quark coupling.

Indirect constraints on the magnitude of y_t are obtained from the rate of Higgs boson production via gluon fusion and from the decay rate of Higgs bosons to photon pairs [12], where in both cases, y_t enters through top quark loops. The

* e-mail: cms-publication-committee-chair@cern.ch

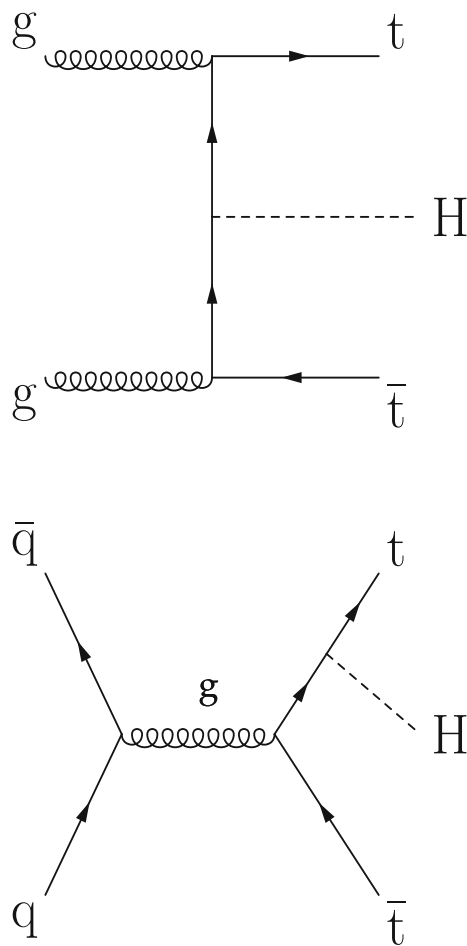


Fig. 1 Feynman diagrams at LO for $t\bar{t}H$ production

$H \rightarrow \gamma\gamma$ decay rate also provides sensitivity to the sign of y_t [13], as does the rate for associated production of a Higgs boson with a Z boson [14]. The measured rates of these processes suggest that the Higgs boson coupling to top quarks is SM-like. However, contributions from non-SM particles to these loops can compensate, and therefore mask, deviations of y_t from its SM value. A model-independent direct measurement of the top quark Yukawa coupling in $t\bar{t}H$ and tH production is therefore very important. The comparison of the magnitude and sign of y_t obtained from the measurement of the $t\bar{t}H$ and tH production rates, where y_t enters at lowest “tree” level, with the value of y_t obtained from processes where y_t enters via loop contributions can provide evidence about such contributions.

This manuscript presents the measurement of the $t\bar{t}H$ and tH production rates in final states containing multiple electrons, muons, or τ leptons that decay to hadrons and a neutrino (τ_h). In the following, we refer to τ_h as “hadronically decaying τ ”. We also refer to electrons and muons collectively as “leptons” (ℓ). The measurement is based on data recorded by the CMS experiment in pp collisions at

$\sqrt{s} = 13$ TeV during Run 2 of the LHC, that corresponds to an integrated luminosity of 137 fb^{-1} .

The associated production of Higgs bosons with top quark pairs was previously studied by the ATLAS and CMS experiments, with up to 24.8 fb^{-1} of data recorded at $\sqrt{s} = 7$ and 8 TeV during LHC Run 1 [15–19], and up to 79.8 fb^{-1} of data recorded at $\sqrt{s} = 13$ TeV during LHC Run 2 [20–26]. The combined analysis of data recorded at $\sqrt{s} = 7, 8,$ and 13 TeV resulted in the observation of $t\bar{t}H$ production by CMS and ATLAS [27, 28]. The production of Higgs bosons in association with a single top quark was also studied using the data recorded during LHC Run 1 [29] and Run 2 [30, 31]. These analyses covered Higgs boson decays to $b\bar{b}, \gamma\gamma, WW, ZZ,$ and $\tau\tau$.

The measurement of the $t\bar{t}H$ and tH production rates presented in this manuscript constitutes their first simultaneous analysis in this channel. This approach is motivated by the high degree of overlap between the experimental signatures of both production processes and takes into account the dependence of the $t\bar{t}H$ and tH production rates as a function of y_t . Compared to previous work [23], the sensitivity of the present analysis is enhanced by improvements in the identification of τ_h decays and of jets originating from the hadronization of bottom quarks, as well as by performing the analysis in four additional experimental signatures, also referred to as analysis channels, that add up to a total of ten. The signatures involve Higgs boson decays to $WW, \tau\tau,$ and $ZZ,$ and are defined according to the lepton and τ_h multiplicities in the events. Some of them require leptons to have the same (opposite) sign of electrical charge and are therefore referred to as SS (OS). The signatures $2\ell SS + 0\tau_h, 3\ell + 0\tau_h, 2\ell SS + 1\tau_h, 2\ell OS + 1\tau_h, 1\ell + 2\tau_h, 4\ell + 0\tau_h, 3\ell + 1\tau_h,$ and $2\ell + 2\tau_h$ target events where at least one top quark decays via $t \rightarrow bW^+ \rightarrow b\ell^+\nu_\ell$, whereas the signatures $1\ell + 1\tau_h$ and $0\ell + 2\tau_h$ target events where all top quarks decay via $t \rightarrow bW^+ \rightarrow bq\bar{q}'$. We refer to the first and latter top quark decay signatures as semi-leptonically and hadronically decaying top quarks, respectively. Here and in the following, the term top quark includes the corresponding charge-conjugate decays of top antiquarks. As in previous analyses, the separation of the $t\bar{t}H$ and tH signals from backgrounds is improved through machine-learning techniques, specifically boosted decision trees (BDTs) and artificial neural networks (ANNs) [32–34], and through the matrix-element method [35, 36]. Machine-learning techniques are also employed to improve the separation between the $t\bar{t}H$ and tH signals. We use the measured $t\bar{t}H$ and tH production rates to set limits on the magnitude and sign of y_t .

This paper is organized as follows. After briefly describing the CMS detector in Sect. 2, we proceed to discuss the data and simulated events used in the measurement in Sect. 3. Section 4 covers the object reconstruction and selection from signals recorded in the detector, while Sect. 5 describes the

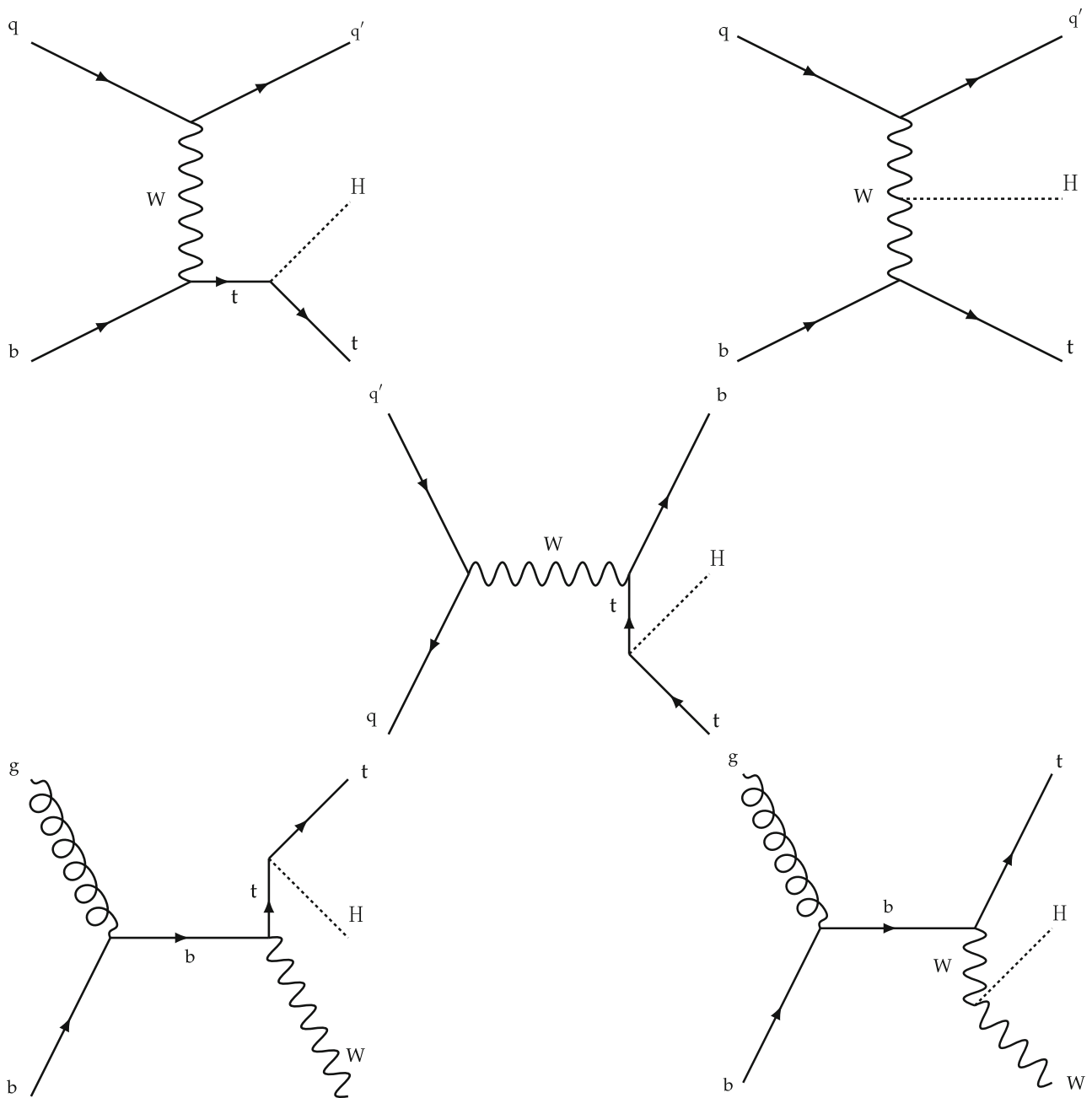


Fig. 2 Feynman diagrams at LO for tH production via the t -channel (tHq in upper left and upper right) and s -channel (middle) processes, and for associated production of a Higgs boson with a single top quark

and a W boson (tHW in lower left and lower right). The tHq and tHW production processes are shown for the five-flavor scheme

selection criteria applied to events in the analysis. These events are grouped in categories, defined in Sect. 6, while the estimation of background contributions in these categories is described in Sect. 7. The systematic uncertainties affecting the measurements are given in Sect. 8, and the statistical analysis and the results of the measurements in Sect. 9. We end the paper with a brief summary in Sect. 10.

2 The CMS detector

The central feature of the CMS apparatus is a superconducting solenoid of 6 m internal diameter, providing a magnetic field of 3.8 T. A silicon pixel and strip tracker, a lead tungstate crystal electromagnetic calorimeter (ECAL), and a brass and scintillator hadron calorimeter (HCAL), each composed of a barrel and two endcap sections, are positioned

within the solenoid volume. The silicon tracker measures charged particles within the pseudorapidity range $|\eta| < 2.5$. The ECAL is a fine-grained hermetic calorimeter with quasi-projective geometry, and is segmented into the barrel region of $|\eta| < 1.48$ and in two endcaps that extend up to $|\eta| < 3.0$. The HCAL barrel and endcaps similarly cover the region $|\eta| < 3.0$. Forward calorimeters extend the coverage up to $|\eta| < 5.0$. Muons are measured and identified in the range $|\eta| < 2.4$ by gas-ionization detectors embedded in the steel flux-return yoke outside the solenoid. A two-level trigger system [37] is used to reduce the rate of recorded events to a level suitable for data acquisition and storage. The first level of the CMS trigger system, composed of custom hardware processors, uses information from the calorimeters and muon detectors to select the most interesting events with a latency of $4 \mu\text{s}$. The high-level trigger processor farm further decreases the event rate from around 100 kHz to about 1 kHz. Details of the CMS detector and its performance, together with a definition of the coordinate system and the kinematic variables used in the analysis, are reported in Ref. [38].

3 Data samples and Monte Carlo simulation

The analysis uses pp collision data recorded at $\sqrt{s} = 13 \text{ TeV}$ at the LHC during 2016–2018. Only the data-taking periods during which the CMS detector was fully operational are included in the analysis. The total integrated luminosity of the analyzed data set amounts to 137 fb^{-1} , of which 35.9 [39], 41.5 [40], and 59.7 [41] fb^{-1} have been recorded in 2016, 2017, and 2018, respectively.

The event samples produced via Monte Carlo (MC) simulation are used for the purpose of calculating selection efficiencies for the $t\bar{t}H$ and tH signals, estimating background contributions, and training machine-learning algorithms. The contribution from $t\bar{t}H$ signal and the backgrounds arising from $t\bar{t}$ production in association with W and Z bosons ($t\bar{t}W$, $t\bar{t}Z$), from triboson (WWW, WWZ, WZZ, ZZZ, WZ γ) production, as well as from the production of four top quarks ($t\bar{t}\bar{t}$) are generated at next-to-LO (NLO) accuracy in perturbative quantum chromodynamics (pQCD) making use of the program MADGRAPH5_aMC@NLO 2.2.2 or 2.3.3 [42–45], whereas the tH signal and the $t\bar{t}\gamma$, $t\bar{t}\gamma^*$, tZ , $t\bar{t}WW$, W +jets, Drell–Yan (DY), $W\gamma$, and $Z\gamma$ backgrounds are generated at LO accuracy using the same program. The symbols γ^* and γ are employed to distinguish virtual photons from the real ones. The event samples with virtual photons also include contributions from virtual Z bosons. The DY production of electron, muon, and τ lepton pairs are referred to as $Z/\gamma^* \rightarrow ee$, $Z/\gamma^* \rightarrow \mu\mu$, and $Z/\gamma^* \rightarrow \tau\tau$, respectively. The modeling of the $t\bar{t}W$ background includes additional $\alpha_S\alpha^3$ electroweak corrections [46,47], simulated using MADGRAPH5_aMC@NLO. The NLO program POWHEG v2.0

[48–50] is used to simulate the backgrounds arising from $t\bar{t}$ +jets, tW , and diboson ($W^\pm W^\mp$, WZ, ZZ) production, and from the production of single top quarks, and from SM Higgs boson production via gluon fusion (ggH) and vector boson fusion (qqH) processes, and from the production of SM Higgs bosons in association with W and Z bosons (WH, ZH) and with W and Z bosons along with a pair of top quarks ($t\bar{t}WH$, $t\bar{t}ZH$). The modeling of the top quark transverse momentum (p_T) distribution of $t\bar{t}$ +jets events simulated with the program POWHEG is improved by reweighting the events to the differential cross section computed at next-to-NLO (NNLO) accuracy in pQCD, including electroweak corrections computed at NLO accuracy [51]. We refer to the sum of WH plus ZH contributions by using the symbol VH and to the sum of $t\bar{t}WH$ plus $t\bar{t}ZH$ contributions by using the symbol $t\bar{t}VH$. The SM production of Higgs boson pairs or a Higgs boson in association with a pair of b quarks is not considered as a background to this analysis, because its impact on the event yields in all categories is found to be negligible. The production of same-sign W pairs (SSW) is simulated using the program MADGRAPH5_aMC@NLO in LO accuracy, except for the contribution from double-parton interactions, which is simulated with PYTHIA v8.2 [52] (referred to as PYTHIA hereafter). The NNPDF3.0LO (NNPDF3.0NLO) [53–55] set of parton distribution functions (PDF) is used for the simulation of LO (NLO) 2016 samples, while NNPDF3.1 NNLO [56] is used for 2017 and 2018 LO and NLO samples.

Different flavor schemes are chosen to simulate the tHq and tHW processes. In the five-flavor scheme (5 FS), bottom quarks are considered as sea quarks of the proton and may appear in the initial state of proton–proton (pp) scattering processes, as opposed to the four-flavor scheme (4 FS), where only up, down, strange, and charm quarks are considered as valence or sea quarks of the proton, whereas bottom quarks are produced by gluon splitting at the matrix-element level, and therefore appear only in the final state [57]. In the 5 FS the distinction of tHq , s -channel, and tHW contributions to tH production is well-defined up to NLO, whereas at higher orders in perturbation theory the tHq and s -channel production processes start to interfere and can no longer be uniquely separated [58]. Similarly, in the same regime the tHW process starts to interfere with $t\bar{t}H$ production at NLO. In the 4 FS, the separation among the tHq , s -channel, and tHW (if the W boson decays hadronically) processes holds only up to LO, and the tHW process starts to interfere with $t\bar{t}H$ production already at tree level [58].

The tHq process is simulated at LO in the 4 FS and the tHW process in the 5 FS, so that interference contributions of latter with $t\bar{t}H$ production are not present in the simulation. The contribution from s -channel tH production is negligible and is not considered in this analysis.

Parton showering, hadronization, and the underlying event are modeled using PYTHIA with the tune CP5, CUETP8M1,

CUETP8M2, or CUETP8M2T4 [59–61], depending on the dataset, as are the decays of τ leptons, including polarization effects. The matching of matrix elements to parton showers is done using the MLM scheme [42] for the LO samples and the FxFx scheme [44] for the samples simulated at NLO accuracy.

The modeling of the $t\bar{t}H$ and tH signals, as well as of the backgrounds, is improved by normalizing the simulated event samples to cross sections computed at higher order in pQCD. The cross section for tH production is computed in the 5 FS. The SM cross section for tHq production has been computed at NLO accuracy in pQCD as 74.3 fb [62], and the SM cross section for $t\bar{t}H$ production has been computed at NLO accuracy in pQCD as 506.5 fb with electroweak corrections calculated at the same order in perturbation theory [62]. Both cross sections are computed for pp collisions at $\sqrt{s} = 13$ TeV. The tHW cross section is computed to be 15.2 fb at NLO in the 5 FS, using the DR2 scheme [63] to remove overlapping contributions between the tHW process and $t\bar{t}H$ production. The cross sections for $t\bar{t}+\text{jets}$, $W+\text{jets}$, DY , and diboson production are computed at NNLO accuracy [64–66].

Event samples containing Higgs bosons are normalized using the SM cross sections published in Ref. [62]. Event samples of $t\bar{t}Z$ production are normalized to the cross sections published in Ref. [62], while $t\bar{t}W$ simulated samples are normalized to the cross section published in the same reference increased by the contribution from the $\alpha_S\alpha^3$ electroweak corrections [46,47]. The SM cross sections for the $t\bar{t}H$ and tH signals and for the most relevant background processes are given in Table 1.

The $t\bar{t}H$ and tH samples are produced assuming all couplings of the Higgs boson have the values expected in the SM. The variation in kinematical properties of tH signal events, which stem from the interference of the diagrams in Fig. 2 described in Sect. 1, for values of y_t and g_W that differ from the SM expectation, is accounted for by applying weights calculated for each tH signal event with MADGRAPH5_aMC@NLO, following the approach suggested in [67,68]. No such reweighting is necessary for the $t\bar{t}H$ signal, because any variation of y_t would only affect the inclusive cross section for $t\bar{t}H$ production, which increases proportional to y_t^2 , leaving the kinematical properties of $t\bar{t}H$ signal events unaltered.

The presence of simultaneous pp collisions in the same or nearby bunch crossings, referred to as pileup (PU), is modeled by superimposing inelastic pp interactions, simulated using PYTHIA, to all MC events. Simulated events are weighed so the PU distribution of simulated samples matches the one observed in the data.

All MC events are passed through a detailed simulation of the CMS apparatus, based on GEANT4 [69,70], and are

processed using the same version of the CMS event reconstruction software used for the data.

Simulated events are corrected by means of weights or by varying the relevant quantities to account for residual differences between data and simulation. These differences arise in: trigger efficiencies; reconstruction and identification efficiencies for electrons, muons, and τ_h ; the energy scale of τ_h and jets; the efficiency to identify jets originating from the hadronization of bottom quarks and the corresponding misidentification rates for light-quark and gluon jets; and the resolution in missing transverse momentum. The corrections are typically at the level of a few percent [71–75]. They are measured using a variety of SM processes, such as $Z/\gamma^* \rightarrow ee$, $Z/\gamma^* \rightarrow \mu\mu$, $Z/\gamma^* \rightarrow \tau\tau$, $t\bar{t}+\text{jets}$, and $\gamma+\text{jets}$ production.

4 Event reconstruction

The CMS particle-flow (PF) algorithm [76] provides a global event description that optimally combines the information from all subdetectors, to reconstruct and identify all individual particles in the event. The particles are subsequently classified into five mutually exclusive categories: electrons, muons, photons, and charged and neutral hadrons.

Electrons are reconstructed combining the information from tracker and ECAL [77] and are required to satisfy $p_T > 7$ GeV and $|\eta| < 2.5$. Their identification is based on a multivariate (MVA) algorithm that combines observables sensitive to: the matching of measurements of the electron energy and direction obtained from the tracker and the calorimeter; the compactness of the electron cluster; and the bremsstrahlung emitted along the electron trajectory. Electron candidates resulting from photon conversions are removed by requiring that the track has no missing hits in the innermost layers of the silicon tracker and by vetoing candidates that are matched to a reconstructed conversion vertex. In the $2\ell SS + 0\tau_h$ and $2\ell SS + 1\tau_h$ channels (see Sect. 5 for channel definitions), we apply further electron selection criteria that demand the consistency among three independent measurements of the electron charge, described as “selective algorithm” in Ref. [77].

The reconstruction of muons is based on linking track segments reconstructed in the silicon tracker to hits in the muon detectors that are embedded in the steel flux-return yoke [78]. The quality of the spatial matching between the individual measurements in the tracker and in the muon detectors is used to discriminate genuine muons from hadrons punching through the calorimeters and from muons produced by in-flight decays of kaons and pions. Muons selected in the analysis are required to have $p_T > 5$ GeV and $|\eta| < 2.4$. For events selected in the $2\ell SS + 0\tau_h$ and $2\ell SS + 1\tau_h$ channels, the relative uncertainty in the curvature of the muon track is

Table 1 Standard model cross sections for the $t\bar{t}H$ and tH signals as well as for the most relevant background processes. The cross sections are quoted for pp collisions at $\sqrt{s} = 13$ TeV. The quoted value for DY production includes a generator-level requirement of $m_{Z/\gamma^*} > 50$ GeV

Process	Cross section (fb)	Process	Cross section (fb)
$t\bar{t}H$	507 [62]	$t\bar{t}Z$	839 [62]
tHq	74.3 [62]	$t\bar{t}W$	650 [46,47,62]
tHW	15.2 [63]	$t\bar{t}WW$	6.98 [45]
ggH	4.86×10^4 [62]	$t\bar{t}$ +jets	8.33×10^5 [65]
qqH	3.78×10^3 [62]	DY	6.11×10^7 [64]
WH	1.37×10^3 [62]	WW	1.19×10^5 [64]
ZH	884 [62]	WZ	4.50×10^4 [64]
		ZZ	1.69×10^4 [64]

required to be less than 20% to ensure a high-quality charge measurement.

The electrons and muons satisfying the aforementioned selection criteria are referred to as “loose leptons” in the following. Additional selection criteria are applied to discriminate electrons and muons produced in decays of W and Z bosons and leptonic τ decays (“prompt”) from electrons and muons produced in decays of b hadrons (“nonprompt”). The removal of nonprompt leptons reduces, in particular, the background arising from $t\bar{t}$ +jets production. To maximally exploit the information available in each event, we use MVA discriminants that take as input the charged and neutral particles reconstructed in a cone around the lepton direction besides the observables related to the lepton itself. The jet reconstruction and b tagging algorithms are applied, and the resulting reconstructed jets are used as additional inputs to the MVA. In particular, the ratio of the lepton p_T to the reconstructed jet p_T and the component of the lepton momentum in a direction perpendicular to the jet direction are found to enhance the separation of prompt leptons from leptons originating from b hadron decays, complementing more conventional observables such as the relative isolation of the lepton, calculated in a variable cone size depending on the lepton p_T [79,80], and the longitudinal and transverse impact parameters of the lepton trajectory with respect to the primary pp interaction vertex. Electrons and muons passing a selection on the MVA discriminants are referred to as “tight leptons”.

Because of the presence of PU, the primary pp interaction vertex typically needs to be chosen among the several vertex candidates that are reconstructed in each pp collision event. The candidate vertex with the largest value of summed physics-object p_T^2 is taken to be the primary pp interaction vertex. The physics objects are the jets, clustered using the jet finding algorithm [81,82] with the tracks assigned to candidate vertices as inputs, and the associated missing transverse momentum, taken as the negative vector sum of the p_T of those jets.

While leptonic decay products of τ leptons are selected by the algorithms described above, hadronic decays are reconstructed and identified by the “hadrons-plus-strips” (HPS) algorithm [74]. The algorithm is based on reconstructing individual hadronic decay modes of the τ lepton: $\tau^- \rightarrow h^- \nu_\tau$, $\tau^- \rightarrow h^- \pi^0 \nu_\tau$, $\tau^- \rightarrow h^- \pi^0 \pi^0 \nu_\tau$, $\tau^- \rightarrow h^- h^+ h^- \nu_\tau$, $\tau^- \rightarrow h^- h^+ h^- \pi^0 \nu_\tau$, and all the charge-conjugate decays, where the symbols h^- and h^+ denotes either a charged pion or a charged kaon. The photons resulting from the decay of neutral pions that are produced in the τ decay have a sizeable probability to convert into an electron-positron pair when traversing the silicon tracker. The conversions cause a broadening of energy deposits in the ECAL, since the electrons and positrons produced in these conversions are bent in opposite azimuthal directions by the magnetic field and may also emit bremsstrahlung photons. The HPS algorithm accounts for this broadening when it reconstructs the neutral pions, by means of clustering photons and electrons in rectangular strips that are narrow in η but wide in ϕ . The subsequent identification of τ_h candidates is performed by the “DeepTau” algorithm [83]. The algorithm is based on a convolutional ANN [84], using as input a set of 42 high-level observables in combination with low-level information obtained from the silicon tracker, the electromagnetic and hadronic calorimeters, and the muon detectors. The high-level observables comprise the p_T , η , ϕ , and mass of the τ_h candidate; the reconstructed τ_h decay mode; observables that quantify the isolation of the τ_h with respect to charged and neutral particles; as well as observables that provide sensitivity to the small distance that a τ lepton typically traverses between its production and decay. The low-level information quantifies the particle activity within two $\eta \times \phi$ grids, an “inner” grid of size 0.2×0.2 , filled with cells of size 0.02×0.02 , and an “outer” grid of size 0.5×0.5 (partially overlapping with the inner grid) and cells of size 0.05×0.05 . Both grids are centered on the direction of the τ_h candidate. The τ_h considered in the analysis are required to have $p_T > 20$ GeV and $|\eta| < 2.3$ and to pass a selection on

the output of the convolutional ANN. The selection differs by analysis channel, targeting different efficiency and purity levels. We refer to these as the very loose, loose, medium, and tight τ_h selections, depending on the requirement imposed on the ANN output.

Jets are reconstructed using the anti- k_T algorithm [81, 82] with a distance parameter of 0.4 and with the particles reconstructed by the PF algorithm as inputs. Charged hadrons associated with PU vertices are excluded from the clustering. The energy of the reconstructed jets is corrected for residual PU effects using the method described in Refs. [85, 86] and calibrated as a function of jet p_T and η [72]. The jets considered in the analysis are required to: satisfy $p_T > 25$ GeV and $|\eta| < 5.0$; pass identification criteria that reject spurious jets arising from calorimeter noise [87]; and not overlap with any identified electron, muon or hadronic τ within $\Delta R = \sqrt{(\Delta\eta)^2 + (\Delta\phi)^2} < 0.4$. We tighten the requirement on the transverse momentum to the condition $p_T > 60$ GeV for jets reconstructed within the range $2.7 < |\eta| < 3.0$, to further reduce the effect of calorimeter noise, which is sizeable in this detector region. Jets passing these selection criteria are then categorized into central and forward jets, the former satisfying the condition $|\eta| < 2.4$ and the latter $2.4 < |\eta| < 5.0$. The presence of a high- p_T forward jet in the event is a characteristic signature of tH production in the t -channel and is used to separate the $t\bar{t}H$ from the tH process in the signal extraction stage of the analysis.

Jets reconstructed within the region $|\eta| < 2.4$ and originating from the hadronization of bottom quarks are denoted as b jets and identified by the DEEPJET algorithm [88]. The algorithm exploits observables related to the long lifetime of b hadrons as well as to the higher particle multiplicity and mass of b jets compared to light-quark and gluon jets. The properties of charged and neutral particle constituents of the jet, as well as of secondary vertices reconstructed within the jet, are used as inputs to a convolutional ANN. Two different selections on the output of the algorithm are employed in the analysis, corresponding to b jet selection efficiencies of 84 (“loose”) and 70% (“tight”). The respective mistag rates for light-quark and gluon jets (c jet) are 11 and 1.1% (50% and 15%).

The missing transverse momentum vector, denoted by the symbol \vec{p}_T^{miss} , is computed as the negative of the vector p_T sum of all particles reconstructed by the PF algorithm. The magnitude of this vector is denoted by the symbol p_T^{miss} . The analysis employs a linear discriminant, denoted by the symbol L_D , to remove backgrounds in which the reconstructed p_T^{miss} arises from resolution effects. The discriminant also reduces PU effects and is defined by the relation $L_D = 0.6p_T^{\text{miss}} + 0.4H_T^{\text{miss}}$, where the observable H_T^{miss} corresponds to the magnitude of the vector p_T sum of electrons, muons, τ_h , and jets [23]. The discriminant is constructed to

combine the higher resolution of p_T^{miss} with the robustness to PU of H_T^{miss} .

5 Event selection

The analysis targets $t\bar{t}H$ and tH production in events where the Higgs boson decays via $H \rightarrow WW$, $H \rightarrow \tau\tau$, or $H \rightarrow ZZ$, with subsequent decays $WW \rightarrow \ell^+\nu_\ell qq'$ or $\ell^+\nu_\ell \ell^-\bar{\nu}_\ell$; $\tau\tau \rightarrow \ell^+\nu_\ell \bar{\nu}_\tau \ell^-\bar{\nu}_\ell \nu_\tau$, $\ell^+\nu_\ell \bar{\nu}_\tau \tau_h \nu_\tau$, or $\tau_h \bar{\nu}_\tau \tau_h \nu_\tau$; $ZZ \rightarrow \ell^+ \ell^- qq'$ or $\ell^+ \ell^- \nu \bar{\nu}$; and the corresponding charge-conjugate decays. The decays $H \rightarrow ZZ \rightarrow \ell^+ \ell^- \ell^+ \ell^-$ are covered by the analysis published in Ref. [20]. The top quark may decay either semi-leptonically via $t \rightarrow bW^+ \rightarrow b\ell^+\nu_\ell$ or hadronically via $t \rightarrow bW^+ \rightarrow bqq'$, and analogously for the top antiquarks. The experimental signature of $t\bar{t}H$ and tH signal events consists of: multiple electrons, muons, and τ_h ; p_T^{miss} caused by the neutrinos produced in the W and Z bosons, and tau lepton decays; one (tH) or two ($t\bar{t}H$) b jets from top quark decays; and further light-quark jets, produced in the decays of either the Higgs boson or of the top quark(s).

The events considered in the analysis are selected in ten nonoverlapping channels, targeting the signatures $2\ell SS + 0\tau_h$, $3\ell + 0\tau_h$, $2\ell SS + 1\tau_h$, $1\ell + 1\tau_h$, $0\ell + 2\tau_h$, $2\ell OS + 1\tau_h$, $1\ell + 2\tau_h$, $4\ell + 0\tau_h$, $3\ell + 1\tau_h$, and $2\ell + 2\tau_h$, as stated earlier. The channels $1\ell + 1\tau_h$ and $0\ell + 2\tau_h$ specifically target events in which the Higgs boson decays via $H \rightarrow \tau\tau$ and the top quarks decay hadronically, the other channels target a mixture of $H \rightarrow WW$, $H \rightarrow \tau\tau$, and $H \rightarrow ZZ$ decays in events with either one or two semi-leptonically decaying top quarks.

Events are selected at the trigger level using a combination of single-, double-, and triple-lepton triggers, lepton+ τ_h triggers, and double- τ_h triggers. Spurious triggers are discarded by demanding that electrons, muons, and τ_h reconstructed at the trigger level match electrons, muons, and τ_h reconstructed offline. The p_T thresholds of the triggers typically vary by a few GeV during different data-taking periods, depending on the instantaneous luminosity. For example, the threshold of the single-electron trigger ranges between 25 and 35 GeV in the analyzed data set, and that of the single-muon trigger varies between 22 and 27 GeV. The double-lepton (triple-lepton) triggers reduce the p_T threshold that is applied to the lepton of highest p_T to 23 (16) GeV in case this lepton is an electron and to 17 (8) GeV in case it is a muon. The electron+ τ_h (muon+ τ_h) trigger requires the presence of an electron of $p_T > 24$ GeV (muon of $p_T > 19$ or 20 GeV) in combination with a τ_h of $p_T > 20$ or 30 GeV ($p_T > 20$ or 27 GeV), where the lower p_T thresholds were used in 2016 and the higher ones in 2017 and 2018. The threshold of the double- τ_h trigger ranges between 35 and 40 GeV and is applied to both τ_h . In order to attain these p_T thresholds, the geometric acceptance of the lepton+ τ_h and double- τ_h triggers is restricted to the range $|\eta| < 2.1$ for electrons, muons,

and τ_h . The p_T thresholds applied to electrons, muons, and τ_h in the offline event selection are chosen above the trigger thresholds.

The charge of leptons and τ_h is required to match the signature expected for the $t\bar{t}H$ and tH signals. The $0\ell + 2\tau_h$ and $1\ell + 2\tau_h$ channels target events where the Higgs boson decays to a τ lepton pair and both τ leptons decay hadronically. Consequently, the two τ_h are required to have OS charges in these channels. In events selected in the channels $4\ell + 0\tau_h$, $3\ell + 1\tau_h$, and $2\ell + 2\tau_h$, the leptons and τ_h are expected to originate from either the Higgs boson decay or from the decay of the top quark–antiquark pair and the sum of their charges is required to be zero. In the $3\ell + 0\tau_h$, $2\ell SS + 1\tau_h$, $2\ell OS + 1\tau_h$, and $1\ell + 2\tau_h$ channels the charge-sum of leptons plus τ_h is required to be either +1 or -1. No requirement on the charge of the lepton and of the τ_h is applied in the $1\ell + 1\tau_h$ channel, because studies performed with simulated samples of signal and background events indicate that the sensitivity of this channel is higher when no charge requirement is applied. The $2\ell SS + 0\tau_h$ channel targets events in which one lepton originates from the decay of the Higgs boson and the other lepton from a top quark decay. Requiring SS leptons reduces the signal yield by about half, but increases the signal-to-background ratio by a large factor by removing in particular the large background arising from $t\bar{t}$ -jets production with dileptonic decays of the top quarks. The more favorable signal-to-background ratio for events with SS, rather than OS, lepton pairs motivates the choice of analyzing the events containing two leptons and one τ_h separately, in the two channels $2\ell SS + 1\tau_h$ and $2\ell OS + 1\tau_h$.

The selection criteria on b jets are designed to maintain a high efficiency for the $t\bar{t}H$ signal: one b jet can be outside of the p_T and η acceptance of the jet selection or can fail the b tagging criteria, provided that the other b jet passes the tight b tagging criteria. This choice is motivated by the observation that the main background contributions, arising from the associated production of single top quarks or top quark pairs with W and Z bosons, photons, and jets, feature genuine b jets with a multiplicity resembling that of the $t\bar{t}H$ and tH signals.

The requirements on the overall multiplicity of jets, including b jets, take advantage of the fact that the multiplicity of jets is typically higher in signal events compared to the background. The total number of jets expected in $t\bar{t}H$ (tH) signal events with the H boson decaying into WW, ZZ, and $\tau\tau$ amounts to $N_j = 10 - 2N_\ell - 2N_\tau$ ($N_j = 7 - 2N_\ell - 2N_\tau$), where N_j , N_ℓ and N_τ denote the total number of jets, electrons or muons, and hadronic τ decays, respectively. The requirements on N_j applied in each channel permit up to two jets to be outside of the p_T and η acceptance of the jet selection. In the $2\ell SS + 0\tau_h$ channel, the requirement on N_j is relaxed further, to increase the signal efficiency in particular for the tH process.

Background contributions arising from $t\bar{t}Z$, tZ , WZ, and DY production are suppressed by vetoing events containing OS pairs of leptons of the same flavor, referred to as SFOS lepton pairs, passing the loose lepton selection criteria and having an invariant mass $m_{\ell\ell}$ within 10 GeV of the Z boson mass, $m_Z = 91.19$ GeV [8]. We refer to this selection criterion as “Z boson veto”. In the $2\ell SS + 0\tau_h$ and $2\ell SS + 1\tau_h$ channels, the Z boson veto is also applied to SS electron pairs, because the probability to mismeasure the charge of electrons is significantly higher than the corresponding probability for muons.

Background contributions arising from DY production in the $2\ell SS + 0\tau_h$, $3\ell + 0\tau_h$, $2\ell SS + 1\tau_h$, $4\ell + 0\tau_h$, $3\ell + 1\tau_h$, and $2\ell + 2\tau_h$ channels are further reduced by imposing a requirement on the linear discriminant, $L_D > 30$ GeV. The requirement on L_D is relaxed or tightened, depending on whether or not the event meets certain conditions, in order to either increase the efficiency to select $t\bar{t}H$ and tH signal events or to reject more background. In the $2\ell SS + 0\tau_h$ and $2\ell SS + 1\tau_h$ channels, the requirement on L_D is only applied to events where both reconstructed leptons are electrons, to suppress the contribution of DY production entering the selection through a mismeasurement of the electron charge. In the $3\ell + 0\tau_h$, $4\ell + 0\tau_h$, $3\ell + 1\tau_h$, and $2\ell + 2\tau_h$ channels, the distribution of N_j is steeply falling for the DY background, thus rendering the expected contribution of this background small if the event contains a high number of jets; we take advantage of this fact by applying the requirement on L_D only to events with three or fewer jets. If events with $N_j \leq 3$ contain an SFOS lepton pair, the requirement on L_D is tightened to the condition $L_D > 45$ GeV. Events considered in the $3\ell + 0\tau_h$, $4\ell + 0\tau_h$, $3\ell + 1\tau_h$, and $2\ell + 2\tau_h$ channels containing three or fewer jets and no SFOS lepton pair are required to satisfy the nominal condition $L_D > 30$ GeV.

Events containing a pair of leptons passing the loose selection criteria and having an invariant mass $m_{\ell\ell}$ of less than 12 GeV are vetoed, to remove events in which the leptons originate from quarkonium decays, cascade decays of heavy-flavor hadrons, and low-mass DY production, because such events are not well modeled by the MC simulation.

In the $3\ell + 0\tau_h$ and $4\ell + 0\tau_h$ channels, events containing four leptons passing the loose selection criteria and having an invariant mass of $m_{4\ell}$ of the four-lepton system of less than 140 GeV are vetoed, to remove $t\bar{t}H$ and tH signal events in which the Higgs boson decays via $H \rightarrow ZZ \rightarrow \ell^+\ell^-\ell^+\ell^-$, thereby avoiding overlap with the analysis published in Ref. [20].

A summary of the event selection criteria applied in the different channels is given in Tables 2, 3 and 4.

Table 2 Event selections applied in the $2\ell\text{SS} + 0\tau_h$, $2\ell\text{SS} + 1\tau_h$, $3\ell + 0\tau_h$, and $3\ell + 1\tau_h$ channels. The p_T thresholds applied to the lepton of highest, second-highest, and third-highest p_T are separated by slashes. The symbol “–” indicates that no requirement is applied

Selection step	$2\ell\text{SS} + 0\tau_h$	$2\ell\text{SS} + 1\tau_h$
Targeted $t\bar{t}H$ decay	$t \rightarrow b\ell\nu, t \rightarrow bqq'$ with $H \rightarrow WW \rightarrow \ell\nu qq'$	$t \rightarrow b\ell\nu, t \rightarrow bqq'$ with $H \rightarrow \tau\tau \rightarrow \ell\nu\nu\tau_h\nu$
Targeted tH decays	$t \rightarrow b\ell\nu,$ $H \rightarrow WW \rightarrow \ell\nu qq'$	$t \rightarrow b\ell\nu,$ $H \rightarrow \tau\tau \rightarrow \ell\tau_h + \nu's$
Trigger	Single- and double-lepton triggers	Single- and double-lepton triggers
Lepton p_T	$p_T > 25 / 15 \text{ GeV}$	$p_T > 25 / 15 \text{ GeV (e) or } 10 \text{ GeV (\mu)}$
Lepton η	$ \eta < 2.5 \text{ (e) or } 2.4 \text{ (\mu)}$	$ \eta < 2.5 \text{ (e) or } 2.4 \text{ (\mu)}$
$\tau_h p_T$	–	$p_T > 20 \text{ GeV}$
$\tau_h \eta$	–	$ \eta < 2.3$
τ_h identification	–	Very loose
Charge requirements	2 SS leptons and charge quality requirements	2 SS leptons and charge quality requirements $\sum_{\ell, \tau_h} q = \pm 1$
Multiplicity of central jets	≥ 3 jets	≥ 3 jets
b tagging requirements	≥ 1 tight b-tagged jet or ≥ 2 loose b-tagged jets	≥ 1 tight b-tagged jet or ≥ 2 loose b-tagged jets
Missing transverse momentum	$L_D > 30 \text{ GeV}^\dagger$	$L_D > 30 \text{ GeV}^\dagger$
Dilepton invariant mass	$ m_{\ell\ell} - m_Z > 10 \text{ GeV}^\ddagger$ and $m_{\ell\ell} > 12 \text{ GeV}$	
Selection step	$3\ell + 0\tau_h$	$3\ell + 1\tau_h$
Targeted $t\bar{t}H$ decays	$t \rightarrow b\ell\nu, t \rightarrow b\ell\nu$ with $H \rightarrow WW \rightarrow \ell\nu qq'$ $t \rightarrow b\ell\nu, t \rightarrow bqq'$ with $H \rightarrow WW \rightarrow \ell\nu\ell\nu$ $t \rightarrow b\ell\nu, t \rightarrow bqq'$ with $H \rightarrow ZZ \rightarrow \ell\ell qq'$ or $\ell\ell\nu\nu$	$t \rightarrow b\ell\nu, t \rightarrow b\ell\nu$ with $H \rightarrow \tau\tau \rightarrow \ell\nu\nu\tau_h\nu$
Targeted tH decays	$t \rightarrow b\ell\nu, H \rightarrow WW \rightarrow \ell\nu\ell\nu$	–
Trigger	Single-, double- and triple-lepton triggers	Single-, double- and triple-lepton triggers
Lepton p_T	$p_T > 25 / 15 / 10 \text{ GeV}$	$p_T > 25 / 15 / 10 \text{ GeV}$
Lepton η	$ \eta < 2.5 \text{ (e) or } 2.4 \text{ (\mu)}$	$ \eta < 2.5 \text{ (e) or } 2.4 \text{ (\mu)}$
$\tau_h p_T$	–	$p_T > 20 \text{ GeV}$
$\tau_h \eta$	–	$ \eta < 2.3$
τ_h identification	–	Very loose
Charge requirements	$\sum_{\ell} q = \pm 1$	$\sum_{\ell, \tau_h} q = 0$
Multiplicity of central jets	≥ 2 jets	≥ 2 jets
b tagging requirements	≥ 1 tight b-tagged jet or ≥ 2 loose b-tagged jets	≥ 1 tight b-tagged jet or ≥ 2 loose b-tagged jets
Missing transverse momentum	$L_D > 0/30/45 \text{ GeV}^\ddagger$	$L_D > 0/30/45 \text{ GeV}^\ddagger$
Dilepton invariant mass	$m_{\ell\ell} > 12 \text{ GeV}$ and $ m_{\ell\ell} - m_Z > 10 \text{ GeV}^\S$	$m_{\ell\ell} > 12 \text{ GeV}$ and $ m_{\ell\ell} - m_Z > 10 \text{ GeV}^\S$
Four-lepton invariant mass	$m_{4\ell} > 140 \text{ GeV}^\P$	–

[†] A complete description of this requirement can be found in the main text[‡] Applied to all SFOS lepton pairs and to pairs of electrons of SS charge[§] Applied to all SFOS lepton pairs[¶] If the event contains two SFOS pairs of leptons that pass the loose lepton selection criteria

Table 3 Event selections applied in the $0\ell + 2\tau_h$, $1\ell + 1\tau_h$, $1\ell + 2\tau_h$, and $2\ell + 2\tau_h$ channels. The p_T thresholds applied to the lepton and to the τ_h of highest and second-highest p_T are separated by slashes. The symbol “–” indicates that no requirement is applied

Selection step	$0\ell + 2\tau_h$	$1\ell + 1\tau_h$
Targeted $t\bar{t}H$ decays	$t \rightarrow bqq'$, $t \rightarrow bqq'$ with $H \rightarrow \tau\tau \rightarrow \tau_h\nu\tau_h\nu$	$t \rightarrow bqq'$, $t \rightarrow bqq'$ with $H \rightarrow \tau\tau \rightarrow \ell\nu\nu\tau_h\nu$
Trigger	Double- τ_h trigger	Single-lepton and lepton+ τ_h triggers
Lepton p_T	–	$p_T > 30$ (e) or 25 GeV (μ)
Lepton η	–	$ \eta < 2.1$
τ_h p_T	$p_T > 40$ GeV	$p_T > 30$ GeV
τ_h η	$ \eta < 2.1$	$ \eta < 2.1$
τ_h identification	Loose	Medium
Charge requirements	$\sum_{\tau_h} q = 0$	$\sum_{\ell, \tau_h} q = 0$
Multiplicity of central jets	≥ 4 jets	≥ 4 jets
b tagging requirements	≥ 1 tight b-tagged jet or ≥ 2 loose b-tagged jets	≥ 1 tight b-tagged jet or ≥ 2 loose b-tagged jets
Dilepton invariant mass	$m_{\ell\ell} > 12$ GeV	$m_{\ell\ell} > 12$ GeV
Selection step	$1\ell + 2\tau_h$	$2\ell + 2\tau_h$
Targeted $t\bar{t}H$ decays	$t \rightarrow b\ell\nu$, $t \rightarrow bqq'$ with $H \rightarrow \tau^+\tau^- \rightarrow \tau_h\nu\tau_h\nu$	$t \rightarrow b\ell\nu$, $t \rightarrow b\ell\nu$ with $H \rightarrow \tau^+\tau^- \rightarrow \tau_h\nu\tau_h\nu$
Trigger	Single-lepton and lepton+ τ_h triggers	Single- and double-lepton triggers
Lepton p_T	$p_T > 30$ (e) or 25 GeV (μ)	$p_T > 25 / 10$ (15) GeV (e)
Lepton η	$ \eta < 2.1$	$ \eta < 2.5$ (e) or 2.4 (μ)
τ_h p_T	$p_T > 30 / 20$ GeV	$p_T > 20$ GeV
τ_h η	$ \eta < 2.1$	$ \eta < 2.3$
τ_h identification	medium	medium
Charge requirements	$\sum_{\ell, \tau_h} q = \pm 1$	$\sum_{\ell, \tau_h} q = 0$
Multiplicity of central jets	≥ 3 jets	≥ 2 jets
b tagging requirements	≥ 1 tight b-tagged jet or ≥ 2 loose b-tagged jets	≥ 1 tight b-tagged jet or ≥ 2 loose b-tagged jets
Missing transverse momentum	–	$L_D > 0 / 30 / 45$ GeV [†]
Dilepton invariant mass	$m_{\ell\ell} > 12$ GeV	$m_{\ell\ell} > 12$ GeV

[†] A complete description of this requirement can be found in the main text

6 Event classification, signal extraction, and analysis strategy

Contributions from background processes that pass the event selection criteria detailed in Sect. 5, significantly exceed the expected $t\bar{t}H$ and tH signal rates. The ratio of expected signal to background yields is particularly unfavorable in channels with a low multiplicity of leptons and τ_h , notwithstanding that these channels also provide the highest acceptance for the $t\bar{t}H$ and tH signals. In order to separate the $t\bar{t}H$ and tH signals from the background contributions, we employ a maximum-likelihood (ML) fit to the distributions of a number of discriminating observables. The choice of these observables is based on studies, performed with simulated samples of signal and background events, that aim at maximizing the expected sensitivity of the analysis. Compared to the alternative of reducing the background by applying more stringent

event selection criteria, the chosen strategy has the advantage of retaining events reconstructed in kinematic regions of low signal-to-background ratio for analysis. Even though these events enter the ML fit with a lower “weight” compared to the signal events reconstructed in kinematic regions where the signal-to-background ratio is high, the retained events increase the overall sensitivity of the statistical analysis, firstly by increasing the overall $t\bar{t}H$ and tH signal yield and secondly by simultaneously constraining the background contributions. The likelihood function used in the ML fit is described in Sect. 9. The diagram displayed in Fig. 3 describes the classification employed in each of the categories, which defines the regions that are fitted in the signal extraction fit.

The chosen discriminating observables are the outputs of machine-learning algorithms that are trained using simulated samples of $t\bar{t}H$ and tH signal events as well as $t\bar{t}W$, $t\bar{t}Z$,

Table 4 Event selections applied in the $2\ell OS + 1\tau_h$ and $4\ell + 0\tau_h$ channels. The symbol “–” indicates that no requirement is applied

Selection step	$2\ell OS + 1\tau_h$	$4\ell + 0\tau_h$
Targeted $t\bar{t}H$ decays	$t \rightarrow b\ell\nu, t \rightarrow bq q'$ with $H \rightarrow \tau^+\tau^- \rightarrow \ell\nu\nu\tau_h\nu$	$t \rightarrow b\ell\nu, t \rightarrow b\ell\nu$ with $H \rightarrow WW \rightarrow \ell\nu\ell\nu$ $t \rightarrow b\ell\nu, t \rightarrow b\ell\nu$ with $H \rightarrow ZZ \rightarrow \ell\ell qq'$ or $\ell\ell\nu\nu$
Trigger	Single- and double-lepton triggers	Single-, double- and triple-lepton triggers
Lepton p_T	$p_T > 25 / 15 \text{ GeV (e) or } 10 \text{ GeV } (\mu)$	$p_T > 25 / 15 / 15 / 10 \text{ GeV}$
Lepton η	$ \eta < 2.5 \text{ (e) or } 2.4 \text{ } (\mu)$	$ \eta < 2.5 \text{ (e) or } 2.4 \text{ } (\mu)$
$\tau_h p_T$	$p_T > 20 \text{ GeV}$	–
$\tau_h \eta$	$ \eta < 2.3$	–
τ_h identification	Tight	–
Charge requirements	$\sum_{\ell} q = 0$ and $\sum_{\ell, \tau_h} q = \pm 1$	$\sum_{\ell} q = 0$
Multiplicity of central jets	≥ 3 jets	≥ 2 jets
b tagging requirements	≥ 1 tight b-tagged jet or ≥ 2 loose b-tagged jets	≥ 1 tight b-tagged jet or ≥ 2 loose b-tagged jets
Missing transverse momentum	$L_D > 30 \text{ GeV}^\dagger$	$L_D > 0 / 30 / 45 \text{ GeV}^\ddagger$
Dilepton invariant mass	$m_{\ell\ell} > 12 \text{ GeV}$	$ m_{\ell\ell} - m_Z > 10 \text{ GeV}^\S$ and $m_{\ell\ell} > 12 \text{ GeV}$
Four-lepton invariant mass	–	$m_{4\ell} > 140 \text{ GeV}^\parallel$

[†] Only applied to events containing two electrons

[‡] A complete description of this requirement can be found in the main text

[§] Applied to all SFOS lepton pairs

^{||} If the event contains two SFOS pairs of leptons passing the loose lepton selection criteria

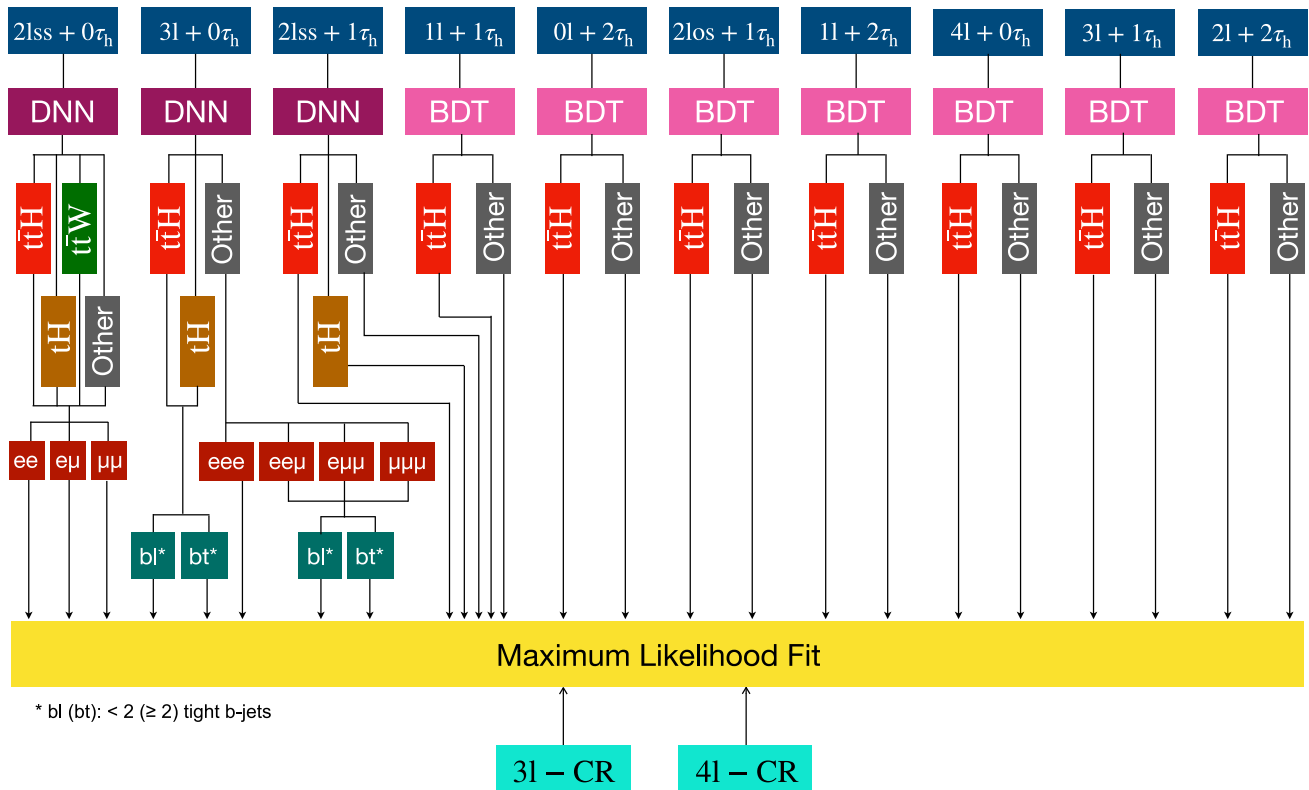


Fig. 3 Diagram showing the categorization strategy used for the signal extraction, making use of MVA-based algorithms and topological variables. In addition to the ten channels, the ML fit receives input from two control regions (CRs) defined in Sect. 7.3

$t\bar{t}$ -jets, and diboson background samples. For the purpose of separating the $t\bar{t}H$ and tH signals from backgrounds, the $2\ell SS + 0\tau_h$, $3\ell + 0\tau_h$, and $2\ell SS + 1\tau_h$ channels employ ANNs, which allows to discriminate among the two signals and background simultaneously, while the other channels use BDTs.

The observables used as input to the ANNs and BDTs are outlined in Table 5. These are chosen to maximize the discrimination power of the discriminators, with the objective of maximizing the expected sensitivity of the analysis. The optimization is performed separately for each of the ten analysis channels. Typical observables used are: the number of leptons, τ_h , and jets that are reconstructed in the event, where electrons and muons, as well as forward jets, central jets, and jets passing the loose and the tight b tagging criteria are counted separately; the 3-momentum of leptons, τ_h , and jets; the magnitude of the missing transverse momentum, quantified by the linear discriminant L_D ; the angular separation between leptons, τ_h , and jets; the average ΔR separation between pairs of jets; the sum of charges for different combinations of leptons and τ_h ; observables related to the reconstruction of specific top quark and Higgs boson decay modes; as well as a few other observables that provide discrimination between the $t\bar{t}H$ and tH signals. A boolean variable that indicates whether the event has an SFOS lepton pair passing looser isolation criteria is included in regions with at least three leptons in the final state.

Input variables are included related to the reconstruction of specific top quark and Higgs boson decay modes comprise the transverse mass of a given lepton, $m_T = \sqrt{2p_T^\ell p_T^{\text{miss}} (1 - \cos \Delta\phi)}$, where $\Delta\phi$ refers to the angle in the transverse plane between the lepton momentum and the \vec{p}_T^{miss} vector; the invariant masses of different combinations of leptons and τ_h ; and the invariant mass of the pair of jets with the highest and second-highest values of the b tagging discriminant. These observables are complemented by the outputs of MVA-based algorithms, documented in Ref. [23], that reconstruct hadronic top quark decays and identify the jets originating from $H \rightarrow WW \rightarrow \ell^+ \nu_\ell q \bar{q}'$ decays.

In the $0\ell + 2\tau_h$ channel, we use as additional inputs the invariant mass of the τ lepton pair, which is expected to be close to the Higgs boson mass in signal events and is reconstructed using the algorithm documented in Ref. [89] (SVFit), in conjunction with the decay angle, denoted by $\cos \theta^*$, of the two tau leptons in the Higgs boson rest frame.

In the $2\ell SS + 0\tau_h$, $3\ell + 0\tau_h$, and $2\ell SS + 1\tau_h$ channels, the p_T and η of the forward jet of highest p_T , as well as the distance $\Delta\eta$ of this jet to the jet nearest in pseudorapidity, are used as additional inputs to the ANN, in order to improve the separation of the tH from the $t\bar{t}H$ signal. The presence of such a jet is a characteristic signature of tH production in the t -channel. The forward jet in such tH signal events is

expected to be separated from other jets in the event by a pseudorapidity gap, since there is no color flow at tree level between this jet and the jets originating from the top quark and Higgs boson decays.

The number of simulated signal and background events that pass the event selection criteria described in Sect. 5 and are available for training the BDTs and ANNs typically amount to a few thousand. In order to increase the number of events in the training samples, in particular for the channels with a high multiplicity of leptons and τ_h where the amount of available events is most limited, we relax the identification criteria for electrons, muons, and hadronically decaying tau leptons. The resulting increase in the ratio of misidentified to genuine leptons and τ_h is corrected. We have checked that the distributions of the observables used for the BDT and ANN training are compatible, within statistical uncertainties, between events selected with relaxed and with nominal lepton and τ_h selection criteria, provided that these corrections are applied.

The ANNs used in the $2\ell SS + 0\tau_h$, $3\ell + 0\tau_h$, and $2\ell SS + 1\tau_h$ channels are of the multiclass type. Such ANNs have multiple output nodes that, besides discriminating the $t\bar{t}H$ and tH signals from backgrounds, accomplish both the separation of the tH from the $t\bar{t}H$ signal and the distinction between individual types of backgrounds. In the $2\ell SS + 0\tau_h$ channel, we use four output nodes, to distinguish between $t\bar{t}H$ signal, tH signal, $t\bar{t}W$ background, and other backgrounds. No attempt is made to distinguish between individual types of backgrounds in the $3\ell + 0\tau_h$ and $2\ell SS + 1\tau_h$ channels, which therefore use three output nodes. The ANNs in the $2\ell SS + 0\tau_h$, $3\ell + 0\tau_h$, and $2\ell SS + 1\tau_h$ channels implement 16, 5 and 3 hidden layers, respectively, each one of them containing 8 to 32 neurons. The softmax [90] function is chosen as an activation function for all output nodes, permitting the interpretation of their activation values as probability for a given event to be either $t\bar{t}H$ signal, tH signal, $t\bar{t}W$ background, or other background ($t\bar{t}H$ signal, tH signal, or background) in the $2\ell SS + 0\tau_h$ channel (in the $3\ell + 0\tau_h$ and $2\ell SS + 1\tau_h$ channels). The events selected in the $2\ell SS + 0\tau_h$ channel ($3\ell + 0\tau_h$ and $2\ell SS + 1\tau_h$ channels) are classified into four (three) categories, corresponding to the $t\bar{t}H$ signal, tH signal, $t\bar{t}W$ background, or other background ($t\bar{t}H$ signal, tH signal, or background), according to the output node that has the highest such probability value. We refer to these categories as ANN output node categories. The four (three) distributions of the probability values of the output nodes in the $2\ell SS + 0\tau_h$ channel (in the $3\ell + 0\tau_h$ and $2\ell SS + 1\tau_h$ channels) are used as input to the ML fit. Events are prevented from entering more than one of these distributions by assigning each event only to the distribution corresponding to the output node that has the highest activation value. The rectified linear activation function [91] is used for the hidden layers. The training is performed using the TENSORFLOW

Table 5 Input variables to the multivariate discriminants in each of the ten analysis channels. The symbol “–” indicates that the variable is not used. For all objects, the three-momentum is constituted by the p_T , η , and ϕ components of the object momentum

	$2\ell SS + 0\tau_h$	$2\ell SS + 1\tau_h$	$3\ell + 0\tau_h$	$1\ell + 1\tau_h$	$0\ell + 2\tau_h$	$2\ell OS + 1\tau_h$	$1\ell + 2\tau_h$	$4\ell + 0\tau_h$	$3\ell + 1\tau_h$	$2\ell + 2\tau_h$
Electron multiplicity	✓	✓	✓	–	–	–	–	–	–	–
Three-momenta of leptons and/or τ_h s	✓	✓	✓	✓	✓	✓	✓	–	✓	✓
p_T of leptons and/or τ_h s	–	–	–	–	–	–	✓	–	–	–
Transverse mass of leptons and/or τ_h s	✓	✓	–	✓	✓	✓	✓	–	–	–
Invariant mass of leptons and/or τ_h s	✓	–	–	✓	✓	✓	✓	✓	✓	✓
SVFit mass of leptons and/or τ_h s	–	–	–	✓	✓	–	–	–	–	–
ΔR between leptons and/or τ_h s	✓	✓	✓	✓	✓	✓	✓	–	–	✓
$\cos\theta^*$ of leptons and τ_h s	–	–	–	✓	✓	–	✓	–	–	✓
Charge of leptons and/or τ_h s	✓	✓	✓	✓	–	–	–	–	–	–
Has SFOS lepton pairs	–	–	✓	–	–	–	–	✓	✓	–
Jet multiplicity	✓	✓	✓	–	–	–	–	–	–	–
Jets three-momenta	✓	✓	✓	–	–	–	–	–	–	–
Average ΔR between jets	✓	✓	✓	✓	✓	✓	✓	–	–	✓
Forward jet multiplicity	✓	✓	✓	–	–	–	–	–	–	–
Leading forward jet three-momenta	✓	✓	✓	–	–	–	–	–	–	–
Minimum $ \Delta\eta $ between leading forward jet and jets	–	✓	✓	–	–	–	–	–	–	–
b jet multiplicity	✓	✓	✓	–	–	–	–	–	–	–
Invariant mass of b jets	✓	✓	✓	✓	✓	✓	✓	–	–	✓
Linear discriminant L_D	✓	✓	✓	✓	✓	✓	✓	✓	✓	✓
Hadronic top quark tagger	✓	✓	✓	✓	✓	✓	✓	–	–	–
Hadronic top p_T	–	✓	✓	–	–	✓	✓	–	–	–
Higgs boson jet tagger	✓	–	–	–	–	–	–	–	–	–
Number of variables	36	41	37	16	15	18	17	7	9	9

[92] package with the KERAS [93] interface. The objective of the training is to minimize the cross-entropy loss function [94]. Batch gradient descent is used to update the weights of the ANN during the training. Overtraining is minimized by using Tikhonov regularization [95] and dropout [96].

The sensitivity of the $2\ell SS + 0\tau_h$ and $3\ell + 0\tau_h$ channels, which are the channels with the largest event yields out of the three using multiclass ANN, is further improved by analyzing selected events in subcategories based on the flavor (electron or muon) of the leptons and on the number of jets passing the tight b tagging criteria. The motivation for distinguishing events by lepton flavor is that the rate for misidentifying nonprompt leptons as prompt ones and, in the $2\ell SS + 0\tau_h$ channel, also the probability for mismeasuring the lepton charge is significantly higher for electrons compared to muons. Distinguishing events by the multiplicity of b jets improves in particular the separation of the $t\bar{t}H$ signal from the $t\bar{t}$ +jets background. This occurs because if a nonprompt lepton produced in the decay of a b hadron gets misidentified as a prompt lepton, the remaining particles

resulting from the hadronization of the bottom quark are less likely to pass the b jet identification criteria, thereby reducing the number of b jets in such $t\bar{t}$ +jets background events. The distribution of the multiplicity of b jets in $t\bar{t}$ +jets background events in which a nonprompt lepton is misidentified as prompt lepton (“nonprompt”) and in $t\bar{t}$ +jets background events in which this is not the case (“prompt”) is shown in Fig. 4. The figure also shows the distributions of p_T and η of bottom quarks produced in top quark decays in $t\bar{t}H$ signal events compared to in $t\bar{t}$ +jets background events. The $t\bar{t}H$ signal features more bottom quarks of high p_T , whereas the distribution of η is similar for the $t\bar{t}H$ signal and for the $t\bar{t}$ +jets background.

The number of subcategories is optimized for each of the four (three) ANN output categories of the $2\ell SS + 0\tau_h$ ($3\ell + 0\tau_h$) channel individually. In the $2\ell SS + 0\tau_h$ channel, each of the 4 ANN output node categories is subdivided into three subcategories, based on the flavor of the two leptons (ee , $e\mu$, $\mu\mu$). In the $3\ell + 0\tau_h$ channel, the ANN output node categories corresponding to the $t\bar{t}H$ signal and to the tH signal are

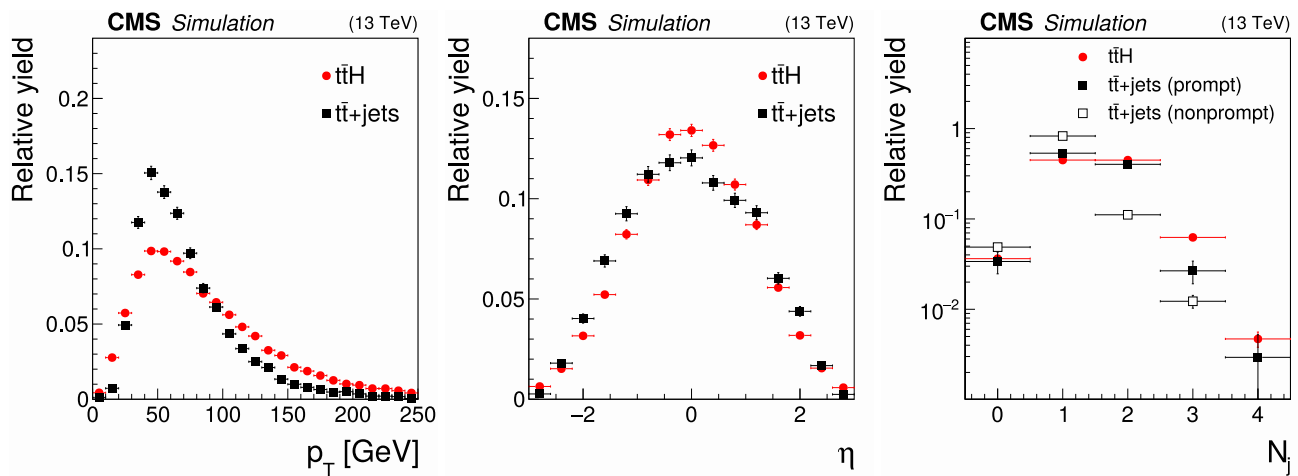


Fig. 4 Transverse momentum (left) and pseudorapidity (middle) distributions of bottom quarks produced in top quark decays in $t\bar{t}H$ signal events compared to $t\bar{t}+jets$ background events, and multiplicity of jets passing tight b jet identification criteria (right). The latter distribution is

shown separately for $t\bar{t}+jets$ background events in which a nonprompt lepton is misidentified as a prompt lepton and for those background events in which all reconstructed leptons are prompt leptons. The events are selected in the $2\ell SS + 0\tau_h$ channel

subdivided into two subcategories, based on the multiplicity of jets passing tight b tagging criteria (bl: <2 tight b-tagged jets, bt: ≥ 2 tight b-tagged jets), while the output node category corresponding to the backgrounds is subdivided into seven subcategories, based on the flavor of the three leptons and on the multiplicity of jets passing tight b tagging criteria (eee; $e\mu$ bl, $e\mu$ bt; $e\mu\mu$ bl, $e\mu\mu$ bt; $\mu\mu\mu$ bl, $\mu\mu\mu$ bt), where bl (bt) again corresponds to the condition of <2 (≥ 2) tight b-tagged jets. The eee subcategory is not further subdivided by the number of b-tagged jets, because of the lower number of events containing three electrons compared to events in other categories. The aforementioned event categories are constructed based on the output of the BDTs and ANNs with the goal of enhancing the analysis sensitivity, while keeping a sufficiently high rate of background events for a precise estimation.

The BDTs used in the $1\ell + 1\tau_h$, $0\ell + 2\tau_h$, $2\ell OS + 1\tau_h$, $1\ell + 2\tau_h$, $4\ell + 0\tau_h$, $3\ell + 1\tau_h$, and $2\ell + 2\tau_h$ channels address the binary classification problem of separating the sum of $t\bar{t}H$ and tH signals from the aggregate of all backgrounds. The training is performed using the SCIKIT-LEARN [34] package with the XGBOOST [33] algorithm. The training parameters are chosen to maximize the integral, or area-under-the-curve, of the receiver-operating-characteristic curve of the BDT output.

7 Background estimation

The dominant background in most channels comes from the production of top quarks in association with W and Z bosons. We collectively refer to the sum of $t\bar{t}W$ and $t\bar{t}WW$ back-

grounds using the notation $t\bar{t}W(W)$. In $t\bar{t}W(W)$ and $t\bar{t}Z$ background events selected in the signal regions (SRs), reconstructed leptons typically originate from genuine prompt leptons or reconstructed b jets arising from the hadronization of bottom quarks, whereas reconstructed τ_h are a mixture of genuine hadronic τ decays and misidentified quark or gluon jets. Background events from $t\bar{t}Z$ production may pass the Z boson veto applied in the $2\ell SS + 0\tau_h$, $3\ell + 0\tau_h$, $2\ell SS + 1\tau_h$, $2\ell OS + 1\tau_h$, $4\ell + 0\tau_h$, and $3\ell + 1\tau_h$ channels in the case that the Z boson either decays to leptons and one of the leptons fails to get selected, or the Z boson decays to τ leptons and the τ leptons subsequently decay to electrons or muons. In the latter case, the invariant mass $m_{\ell\ell}$ of the lepton pair is shifted to lower values because of the neutrinos produced in the τ decays. Additional background contributions arise from off-shell $t\bar{t}\gamma^*$ and $t\gamma^*$ production: we include them in the $t\bar{t}Z$ background. The $t\bar{t}+jets$ production cross section is about three orders of magnitude larger than the cross section for associated production of top quarks with W and Z bosons, but in most channels the $t\bar{t}+jets$ background is strongly reduced by the lepton and τ_h identification criteria. Except for the channels $1\ell + 1\tau_h$ and $0\ell + 2\tau_h$, the $t\bar{t}+jets$ background contributes solely in the cases that a nonprompt lepton (or a jet) is misidentified as a prompt lepton, a quark or gluon jet is misidentified as τ_h , or the charge of a genuine prompt lepton is mismeasured. Photon conversions are a relevant background in the event categories with one or more reconstructed electrons in the $2\ell SS + 0\tau_h$ and $3\ell + 0\tau_h$ channels. The production of WZ and ZZ pairs in events with two or more jets constitutes another relevant background in most channels. In the $1\ell + 1\tau_h$ and $0\ell + 2\tau_h$ channels, an

additional background arises from DY production of τ lepton pairs.

We categorize the contributions of background processes into reducible and irreducible ones. A background is considered irreducible if all reconstructed electrons and muons are genuine prompt leptons and all reconstructed τ_h are genuine hadronic τ decays; in the $2\ell SS + 0\tau_h$ and $2\ell SS + 1\tau_h$ channels, we further require that the measured charge of reconstructed electrons and muons matches their true charge. The irreducible background contributions are modeled using simulated events fulfilling the above criteria to avoid double-counting of all the other background contributions, which are considered to be reducible and are mostly determined from data.

Throughout the analysis, we distinguish three sources of reducible background contributions: misidentified leptons and τ_h (“misidentified leptons”), asymmetric conversions of a photon into electrons (“conversions”), and mismeasurement of the lepton charge (“flips”).

The background from misidentified leptons and τ_h refers to events in which at least one reconstructed electron or muon is caused by the misidentification of a nonprompt lepton or hadron, or at least one reconstructed τ_h arises from the misidentification of a quark or gluon jet. The main contribution to this background stems from $t\bar{t}$ +jets production, reflecting the large cross section for this background process.

The conversions background consists of events in which one or more reconstructed electrons are due to the conversion of a photon. The conversions background is typically caused by $t\bar{t}\gamma$ events in which one electron or positron produced in the photon conversion carries most of the energy of the converted photon, whereas the other electron or positron is of low energy and fails to get reconstructed. We refer to such photon conversions as asymmetric conversions.

The flips background is specific to the $2\ell SS + 0\tau_h$ and $2\ell SS + 1\tau_h$ channels and consists in events where the charge of a reconstructed lepton is mismeasured. The main contribution to the flips background stems from $t\bar{t}$ +jets events in which both top quarks decay semi-leptonically. In case of the $2\ell SS + 1\tau_h$ channel, a quark or gluon jet is additionally misidentified as τ_h . The mismeasurement of the electron charge typically results from the emission of a hard bremsstrahlung photon, followed by an asymmetric conversion of this photon. The reconstructed electron is typically the electron or positron that carries most of the energy of the converted photon, resulting in an equal probability for the reconstructed electron to have either the same or opposite charge compared to the charge of the electron or positron that emitted the bremsstrahlung photon [77]. The probability of mismeasuring the charge of muons is negligible in this analysis.

The three types of reducible background are made mutually exclusive by giving preference to the misidentified lep-

tons type over the flips and conversions types and by giving preference to the flips type over the conversions type when an event qualifies for more than one type of reducible background. The misidentified leptons and flips backgrounds are determined from data, whereas the conversions background is modeled using the MC simulation. The procedures for estimating the misidentified leptons and flips backgrounds are described in Sects. 7.1 and 7.2, respectively. We performed dedicated studies in the data to ascertain that photon conversions are adequately modeled by the MC simulation similar to the ones performed in Ref. [97]. To avoid potential double-counting of the background estimates obtained from data with background contributions modeled using the MC simulation, we match reconstructed electrons, muons, and τ_h to their generator-level equivalents and veto simulated signal and background events selected in the SR that qualify as misidentified leptons or flips backgrounds.

Concerning the irreducible backgrounds, we refer to the aggregate of background contributions other than those arising from $t\bar{t}W(W)$, $t\bar{t}Z$, $t\bar{t}$ +jets, DY, and diboson backgrounds, or from SM Higgs boson production via the processes ggH , qqH , WH , ZH , $t\bar{t}WH$, and $t\bar{t}ZH$ as “rare” backgrounds. The rare backgrounds typically yield a minor background contribution to each of the ten analysis channels and include such processes as tW and tZ production, the production of SSW boson pairs, triboson, and $t\bar{t}t\bar{t}$ production.

We validate the modeling of the $t\bar{t}W(W)$, $t\bar{t}Z$, WZ , and ZZ backgrounds in dedicated control regions (CRs) whose definitions are detailed in Sect. 7.3.

7.1 Estimation of the “misidentified leptons” background

The background from misidentified leptons and τ_h is estimated using the misidentification probability (MP) method [23]. The method is based on selecting a sample of events satisfying all selection criteria of the SR, detailed in Sect. 5, except that the electrons, muons, and τ_h used to construct the signal regions are required to pass relaxed selections instead of the nominal ones. We refer to this sample of events as the application region (AR) of the MP method. Events in which all leptons and τ_h satisfy the nominal selections are vetoed, to avoid overlap with the SR.

An estimate of the background from misidentified leptons and τ_h in the SR is obtained by applying suitably chosen weights to the events selected in the AR. The weights, denoted by the symbol w , are given by the expression:

$$w = (-1)^{n+1} \prod_{i=1}^n \frac{f_i}{1 - f_i} \quad (1)$$

where the product extends over all electrons, muons, and τ_h that pass the relaxed, but fail the nominal selection criteria,

and n refers to the total number of such leptons and τ_h . The symbol f_i denotes the probability for an electron, muon, or τ_h passing the relaxed selection to also satisfy the nominal one. The contributions of irreducible backgrounds to the AR are subtracted based on the MC expectation of such contributions. The $t\bar{t}H$ and tH signal yields in the AR are found to be negligible.

The probabilities f_i for leptons are measured in multijet events, separately for electrons and muons, and are binned in p_T and η of the lepton candidate. The measurement is based on selecting events containing exactly one electron or muon that passes the relaxed selection and at least one jet separated from the lepton by $\Delta R > 0.7$. Selected events are then subdivided into “pass” and “fail” samples, depending on whether the lepton candidate passes the nominal selection or not. The fail sample is dominated by the contribution of multijet events. The contributions of other processes, predominantly arising from W +jets, DY , diboson, and $t\bar{t}$ +jets production, are subtracted based on MC estimates of these contributions. The number of multijet events in the pass sample is obtained by an ML fit to the distribution of the observable:

$$m_T^{\text{fix}} = \sqrt{2 p_T^{\text{fix}} p_T^{\text{miss}} (1 - \cos \Delta\phi)}, \quad (2)$$

where p_T^{fix} is a constant value set to 35 GeV, and the symbol $\Delta\phi$ refers to the angle in the transverse plane between the lepton momentum and the \vec{p}_T^{miss} vector. p_T^{fix} is used instead of the lepton p_T to reduce the correlation between m_T^{fix} and the lepton p_T . The ML fit is similar to the one used in the measurement of the $t\bar{t}H$ and tH signal rates, described in Sect. 9. The distribution of W +jets, DY , diboson, $t\bar{t}$ +jets, and rare backgrounds in the observable m_T^{fix} is modeled using the MC simulation, whereas the distribution of multijet events in the pass sample is obtained from data in the fail region, from which the W +jets, DY , diboson, and $t\bar{t}$ +jets contributions are subtracted based on their MC estimate. The observable m_T^{fix} exploits the fact that the p_T^{miss} reconstructed in multijet events is mainly caused by resolution effects and is typically small, resulting in a falling distribution of m_T^{fix} , whereas W +jets and $t\bar{t}$ +jets events exhibit a broad maximum around $m_W \approx 80$ GeV. Compared to the usual transverse mass, the observable m_T^{fix} has the advantage of not depending on the p_T of the lepton, and is therefore better suited for the purpose of measuring the probabilities f_i in bins of lepton p_T . For illustration, the distributions of m_T^{fix} in the pass and fail samples are shown in Fig. 5 for events containing an electron of $25 < p_T < 35$ GeV in the ECAL barrel. The contributions from W +jets, DY , and diboson production are assumed to scale by a common factor with respect to their MC expectation in the fit; we refer to their sum as “electroweak” (EWK) background. Finally, denoting the number of multijet events

in the pass and fail samples by the symbols N_{pass} and N_{fail} , the probabilities f_i are given by $f_i = N_{\text{pass}} / (N_{\text{pass}} + N_{\text{fail}})$.

The f_i for τ_h are determined as a function of p_T and η of the τ_h candidate in a region enriched in $t\bar{t}$ +jets events containing a reconstructed opposite-sign electron-muon pair and at least two loose b -tagged jets in addition to the τ_h candidate. Contributions of genuine τ_h are modeled using the MC simulation and subtracted.

The event samples used to measure the f_i are referred to as measurement regions (MRs) of the MP method. Potential biases in the estimate of the background from misidentified leptons and τ_h , arising from differences between AR and MR in the p_T spectrum of the lepton and τ_h candidates and in the mixture of nonprompt leptons and hadrons that are misidentified as prompt leptons, are mitigated as detailed in Ref. [80]. A closure test performed using simulated $t\bar{t}$ +jets and multijet events reveals a residual difference between the probabilities f_i for electrons in $t\bar{t}$ +jets and those in multijet events. The test is illustrated in Fig. 6, which compares the distributions of p_T of nonprompt electrons in simulated $t\bar{t}$ +jets events for three cases: nonprompt electrons passing the nominal selection criteria (“nominal”); nonprompt electrons passing the relaxed, but failing the nominal selection criteria, weighted by probabilities f_i determined in simulated $t\bar{t}$ +jets events (“relaxed, f_i from $t\bar{t}$ +jets”); and nonprompt electrons passing the relaxed, but failing the nominal selection criteria, weighted by probabilities f_i determined in simulated multijet events (“relaxed, f_i from multijet”). The electron and muon p_T distributions obtained in the first and second cases are in agreement, demonstrating the performance of the MP method. The ratio of the distributions obtained in the second and third cases is fitted by a linear function in p_T of the lepton and is applied as a multiplicative correction to the f_i measured in data, that accounts for the different flavor composition of jets between AR and MR. For the lepton and τ_h selections used in this analysis, the probabilities f_i range from 0.04 to 0.13, 0.02 to 0.20, and 0.10 to 0.50 for electrons, muons, and τ_h , respectively.

The probabilities f_i for electrons and muons obtained as described above are validated in a CR dominated by semileptonic $t\bar{t}$ +jets events. The events are selected by requiring the presence of two SS leptons and exactly three jets, one of which exactly passes the tight b tagging criteria. The three jets are interpreted as originating from the hadronic decay of one of the top quarks, while the other top quark decays semileptonically. One of the two reconstructed leptons is assumed to arise from the misidentification of a b hadron originating from the semi-leptonically decaying top quark. A kinematic fit using the constraints from kinematic relations between the top quark decay products is employed to increase the purity of semileptonic $t\bar{t}$ +jets events that are correctly reconstructed in this CR. The level of compatibility of selected events with the aforementioned experimental signature is quantified using a

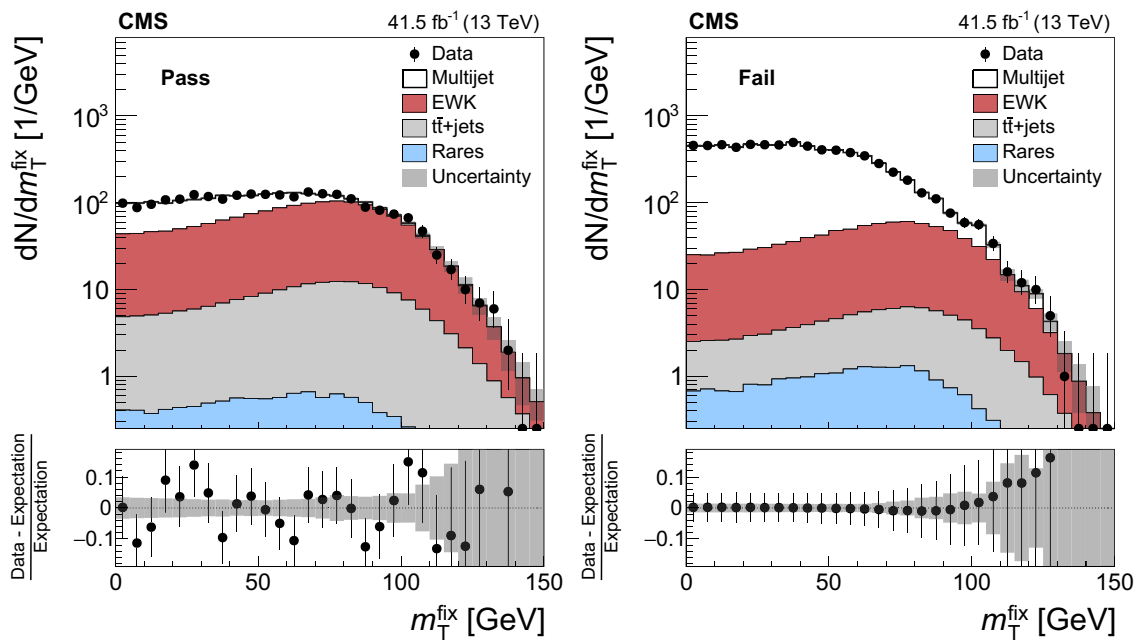


Fig. 5 Distributions of m_T^{fix} for events containing an electron candidate of $25 < p_T < 35$ GeV in the ECAL barrel, which (left) passes the nominal selection and (right) passes the relaxed, but fails the nominal selection. The “electroweak” (EWK) background refers to the sum of W+jets, DY, and diboson production. The “rare” backgrounds are defined in the text. The data in the fail sample agrees with the sum of multijet, EWK, $t\bar{t}$ +jets, and rare backgrounds by construction, as the

number of multijet events in the fail sample is computed by subtracting the sum of EWK, $t\bar{t}$ +jets, and rare background contributions from the data. The misidentification probabilities are derived separately for each era: this figure shows, as an example, the results obtained with the 2017 data set. The uncertainty band represents the total uncertainty after the fit has been performed

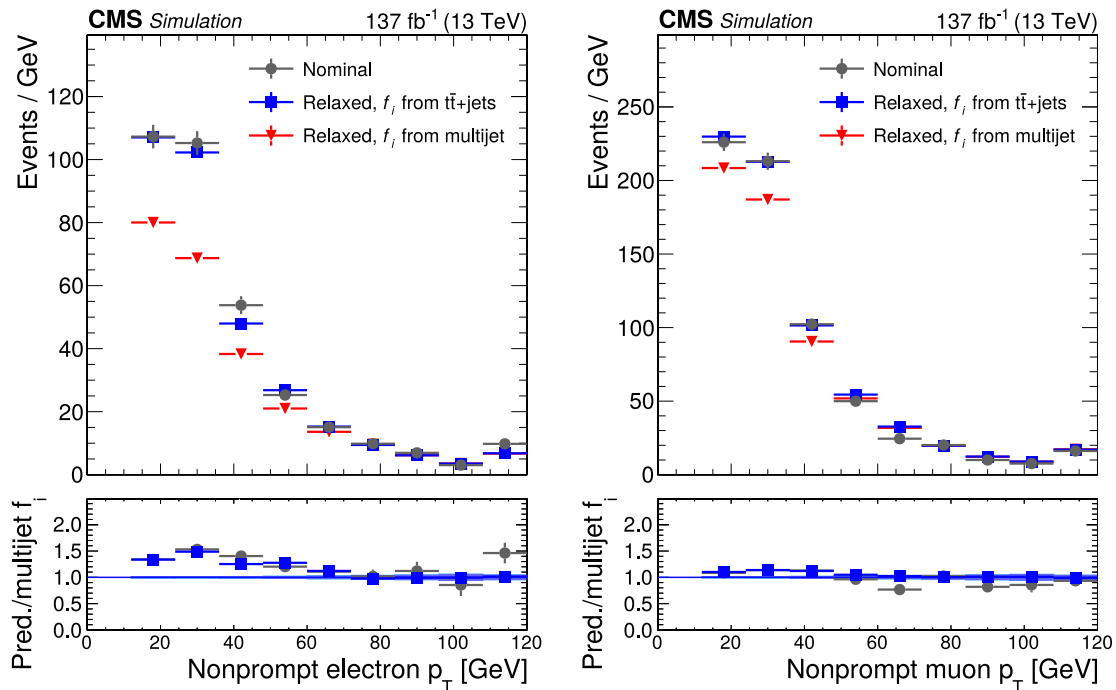


Fig. 6 Transverse momentum distributions of nonprompt (left) electrons and (right) muons in simulated $t\bar{t}$ +jets events, for the three cases “nominal”, “relaxed, f_i from $t\bar{t}$ +jets”, and “relaxed, f_i from multijet”

discussed in text. The figure illustrates that a nonclosure correction needs to be applied to the probabilities f_i measured for electrons in data, while no such correction is needed for muons

χ^2 criterion; events with a high value of χ^2 , corresponding to a poor-quality fit, are discarded. Good agreement is observed between semileptonic $t\bar{t}$ +jets events where both leptons pass the nominal selection and semileptonic $t\bar{t}$ +jets events where both leptons pass the relaxed selection, but one or both leptons fail the nominal selection, provided that the weights given by Eq. (1) are applied to the latter events by using the probabilities f_i measured in multijet events and corrected (for electrons) as described in the previous paragraph.

The MP method is applied in all channels except for $2\ell SS + 1\tau_h$ and $3\ell + 1\tau_h$, where a modified version of the method is used, in which only the selections for the leptons are relaxed in the AR, while the τ_h is required to satisfy the nominal selection. Correspondingly, only the leptons are considered when computing the weights w , given by Eq. (1), that are applied to events in the AR of the $2\ell SS + 1\tau_h$ and $3\ell + 1\tau_h$ channels. Background contributions where the reconstructed leptons are genuine prompt leptons and the reconstructed τ_h is due to the misidentification of a quark or gluon jet are modeled using the MC simulation. Weights are applied to these simulated events to correct for differences in the τ_h misidentification rates between data and simulation. Using a modified version of the MP method in the $2\ell SS + 1\tau_h$ and $3\ell + 1\tau_h$ channels permits the retention as signal of those $t\bar{t}H$ and tH signal events in which the reconstructed τ_h is not a genuine hadronic τ decay, but arises instead from the misidentification of a quark or gluon jet. The fraction of $t\bar{t}H$ and tH signal events retained as signal amounts to approximately 30% of the total $t\bar{t}H$ and tH signal yield in the $2\ell SS + 1\tau_h$ and $3\ell + 1\tau_h$ channels.

7.2 Estimation of the “flips” background

The flips background, relevant for events containing either one or two reconstructed electrons in the $2\ell SS + 0\tau_h$ and $2\ell SS + 1\tau_h$ channels, is estimated using a procedure similar to the MP method. A sample of events passing all selection criteria of the SR, except that both leptons are required to be of OS instead of SS, are selected and assigned appropriately chosen weights. In the $2\ell SS + 0\tau_h$ channel, the weight is given by the sum of the probabilities for the charge of either lepton to be mismeasured, whereas in the $2\ell SS + 1\tau_h$ channel, only the lepton that has the same charge as the τ_h is considered, since only those events in which the charge of this lepton is mismeasured satisfy the condition $\sum_{\ell, \tau_h} q = \pm 1$ that is applied in the SR of this channel.

The probability for the charge of electrons to be mismeasured, referred to as the electron charge misidentification rate, is determined using $Z/\gamma^* \rightarrow ee$ events. The events are selected by requiring the presence of an electron pair of invariant mass m_{ee} within the range $60 < m_{ee} < 120$ GeV. No requirement is imposed on the charge of the electron pair. Contributions to the selected event sample arising from

processes other than DY production of electron pairs are determined by performing an ML fit to the m_{ee} distribution. Referring to the number of $Z/\gamma^* \rightarrow ee$ events containing reconstructed SS and OS electron pairs, respectively, by the symbols N_{SS} and N_{OS} , the electron charge misidentification rate is given by the ratio $N_{SS}/(N_{OS} + N_{SS})$. The ratio is measured as a function of electron p_T and η and varies between 5.1×10^{-5} for electrons of low p_T in the ECAL barrel and 1.6×10^{-3} for electrons of high p_T in the ECAL endcap. For illustration, the m_{ee} distributions for SS and OS electron pairs are shown in Fig. 7 for events in which both electrons are reconstructed in the ECAL barrel and have p_T within the range $25 < p_T < 50$ GeV.

7.3 Control regions for irreducible backgrounds

The accuracy of the simulation-based modeling of the main irreducible backgrounds, arising from $t\bar{t}W(W)$, $t\bar{t}Z$, WZ , and ZZ production, is validated in three CRs. The first CR is based on the SR for the $3\ell + 0\tau_h$ channel and targets the $t\bar{t}Z$ and WZ backgrounds. We refer to this CR as the 3ℓ -CR. The selection criteria applied in the 3ℓ -CR differ from those applied in the SR of the $3\ell + 0\tau_h$ channel in that: no Z boson veto is applied in the 3ℓ -CR; the presence of at least one SFOS lepton pair of invariant mass $m_{\ell\ell}$ with $|m_{\ell\ell} - m_Z| < 10$ GeV is demanded instead; the requirement on the multiplicity of jets is relaxed to demanding the presence of at least one jet; and no requirement on the presence of b-tagged jets is applied. The contributions arising from $t\bar{t}Z$ and from WZ production are separated by binning the events selected in the 3ℓ -CR in the flavor of the three leptons (eee , $ee\mu$, $e\mu\mu$, $\mu\mu\mu$) and in the multiplicity of jets and of b-tagged jets. The second CR targets the ZZ background. We refer to it as the 4ℓ -CR, since it is based on the SR for the $4\ell + 0\tau_h$ channel. Compared to the latter, the event selection criteria applied in the 4ℓ -CR are modified by applying no Z veto, instead requiring the presence of at least one SFOS lepton pair of invariant mass $m_{\ell\ell}$ with $|m_{\ell\ell} - m_Z| < 10$ GeV, and applying no requirements on the multiplicity of jets and of b-tagged jets. To separate the ZZ background from other backgrounds, predominantly arising from $t\bar{t}Z$ production, the events selected in the 4ℓ -CR are binned in the multiplicity of SFOS lepton pairs of invariant mass $|m_{\ell\ell} - m_Z| < 10$ GeV and in the number of jets passing tight b tagging criteria. The third CR targets the $t\bar{t}W(W)$ background and is identical to the SR of the $2\ell SS + 0\tau_h$ channel, except that the output node of the ANN that has the highest activation value is required to be the output node corresponding to the $t\bar{t}W$ background.

The numbers of events observed in the 3ℓ - and 4ℓ -CRs and in the CR for the $t\bar{t}W(W)$ background are given in Table 6. The contributions arising from the misidentified leptons and flips backgrounds are estimated using the methods described in Sects. 7.1 and 7.2, respectively. The uncertainties include

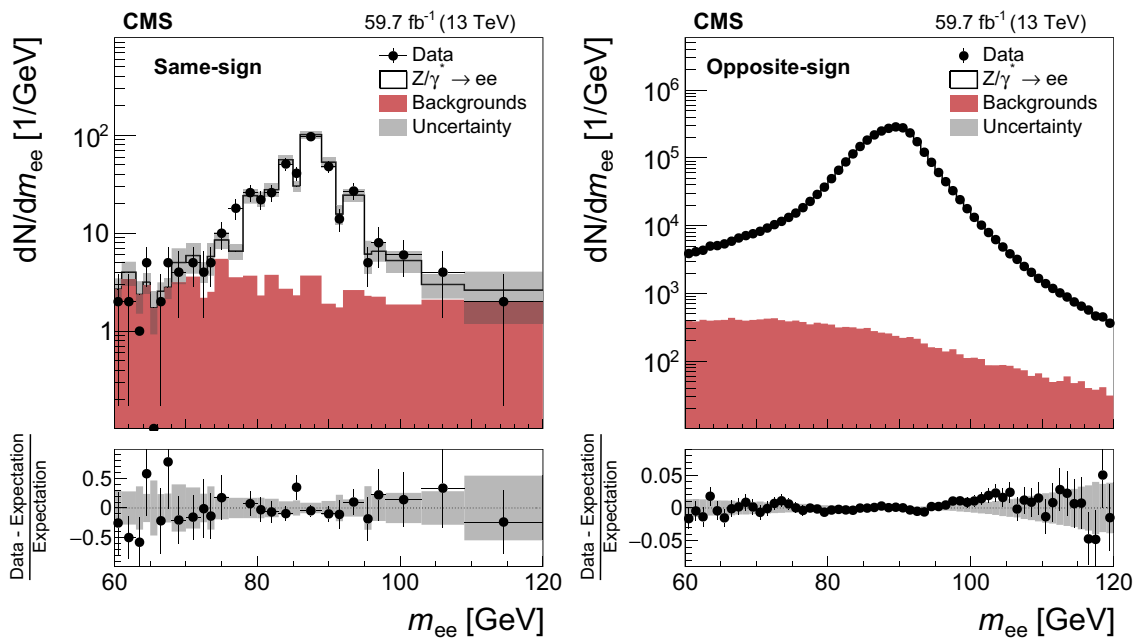


Fig. 7 Distributions of m_{ee} for (left) SS and (right) OS electron pairs in $Z/\gamma^* \rightarrow ee$ candidate events in which both electrons are in the ECAL barrel and have transverse momenta within the range $25 < p_T < 50 \text{ GeV}$, for data recorded in 2018, compared to the

expectation. Uncertainties shown are statistical only. A similar level of agreement is present in all the other momentum ranges and data-taking periods

both statistical and systematic sources, added in quadrature. The systematic uncertainties that are relevant for the CRs are similar to the ones applied to the SR. The latter are detailed in Sect. 8.

Figure 12, discussed in Sect. 9, shows the distributions of events selected in the 3ℓ - and 4ℓ -CRs in the binning scheme employed to separate the WZ and ZZ backgrounds from the $t\bar{t}Z$ backgrounds. The events selected in the 3ℓ -CR are first subdivided by lepton flavor and then by the multiplicity of jets and b-tagged jets. For each lepton flavor, 12 bins are used, defined as follows (in order of increasing bin number): 0 jets passing the tight b tagging criteria with 1, 2, 3, or ≥ 4 jets in total; 1 jet passing the tight b tagging criteria with 2, 3, 4, or ≥ 5 jets in total; ≥ 2 jets passing the tight b tagging criteria with 2, 3, 4, or ≥ 5 jets in total. In the 4ℓ -CR, 4 bins are used in total, defined as (again in order of increasing bin number): 2 SFOS lepton pairs of invariant mass $|m_{\ell\ell} - m_Z| < 10 \text{ GeV}$; 1 such SFOS lepton pair with 0, 1, or ≥ 2 jets passing the tight b tagging criteria.

The data in the 3ℓ - and 4ℓ -CRs and in the CR for the $t\bar{t}W(W)$ background are in agreement with the background estimates within the quoted uncertainties.

8 Systematic uncertainties

The event rates and the distributions of the discriminating observables used for signal extraction may be altered by

several experiment- or theory-related effects, referred to as systematic uncertainties. Experimental sources comprise the uncertainties in auxiliary measurements, performed to validate and, if necessary, correct the modeling of the data by the MC simulation, and the uncertainties in the data-driven estimates of the misidentified leptons and flips backgrounds. The latter are largely unaffected by potential inaccuracies of the MC simulation. Theoretical uncertainties mainly arise from missing higher-order corrections to the perturbative expansions employed for the computation of cross sections and from uncertainties in the PDFs.

The efficiencies of triggers based on the presence of one, two, or three electrons or muons are measured as a function of the lepton multiplicity with an uncertainty ranging from 1 to 2%, using samples of $t\bar{t}$ +jets and diboson events that have been recorded using triggers based on p_T^{miss} .

The efficiencies for electrons and muons to pass the offline reconstruction and identification criteria are measured as a function of the lepton p_T and η by applying the “tag-and-probe” method detailed in Ref. [71] to $Z/\gamma^* \rightarrow ee$ and $Z/\gamma^* \rightarrow \mu\mu$ events. Additionally, we cross-check these efficiencies in a CR enriched in $t\bar{t}$ +jets events to account for differences in event topology between DY events and the events in the SR of this analysis, which may cause a change in the efficiencies for electrons and muons to pass isolation requirements. Events in the $t\bar{t}$ +jets CR are selected by requiring the presence of an OS $e+\mu$ pair and at least two jets. Nonprompt-

Table 6 Number of events selected in the 3 ℓ - and 4 ℓ -CRs and in the CR for the $t\bar{t}W(W)$ background, compared to the event yields expected from different types of background and from the $t\bar{t}H$ and tH signals,

after the fit to data is performed as described in Sect. 9. Uncertainties shown include all systematic components. The symbol “–” indicates that the corresponding background does not apply

Process	3 ℓ -CR	4 ℓ -CR	$t\bar{t}W(W)$ CR
$t\bar{t}H$	15.9 ± 4.4	1.4 ± 0.4	62 ± 14
tH	4.4 ± 3.0	–	22 ± 18
$t\bar{t}Z + t\bar{t}\gamma^*$	550 ± 43	41.5 ± 3.0	100.3 ± 8.1
$t\bar{t}W + t\bar{t}WW$	26.8 ± 1.7	–	588 ± 35
WZ	4320 ± 120	–	51.6 ± 7.5
ZZ	298 ± 18	1030 ± 32	0.2 ± 0.1
Nonprompt leptons	210 ± 20	–	102 ± 14
Flips	–	–	24.9 ± 4.0
Rare backgrounds	311 ± 61	17.0 ± 3.4	58 ± 13
Conversions	1.0 ± 0.3	0.1 ± 0.1	1.4 ± 0.6
$ggH + qqH + VH + t\bar{t}VH$	42.8 ± 3.1	5.8 ± 0.4	1.6 ± 0.3
Total expected background	5761 ± 99	1094 ± 33	949 ± 33
Data	5778	1089	986

lepton backgrounds in the CR are subtracted using a sideband region SS $e+\mu$ events. The difference between the efficiency measured in the $t\bar{t}$ +jets CR and the one measured in DY events is included as a systematic uncertainty, amounting to 1–2%. The τ_h identification efficiency and energy scale are measured with respective uncertainties of 5 and 1.2% using $Z/\gamma^* \rightarrow \tau\tau$ events [74].

The energy scale of jets is measured with an uncertainty amounting to a few percent, depending on the jet p_T and η , using the p_T -balance method, which is applied to $Z/\gamma^* \rightarrow ee$, $Z/\gamma^* \rightarrow \mu\mu$, γ +jets, dijet, and multijet events [72]. The resulting effect on signal and background expectations is evaluated by varying the energies of jets in simulated events within their uncertainties, recalculating all kinematic observables, and reapplying the event selection criteria. The effect of uncertainties in the jet energy resolution is evaluated in a similar way, but is smaller than the effect of the uncertainties in the jet energy scale.

The b tagging efficiency is measured with an uncertainty of a few per cent in $t\bar{t}$ +jets and multijet events as a function of jet p_T and η . The heavy-flavor content of the multijet events is enriched by requiring the presence of a muon in the event. The mistag rates for light-quark and gluon jets are measured in multijet events yielding an uncertainty of 5–10% for the loose and 20–30% for the tight b tagging criteria, depending on p_T and η [73].

The integrated luminosities of the 2016, 2017, and 2018 data-taking periods are individually known with uncertainties in the 2.3–2.5% range [39–41], while the total Run 2 (2016–2018) integrated luminosity has an uncertainty of 1.8%, the improvement in precision reflecting the (uncorrelated) time evolution of some systematic effects.

The uncertainties related to the number of PU interactions are evaluated by varying the number of inelastic pp interactions that are superimposed on simulated events by 4.6% [98]. The resulting effect on the $t\bar{t}H$ and tH signal yields and on the yields of background contributions modeled using the MC simulation amounts to less than 1%.

The effect of theory-related uncertainties on the event yields and on the distributions of the BDTs and ANNs classifier outputs that are used for the signal extraction is assessed for the $t\bar{t}H$ and tH signals, as well as for the main irreducible backgrounds that arise from $t\bar{t}W$, $t\bar{t}WW$, and $t\bar{t}Z$ production. The uncertainties in the production cross sections amount to $^{+6.8}_{-9.9}$ and $^{+5.1}_{-7.3}$ % for the $t\bar{t}H$ and tH signals, and to $^{+13.5}_{-12.2}$, $^{+8.6}_{-11.3}$, and $^{+11.7}_{-10.2}$ % for the $t\bar{t}W$, $t\bar{t}WW$, and $t\bar{t}Z$ backgrounds, respectively. These uncertainties are taken from Ref. [62] and consist of the sum in quadrature of three sources: missing higher-order corrections in the perturbative expansion, different choices of PDFs, and uncertainties in the value of the strong coupling constant α_S . The uncertainties in the cross sections are relevant for the purpose of quoting the measured production rates with respect to their SM expectations for these rates. In addition, the uncertainty in the $t\bar{t}H$ and tH production cross sections is relevant for setting limits on the coupling of the Higgs boson to the top quark. The effect of missing higher-order corrections on the distributions of the discriminating observables is estimated by varying the renormalization and factorization scales up and down by a factor of two with respect to their nominal value, following the recommendations of Refs. [99–101], avoiding cases in which the two variations are done in opposite directions. The effect of uncertainties in the PDFs on these distributions is evaluated following the recommendations given in Ref. [102]. The

uncertainties in the branching fractions of the Higgs boson decay modes $H \rightarrow WW$, $H \rightarrow \tau\tau$, and $H \rightarrow ZZ$ are taken from Ref. [62] and amount to 1.5, 1.7, and 1.5%, respectively.

In the $1\ell + 1\tau_h$ and $0\ell + 2\tau_h$ channels, the $t\bar{t}$ -jets and DY production may contribute as irreducible backgrounds and are modeled using the MC simulation. The $t\bar{t}$ -jets and DY production cross sections are known to an uncertainty of 5 [65] and 4% [103], respectively. An additional uncertainty on the modeling of top quark p_T distribution of $t\bar{t}$ -jets events is considered, defined as the difference between the nominal POWHEG sample and that sample reweighted to improve the quality of the top quark p_T modeling, as described in Sect. 3. The modeling of the multiplicity of jets and of b-tagged jets in simulated DY events is improved by comparing these multiplicities between MC simulation and data using $Z/\gamma^* \rightarrow ee$ and $Z/\gamma^* \rightarrow \mu\mu$ events. The average ratio of data and MC simulation in the $Z/\gamma^* \rightarrow ee$ and $Z/\gamma^* \rightarrow \mu\mu$ event samples is taken as a correction, while the difference between the ratios measured in $Z/\gamma^* \rightarrow ee$ and $Z/\gamma^* \rightarrow \mu\mu$ events is taken as the systematic uncertainty and added in quadrature to the statistical uncertainties in these ratios. The $Z/\gamma^* \rightarrow ee$ and $Z/\gamma^* \rightarrow \mu\mu$ event samples used to determine this correction have little overlap with the SRs of the $1\ell + 1\tau_h$ and $0\ell + 2\tau_h$ channels, since most of the DY background in these channels arises from $Z/\gamma^* \rightarrow \tau\tau$ events.

Other background processes, notably the conversions and rare backgrounds, are modeled using the MC simulation; the uncertainty in their event yields is conservatively taken to be 50%. This choice accounts for the extrapolation from the inclusive phase space to the phase space relevant for this analysis, in particular to events with a high multiplicity of jets and b-tagged jets, as required to pass the event selection criteria detailed in Sect. 5. The inclusive cross sections for most of these background processes have been measured with uncertainties amounting to significantly less than 50% by previous analyses of the LHC data.

The extrapolation of the WZ and ZZ background rates from the 3ℓ - and 4ℓ -CRs to the SR depends on the heavy-flavor content of WZ and ZZ background events. According to the MC simulation, most of the b jets reconstructed in WZ and ZZ background events arise from the misidentification of light-quark or gluon jets rather than from charm or bottom quarks. We assign an uncertainty of 40% to the modeling of the heavy-flavor content in WZ and ZZ background events, accounting for the differences in the jet multiplicity distribution between data and simulation in the 3ℓ CR. The misidentification of light quark or gluon jets as b jets is covered by a separate systematic uncertainty.

The uncertainties in the rate and in the distribution of the discriminating observables for the background from misidentified leptons and τ_h stem from statistical uncertainties in the events selected in the MR and AR as well as from systematic uncertainties related to the subtraction of the prompt-lepton

contributions from the data selected in the MR and AR of the MP method. The effect of these uncertainties on the analysis is evaluated by applying independent variations of the probabilities f_i for electrons and muons in different bins of lepton-candidate p_T and η and determining the resulting change in the yield and distribution of the misidentified leptons background estimate. We introduce an additional uncertainty in the nonclosure correction to the f_i for electrons and muons, accounting for differences between the probabilities f_i in $t\bar{t}$ -jets and multijet events shown in Fig. 6. The size of this uncertainty is equal to the magnitude of the correction. In case of τ_h , the misidentification rates f_i measured in each bin in η and reconstructed τ_h decay mode are fitted by a linear function in p_T of the τ_h candidate and the uncertainty in the slope and offset of this fit is propagated to the final result. The uncertainty in the rate of the misidentified leptons background is, in general, higher for channels with τ_h . The uncertainty varies between 10% in the $2\ell SS + 0\tau_h$ channel and 60% in the $2\ell + 2\tau_h$ channel. The resulting uncertainty in the distribution of the discriminating observables is of moderate size. Additional nonclosure uncertainties account for small differences between the misidentified leptons background estimate obtained by computing the probabilities f_i for simulated events and applying the weights w given by Eq. (1) to simulated events selected in the AR, and the background estimates obtained by modeling the background from misidentified leptons and τ_h in the SR using the MC simulation directly.

The uncertainty in the flips background in the $2\ell SS + 0\tau_h$ and $2\ell SS + 1\tau_h$ channels is evaluated in a similar way: it amounts to 30% in each channel.

The effects of systematic uncertainties representing the same source are treated as fully correlated between all ten analysis channels. Theoretical uncertainties are furthermore treated as fully correlated among all data-taking periods, whereas the uncertainties arising from experimental sources are treated as uncorrelated between the data recorded in each of the years 2016, 2017, and 2018. The latter treatment is justified by the fact that the uncertainties related to the auxiliary measurements that are performed to validate, and if necessary correct, the modeling of the data by the MC simulation, are mainly of statistical origin and hence independent for measurements that are performed independently for each of the three data-taking periods because of the changes in the detector conditions from one period to another.

The impact of the systematic and statistical uncertainties on the measurement of the $t\bar{t}H$ and tH signal rates is summarized in Table 7. The largest impacts are due to: the statistical uncertainty of observed data; the uncertainty in the efficiency to reconstruct and identify τ_h ; the uncertainties related to the estimation of the misidentified leptons and flips backgrounds; and the theoretical uncertainties, which affect the yield and the distribution of the discriminating observables

Table 7 Summary of the sources of systematic and statistical uncertainties and their impact on the measurement of the $t\bar{t}H$ and tH signal rates, and the measured value of the unconstrained nuisance parameters. The quantity $\Delta\mu_x/\mu_x$ corresponds to the change in uncertainty when fixing the nuisance parameters associated with that uncertainty

Source	$\Delta\mu_{t\bar{t}H}/\mu_{t\bar{t}H}$ (%)	$\Delta\mu_{tH}/\mu_{tH}$ (%)	$\Delta\mu_{t\bar{t}W}/\mu_{t\bar{t}W}$ (%)	$\Delta\mu_{t\bar{t}Z}/\mu_{t\bar{t}Z}$ (%)
Trigger efficiency	2.3	8.1	1.2	1.9
e, μ reconstruction and identification efficiency	2.9	7.1	1.7	3.2
τ_h identification efficiency	4.6	9.1	1.7	1.3
b tagging efficiency and mistag rate	3.6	13.6	1.3	2.9
Misidentified leptons and flips	6.0	36.8	2.6	1.4
Jet energy scale and resolution	3.4	8.3	1.1	1.2
MC sample and sideband statistical uncertainty	7.1	27.2	2.4	2.3
Theory-related sources affecting acceptance and shape of distributions	4.6	18.2	2.0	4.2
Normalization of MC-estimated processes	13.3	12.3	13.9	11.3
Integrated luminosity	2.2	4.6	1.8	3.1
Statistical uncertainty	20.9	48.0	5.9	5.8

for the $t\bar{t}H$ and tH signals as well as for the main irreducible backgrounds, arising from $t\bar{t}W$, $t\bar{t}WW$, tW , $t\bar{t}Z$, and tZ production.

8.1 Additional checks

As a cross-check, and to highlight the enhancement in sensitivity provided by machine-learning techniques, a complementary measurement of the $t\bar{t}H$ signal rate is performed using a set of alternative observables in the ML fit. We refer to this cross-check as the control analysis, as distinguished from the analysis previously discussed, which we refer to as the main analysis. The control analysis (CA) is restricted to the $2\ell SS + 0\tau_h$, $3\ell + 0\tau_h$, $2\ell SS + 1\tau_h$, and $4\ell + 0\tau_h$ channels. The production rate of the tH signal is fixed to its SM expectation in the CA. In the $2\ell SS + 0\tau_h$ channel, the invariant mass of the lepton pair is used as the discriminating observable. The event selection criteria applied in the CA in this channel are modified to the condition $N_j \geq 4$ and the events are analyzed in subcategories based on lepton flavor, the charge-sum of the leptons (+2 or -2), and the multiplicity of jets. In the $3\ell + 0\tau_h$ channel, the invariant mass of the three-lepton system is used as discriminating observable and the events are analyzed in subcategories based on the multiplicity of jets and on the charge-sum of the leptons (+1 or -1). A discriminant based on the matrix-element method [35, 36] is used as discriminating observable in the $2\ell SS + 1\tau_h$ channel and the events are analyzed in two subcategories based on the multiplicity of jets, defined by the conditions $N_j = 3$ and $N_j \geq 4$, and referred to as the “missing-jet” and “no-missing-jet” subcategories. The computation of the discriminant exploits the fact that the differential cross sections for the $t\bar{t}H$ signal, as well as for the dominant background

in the fit. Under the label “MC and sideband statistical uncertainty” are the uncertainties associated with the limited number of simulated MC events and the amount of data events in the application region of the MP method

processes in the $2\ell SS + 1\tau_h$ channel, are well known; this permits the computation of the probabilities for a given event to be either signal or background, given the measured values of kinematic observables in the event and taking into account the experimental resolution of the detector. The probabilities are computed for the $t\bar{t}H$ signal hypothesis and for three types of background hypotheses: $t\bar{t}Z$ events in which the Z boson decays into a pair of τ leptons; $t\bar{t}Z$ events in which the Z boson decays into a pair of electrons or muons and one lepton is misidentified as τ_h ; and $t\bar{t} \rightarrow b\bar{\ell}\nu\bar{b}\tau\nu$ events with one additional nonprompt lepton originating from a b hadron decay. Details on the computation of these probabilities are given in Ref. [23]. The ratio of the probability for a given event to be $t\bar{t}H$ signal to the sum of the probabilities for the event to be one of the three backgrounds constitutes, according to the Neyman-Pearson lemma [104], an optimal observable for the purpose of separating the $t\bar{t}H$ signal from backgrounds and is taken as the discriminant used for the signal extraction. In the $4\ell + 0\tau_h$ channel, the invariant mass of the four-lepton system, $m_{4\ell}$, is used as the discriminating observable.

9 Statistical analysis and results

The production rates of the $t\bar{t}H$ and tH signals are determined through a binned simultaneous ML fit to the total of 105 distributions: the outputs of the BDTs in each of the seven channels $1\ell + 1\tau_h$, $0\ell + 2\tau_h$, $2\ell OS + 1\tau_h$, $1\ell + 2\tau_h$, $4\ell + 0\tau_h$, $3\ell + 1\tau_h$, and $2\ell + 2\tau_h$; the distributions of the 10 output nodes of the ANNs in the $2\ell SS + 0\tau_h$, $3\ell + 0\tau_h$, and $2\ell SS + 1\tau_h$ channels in the categories described in Fig. 3; and the distributions of the observables that discriminate the $t\bar{t}Z$ background from each of the WZ and ZZ backgrounds in the

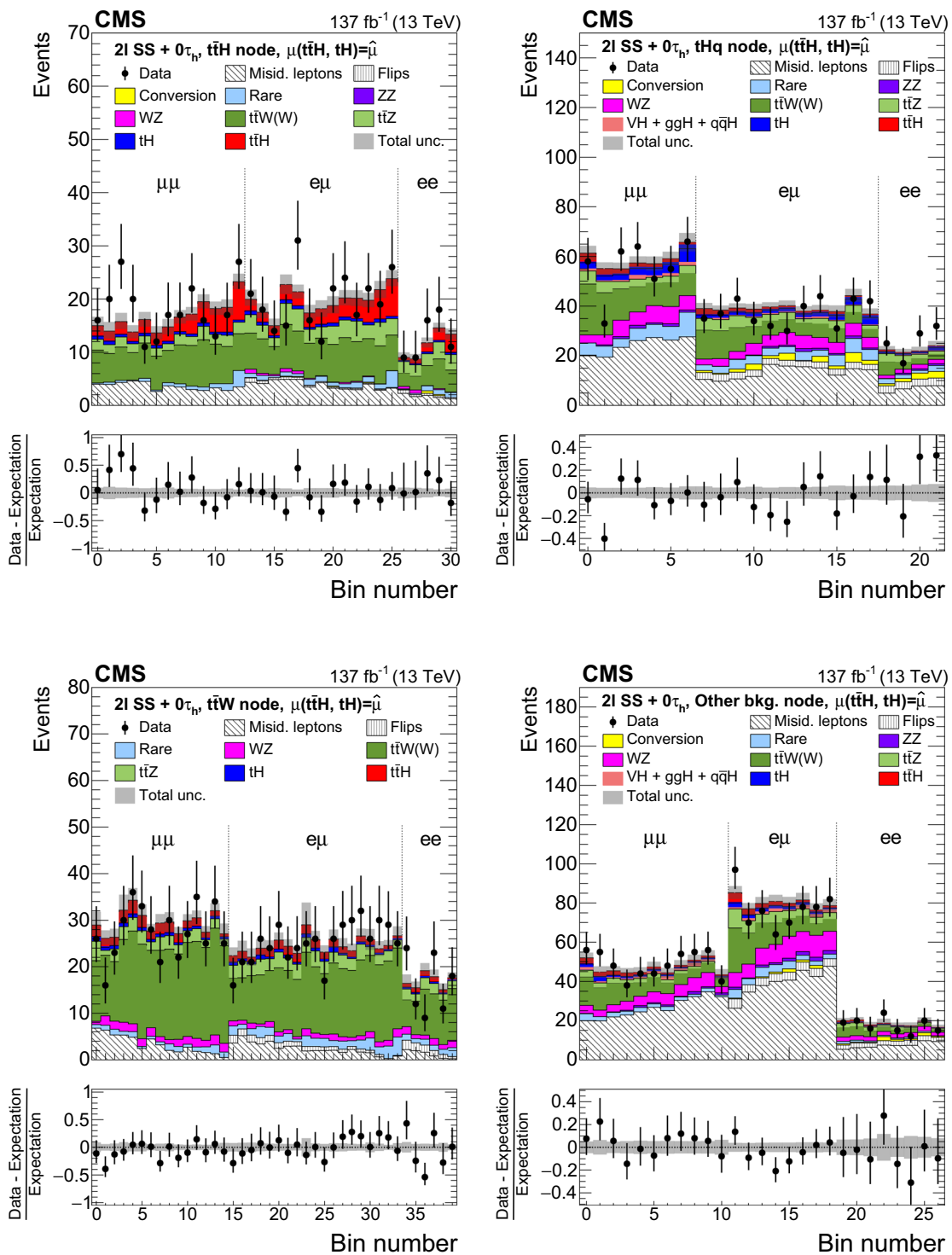


Fig. 8 Distributions of the activation value of the ANN output node with the highest activation value for events selected in the $2l\text{ SS} + 0\tau_h$ channel and classified as $t\bar{t}H$ signal (upper left), tH signal (upper right), $t\bar{t}W$ background (lower left), and other backgrounds (lower right). The distributions expected for the $t\bar{t}H$ and tH signals and for background

processes are shown for the values of the parameters of interest and of the nuisance parameters obtained from the ML fit. The best fit value of the $t\bar{t}H$ and tH production rates amounts to $\hat{\mu}_{t\bar{t}H} = 0.92$ and $\hat{\mu}_{tH} = 5.7$ times the rates expected in the SM

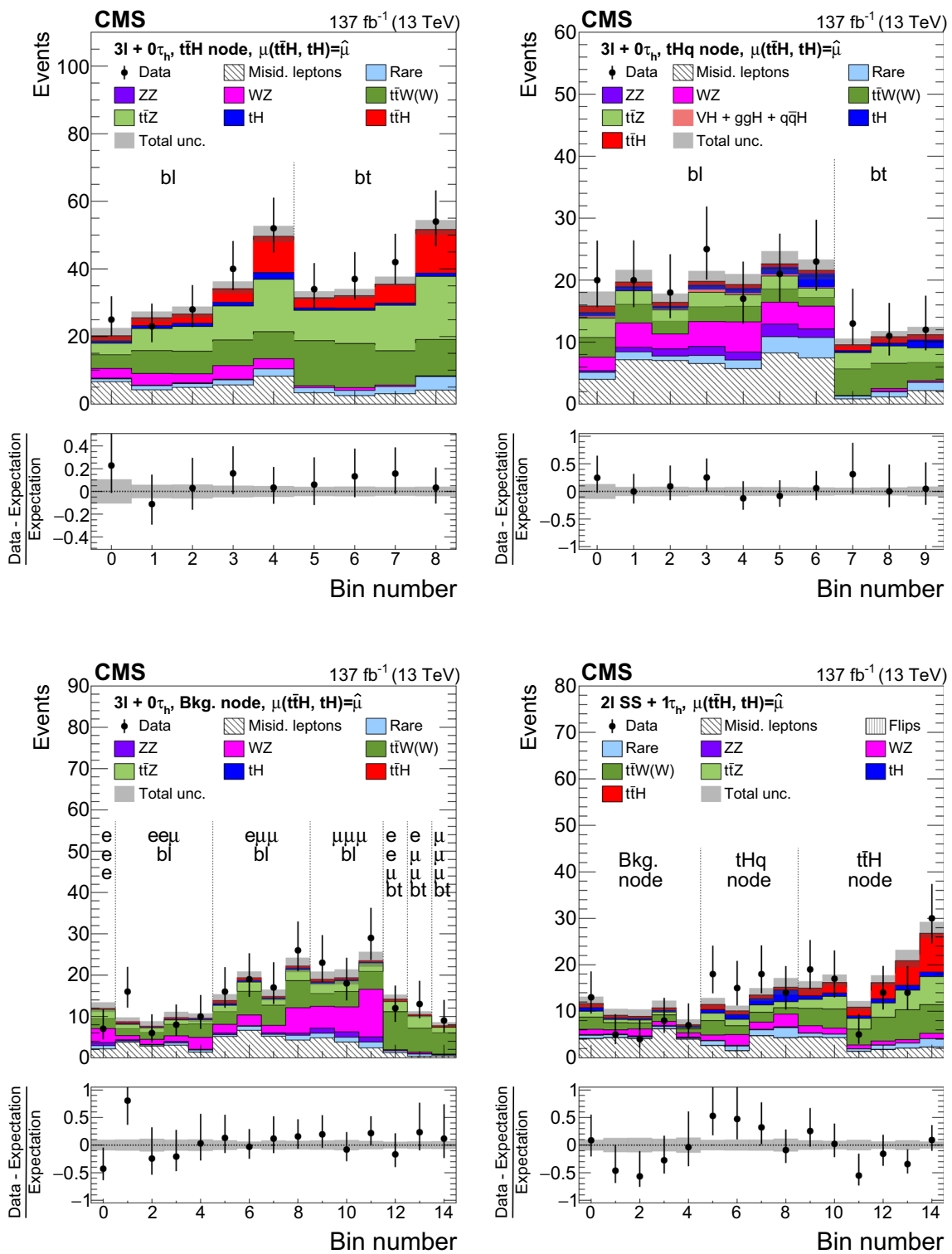


Fig. 9 Distributions of the activation value of the ANN output node with the highest activation value for events selected in the $3\ell + 0\tau_h$ channel and classified as $t\bar{t}H$ signal (upper left), tH signal (upper right), and background (lower left), and for events selected in the $2\ell SS + 1\tau_h$ channel (lower right). In case of the $2\ell SS + 1\tau_h$ channel, the activation value of the ANN output nodes for $t\bar{t}H$ signal, tH signal, and background are shown together in a single histogram, concatenating histogram bins

as appropriate and enumerating the bins by a monotonously increasing number. The distributions expected for the $t\bar{t}H$ and tH signals and for background processes are shown for the values of the parameters of interest and of the nuisance parameters obtained from the ML fit. The best fit value of the $t\bar{t}H$ and tH production rates amounts to $\hat{\mu}_{t\bar{t}H} = 0.92$ and $\hat{\mu}_{tH} = 5.7$ times the rates expected in the SM

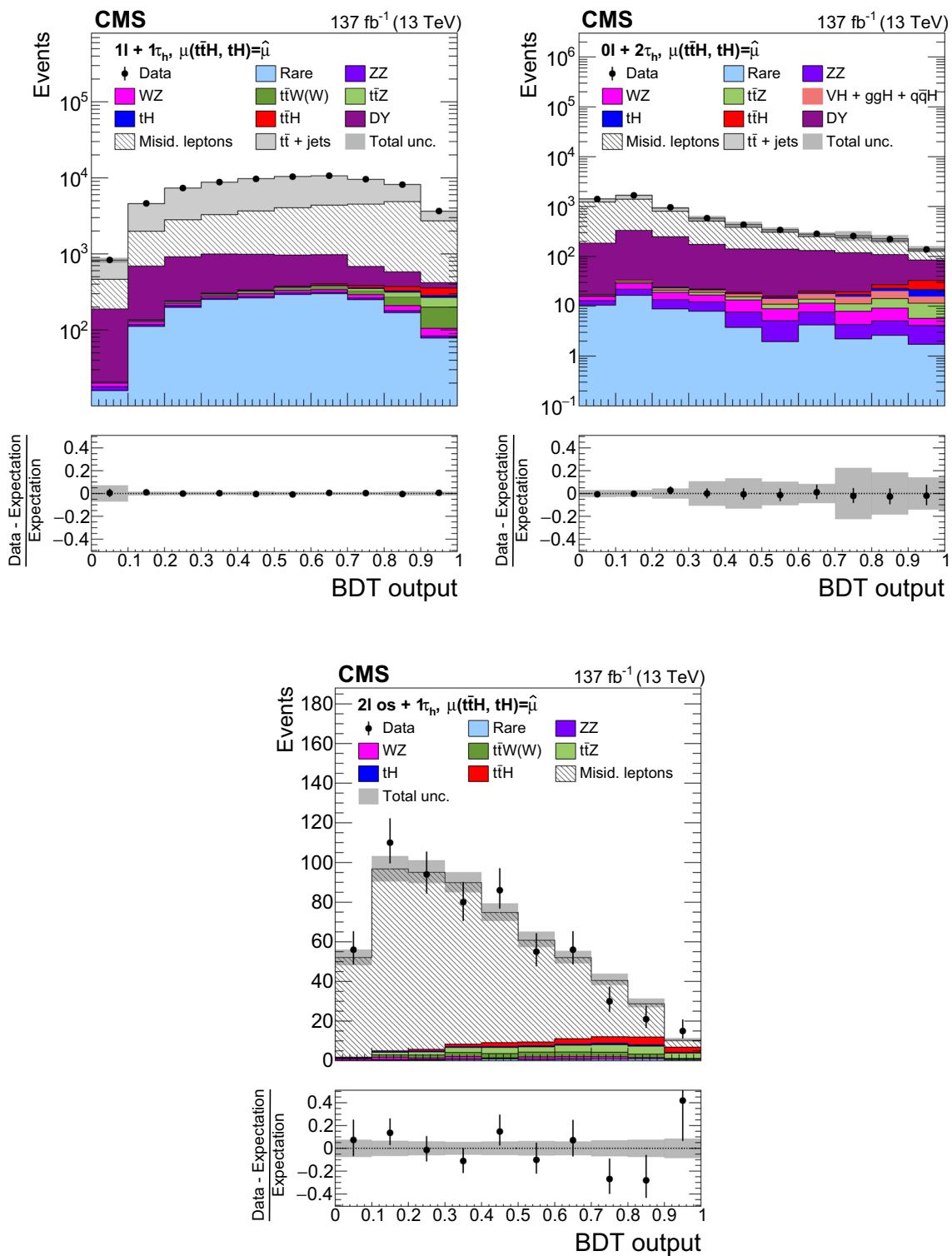


Fig. 10 Distributions of the BDT output for events selected in the $1l + 1\tau_h$ (upper left), $0l + 2\tau_h$ (upper right) and $2l OS + 1\tau_h$ (lower) channels. The distributions expected for the $\bar{t}tH$ and tH signals and for background processes are shown for the values of the parameters of

interest and of the nuisance parameters obtained from the ML fit. The best fit value of the $\bar{t}tH$ and tH production rates amounts to $\hat{\mu}_{\bar{t}tH} = 0.92$ and $\hat{\mu}_{tH} = 5.7$ times the rates expected in the SM

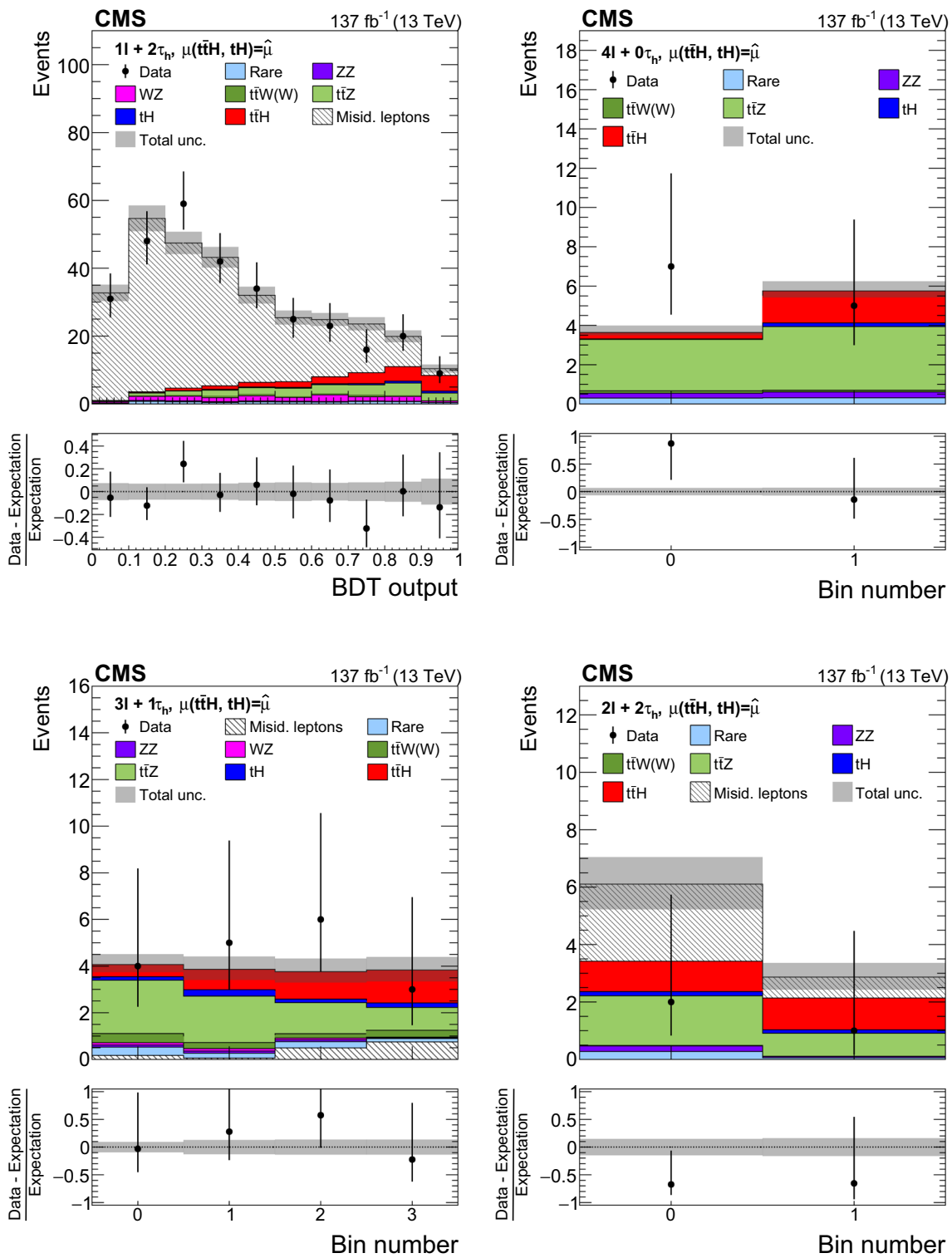


Fig. 11 Distributions of the BDT output used for the signal extraction in the $1l + 2\tau_h$ (upper left), $4l + 0\tau_h$ (upper right), $3l + 1\tau_h$ (lower left), and $2l + 2\tau_h$ (lower right) channels. The distributions expected for the $t\bar{t}H$ and tH signals and for background processes are shown for

the values of the parameters of interest and of the nuisance parameters obtained from the ML fit. The best fit value of the $t\bar{t}H$ and tH production rates amounts to $\hat{\mu}_{t\bar{t}H} = 0.92$ and $\hat{\mu}_{tH} = 5.7$ times the rates expected in the SM

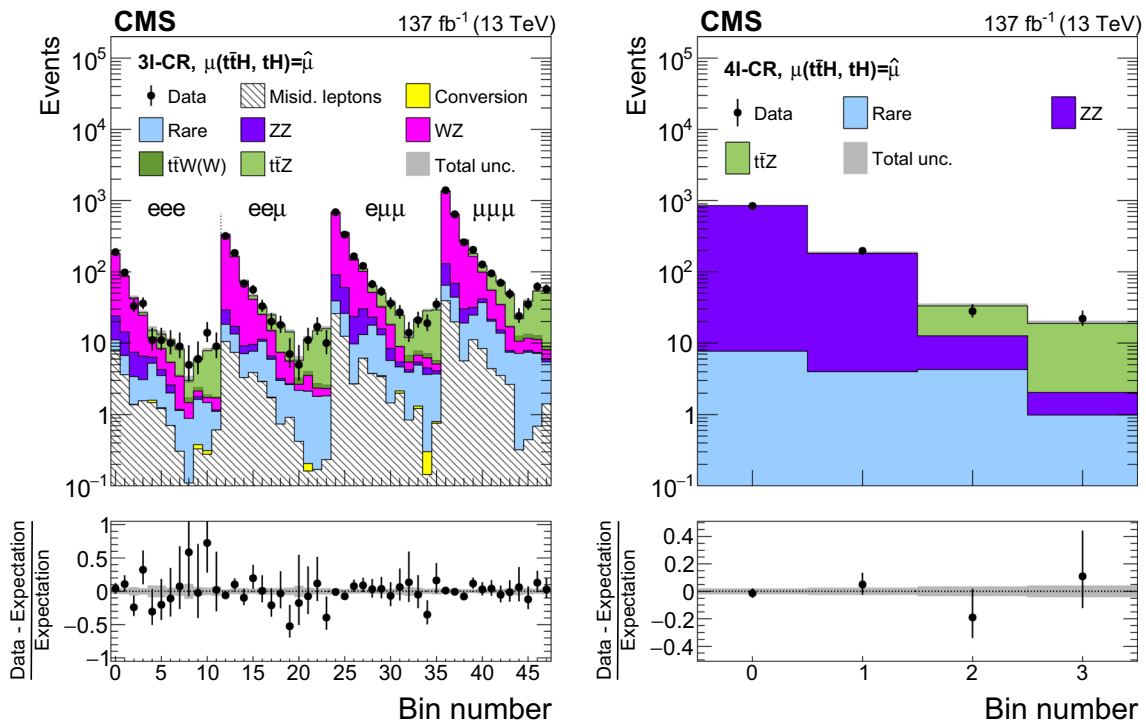


Fig. 12 Distributions of discriminating observables in the $3l + 0\tau_h$ (left) and $4l + 0\tau_h$ (right) control region. The distributions expected for the $t\bar{t}H$ and tH signals and for background processes are shown for the values of the parameters of interest and of the nuisance parameters

$3l$ - and $4l$ -CRs, respectively; separately for the three data-taking periods considered in the analysis. The $2lSS + 0\tau_h$ ($3l + 0\tau_h$) channel contributes a total of 12 (11) distributions per data-taking period to the ML fit, reflecting the subdivision of these channels into event categories based on lepton flavor and on the multiplicity of b -tagged jets.

The production rates of the $t\bar{t}H$ and tH signals constitute the parameters of interest (POI) in the fit. We denote by the symbols $\mu_{t\bar{t}H}$ and μ_{tH} the ratio of these production rates to their SM expectation and use the notation $\boldsymbol{\mu}$ to refer to the set of both POIs.

The likelihood function is denoted by the symbol \mathcal{L} and is given by the expression:

$$\mathcal{L}(\text{data} | \boldsymbol{\mu}, \boldsymbol{\theta}) = \prod_i \mathcal{P}(n_i | \boldsymbol{\mu}, \boldsymbol{\theta}) \prod_k p(\tilde{\theta}_k | \theta_k), \quad (3)$$

where the index i refers to individual bins of the 105 distributions of the discriminating observables that are included in the fit, and the factor $\mathcal{P}(n_i | \boldsymbol{\mu}, \boldsymbol{\theta})$ represents the probability to observe n_i events in a given bin i , where $v_i(\boldsymbol{\mu}, \boldsymbol{\theta})$ events are expected from the sum of signal and background contributions in that bin. The number of expected events is a linear function of the two POIs indicated by $\mu_{t\bar{t}H}$ and μ_{tH}

obtained from the ML fit. The best fit value of the $t\bar{t}H$ and tH production rates amounts to $\hat{\mu}_{t\bar{t}H} = 0.92$ and $\hat{\mu}_{tH} = 5.7$ times the rates expected in the SM

$$v_i(\boldsymbol{\mu}, \boldsymbol{\theta}) = \mu_{t\bar{t}H} v_i^{t\bar{t}H}(\boldsymbol{\theta}) + \mu_{tH} v_i^{tH}(\boldsymbol{\theta}) + v_i^B(\boldsymbol{\theta}), \quad (4)$$

where the symbols $v_i^{t\bar{t}H}$, v_i^{tH} , and v_i^B denote, respectively, the SM expectation for the $t\bar{t}H$ and tH signal contributions and the aggregate of contributions expected from background processes in bin i . We use the notation $v_i(\boldsymbol{\mu}, \boldsymbol{\theta})$ to indicate that the number of events expected from signal and background processes in each bin i depends on a set of parameters, denoted by the symbol $\boldsymbol{\theta}$, that represent the systematic uncertainties detailed in Sect. 8 and are referred to as nuisance parameters. Via the dependency of the $v_i(\boldsymbol{\mu}, \boldsymbol{\theta})$ on $\boldsymbol{\theta}$, the nuisance parameters accommodate for variations of the event yields as well as of the distributions of the discriminating observables during the fit. The probability $\mathcal{P}(n_i | \boldsymbol{\mu}, \boldsymbol{\theta})$ is given by the Poisson distribution:

$$\mathcal{P}(n_i | \boldsymbol{\mu}, \boldsymbol{\theta}) = \frac{(v_i(\boldsymbol{\mu}, \boldsymbol{\theta}))^{n_i}}{n_i!} \exp(-v_i(\boldsymbol{\mu}, \boldsymbol{\theta})). \quad (5)$$

Individual elements of the set of nuisance parameters $\boldsymbol{\theta}$ are denoted by the symbol θ_k , where each θ_k represents a specific source of systematic uncertainty. The function $p(\tilde{\theta}_k | \theta_k)$ represents the probability to observe a value $\tilde{\theta}_k$ in an auxiliary measurement of the nuisance parameter, given that its true value is θ_k . Systematic uncertainties that affect only the

Table 8 Number of events selected in each of the ten analysis channels compared to the event yields expected from the $t\bar{t}H$ and tH signals and from background processes. The expected event yields are computed for the values of nuisance parameters and of the POI obtained from

the ML fit. The best fit values of the POI amount to $\hat{\mu}_{t\bar{t}H} = 0.92$ and $\hat{\mu}_{tH} = 5.7$. Quoted uncertainties represent the sum of statistical and systematic components. The symbol “–” indicates that the corresponding expected contribution is smaller than 0.1 events

Process	$2\ell SS + 0\tau_h$	$3\ell + 0\tau_h$	$2\ell SS + 1\tau_h$	
$t\bar{t}H$	222 ± 51	61 ± 15	28.9 ± 6.4	
tH	119 ± 85	20 ± 14	12.7 ± 9.0	
$t\bar{t}Z + t\bar{t}\gamma^*$	322 ± 25	145 ± 11	29.6 ± 3.3	
$t\bar{t}W + t\bar{t}WW$	1153 ± 64	171.1 ± 9.5	47.4 ± 6.5	
WZ	296 ± 31	89.7 ± 9.7	19.4 ± 2.9	
ZZ	31.2 ± 3.3	16.2 ± 1.6	1.6 ± 0.3	
Misidentified leptons	1217 ± 91	140 ± 11	52.0 ± 9.6	
Flips	121 ± 19	–	–	
Rare backgrounds	222 ± 48	41.0 ± 8.9	13.3 ± 3.1	
Conversion	42 ± 12	5.6 ± 1.6	–	
$ggH + qqH + VH + t\bar{t}VH$	35.3 ± 4.0	3.4 ± 0.3	1.8 ± 0.3	
Total expected background	3517 ± 85	627 ± 20	179 ± 13	
Data	3738	744	201	
Process	$1\ell + 1\tau_h$	$0\ell + 2\tau_h$	$2\ell OS + 1\tau_h$	$1\ell + 2\tau_h$
$t\bar{t}H$	183 ± 41	24.4 ± 6.0	19.1 ± 4.3	19.3 ± 4.2
tH	65 ± 46	16 ± 12	4.8 ± 3.4	2.6 ± 1.9
$t\bar{t}Z + t\bar{t}\gamma^*$	203 ± 24	27.1 ± 3.8	25.5 ± 2.9	20.3 ± 2.1
$t\bar{t}W + t\bar{t}WW$	254 ± 34	3.8 ± 0.5	17.4 ± 2.4	2.6 ± 0.4
WZ	198 ± 37	42.5 ± 8.7	8.4 ± 1.6	11.8 ± 2.2
ZZ	98 ± 13	34.2 ± 4.8	1.9 ± 0.3	1.8 ± 0.3
DY	4480 ± 460	1430.0 ± 220	519 ± 28	250 ± 16
$t\bar{t}$ +jets	41900 ± 1900	861 ± 98	–	–
Misidentified leptons	25300 ± 1900	3790 ± 220	–	–
Rare backgrounds	1930 ± 420	60 ± 14	5.9 ± 1.3	5.6 ± 1.3
Conversion	–	–	0.5 ± 0.2	–
$ggH + qqH + VH + t\bar{t}VH$	38.5 ± 3.6	26.7 ± 3.6	0.8 ± 0.1	–
Total expected background	73550 ± 610	6290 ± 130	584 ± 27	295 ± 16
Data	73736	6310	603	307
Process	$4\ell + 0\tau_h$	$3\ell + 1\tau_h$	$2\ell + 2\tau_h$	
$t\bar{t}H$	2.0 ± 0.5	4.0 ± 0.9	2.2 ± 0.5	
tH	0.2 ± 0.2	0.8 ± 0.6	0.3 ± 0.2	
$t\bar{t}Z + t\bar{t}\gamma^*$	5.9 ± 0.4	6.6 ± 0.7	2.5 ± 0.3	
$t\bar{t}W + t\bar{t}WW$	0.2 ± 0.0	1.1 ± 0.2	–	
ZZ	0.6 ± 0.2	0.3 ± 0.1	0.2 ± 0.0	
Misidentified leptons	–	1.5 ± 0.9	3.4 ± 0.9	
Rare backgrounds	0.6 ± 0.1	1.0 ± 0.3	0.3 ± 0.1	
Conversion	–	–	–	
Total expected background	7.4 ± 0.5	11.5 ± 1.3	6.8 ± 1.0	
Data	12	18	3	

normalization, but not the shape of the distribution of the discriminating observables, are represented by a Gamma probability density function if they are statistical in origin, e.g. if they correspond to the number of events observed in a CR, and otherwise by a log-normal probability density function; systematic uncertainties that also affect the shape of distributions of the discriminating observables are incorporated into the ML fit via the technique detailed in Ref. [105] and represented by a Gaussian probability density function.

The rates of the $t\bar{t}W$ and $t\bar{t}Z$ backgrounds are separately left unconstrained in the fit. The rate of the small $t\bar{t}WW$ background is constrained to scale by the same factor with respect to its SM expectation as the rate of the $t\bar{t}W$ background.

Statistical fluctuations in the background predictions arise because of a limited number of events in the MC simulation as well as in the ARs that are used to estimate the misidentified leptons and flips backgrounds from data. These fluctuations are incorporated into the likelihood function via the approach described in Ref. [106].

Further details concerning the treatment of systematic uncertainties and concerning the choice of the functions $p(\tilde{\theta}_k|\theta_k)$ are given in Refs. [105, 107, 108].

A complication in the signal extraction arises from the fact that a deviation in the top quark Yukawa coupling y_t with respect to the SM expectation m_t/v would change the distribution of kinematic observables for the tH signal and alter the proportion between the tH and $t\bar{t}H$ signal rates. We address this complication by first determining the production rates for the tH and $t\bar{t}H$ signals, assuming that the distributions of kinematic observables for the tH signal conform to the distributions expected in the SM; we then determine the Yukawa coupling y_t of the Higgs boson to the top quark, accounting for modifications in the interference effects for the tH signal. These studies assume a Higgs boson mass of 125 GeV.

Assuming the distributions of the discriminating observables for the tH and $t\bar{t}H$ signals agree with their SM expectation, the production rate for the $t\bar{t}H$ signal is measured to be $\mu_{t\bar{t}H} = 0.92 \pm 0.19$ (stat) $^{+0.17}_{-0.13}$ (syst) times the SM expectation, equivalent to a $t\bar{t}H$ production cross section for $t\bar{t}H$ production of 466 ± 96 (stat) $^{+70}_{-56}$ (syst) fb, and that of the tH signal is measured to be $\mu_{tH} = 5.7 \pm 2.7$ (stat) ± 3.0 (syst) times the SM expectation for this production rate, equivalent to a cross section for tH production of 510 ± 200 (stat) ± 220 (syst) fb. The corresponding observed (expected) significance of the $t\bar{t}H$ signal amounts to 4.7 (5.2) standard deviations, assuming the tH process to have the SM production rate, and that of the tH signal to 1.4 (0.3) standard deviations, also assuming the $t\bar{t}H$ process to have the SM production rate. We have estimated the agreement between the data and our statistical model by using a goodness-of-fit test to the saturated model, obtaining a p-value of 0.097, showing no indication of a significant difference between data and the assumed model.

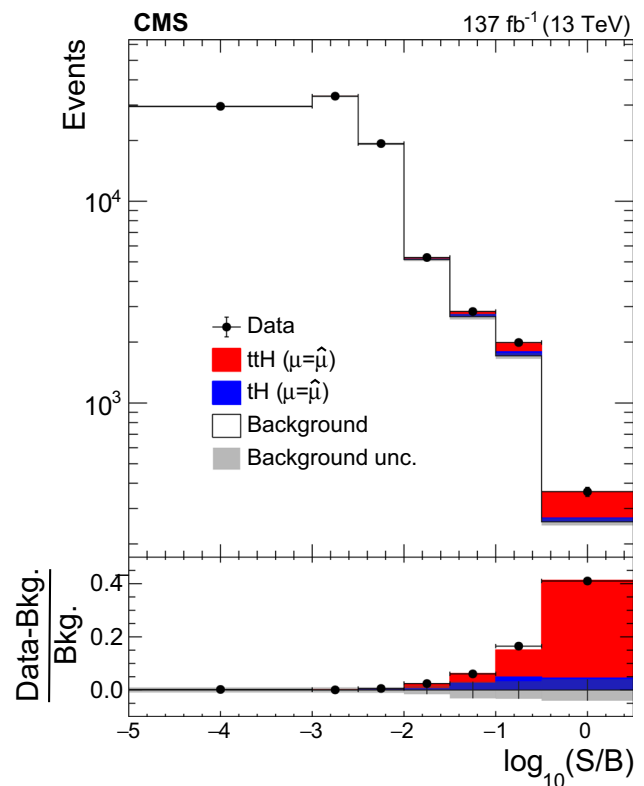


Fig. 13 Distribution of the decimal logarithm of the ratio between the expected $t\bar{t}H + tH$ signal and the expected sum of background contributions in each bin of the 105 distributions that are included in the ML fit used for the signal extraction. The distributions expected for signal and background processes are computed for $\hat{\mu}_{t\bar{t}H} = 0.92$, $\hat{\mu}_{tH} = 5.7$, and the values of nuisance parameters obtained from the ML fit

The distributions that are included in the ML fit are shown in Figs. 8, 9, 10, 11 and 12. In the $2\ell SS + 0\tau_h$ and $3\ell + 0\tau_h$ channels, we show the distributions of the activation values of ANN output nodes in the different subcategories based on lepton flavor and on the multiplicity of b-tagged jets in a single histogram, concatenating histogram bins as appropriate, and enumerate the bins by a monotonically increasing number. The distributions expected for the $t\bar{t}H$ and tH signals, as well as the expected background contributions, are shown for the value of the POI and of nuisance parameters obtained from the ML fit. The uncertainty bands shown in the figures represent the total uncertainty in the sum of signal and background contributions that remains after having determined the value of the nuisance parameters through the ML fit. These bands are computed by randomly sampling from the covariance matrix of the nuisance parameters as determined by the ML fit and adding the statistical uncertainties in the background predictions in quadrature. The data are in agreement with the sum of contributions estimated by the ML fit for the $t\bar{t}H$ and tH signals and for the background processes. The corresponding event yields are given in Table 8. In the $2\ell SS + 0\tau_h$, $3\ell + 0\tau_h$, and $2\ell SS + 1\tau_h$ channels, the sums

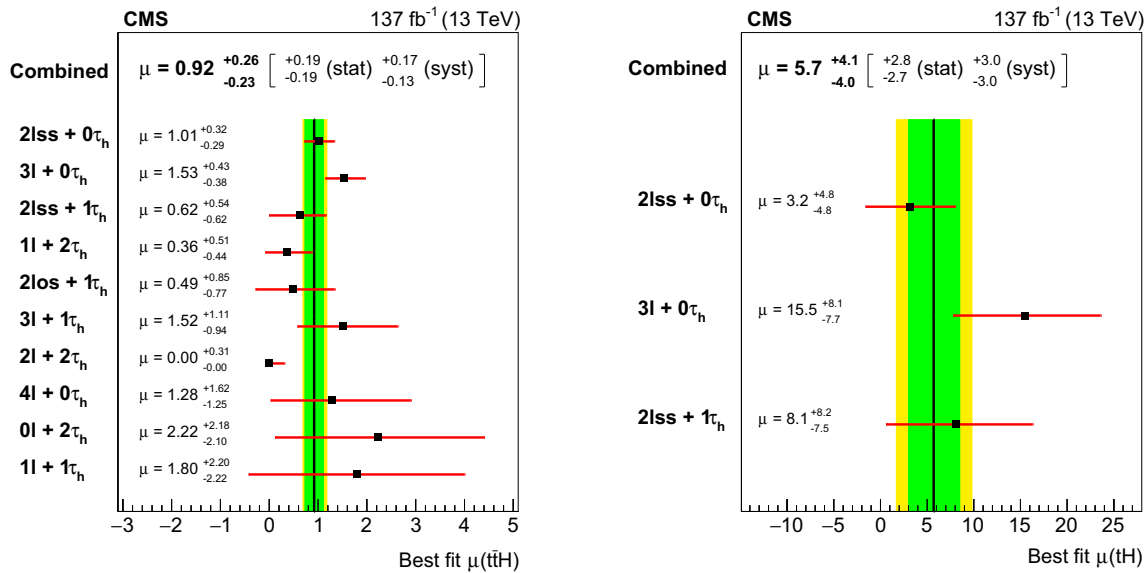


Fig. 14 Production rate $\hat{\mu}_{\bar{t}tH}$ of the $\bar{t}tH$ signal (left) and $\hat{\mu}_{tH}$ of tH signal (right), in units of their rate of production expected in the SM, measured in each of the ten channels individually and for the combi-

nation of all channels. The central value of the signal strength in the $2l + 2\tau_h$ is constrained to be greater than zero

of events yields in all ANN output node categories are given in the table.

The event yields of background processes obtained from the ML fit agree reasonably well with their expected production rate, given the uncertainties. In particular, the production rates of the $\bar{t}tZ$ and $\bar{t}tW$ backgrounds are determined to be $\mu_{\bar{t}tZ} = 1.03 \pm 0.14$ (stat+syst) and $\mu_{\bar{t}tW} = 1.43 \pm 0.21$ (stat+syst) times their SM expectation, as obtained from the MC simulation.

The evidence for the presence of the $\bar{t}tH$ and tH signals in the data is illustrated in Fig. 13, in which each bin of the distributions that are included in the ML fit is classified according to the expected ratio of the number of $\bar{t}tH + tH$ signal (S) over background (B) events in that bin. A significant excess of events with respect to the background expectation is visible in the bins with the highest expected S/B ratio.

The $\bar{t}tH$ signal rates measured in the ten individual channels are shown in Fig. 14, obtained by performing a likelihood fit in which signal rates are parametrized with independent parameters, one for each channel. The measurement of the tH production rate is only shown in the $2lSS + 0\tau_h$, $3l + 0\tau_h$, and $2lSS + 1\tau_h$ channels, which employ a multiclass ANN to separate the tH from the $\bar{t}tH$ signal. The sensitivity of the other channels to the tH signal is small. The $\bar{t}tH$ and tH production rates obtained from the simultaneous fit of all channels are also shown in the figure. The signal rates measured in individual channels are compatible with each other and with the $\bar{t}tH$ and tH production rates obtained from the simultaneous fit of all channels. The largest deviation from the SM expectation is observed in the $\bar{t}tH$ production rate in

the $2l + 2\tau_h$ channel, where the best fit value of the $\bar{t}tH$ signal rate is negative, reflecting the deficit of observed events compared to the background expectation in this channel, as shown in Fig. 11. The value and uncertainty shown in Fig. 14 are obtained after requiring the $\bar{t}tH$ production rates in this channel to be positive. The value measured in the $2l + 2\tau_h$ channel is compatible with the SM expectation at the level of 1.94 standard deviations when constraining the signal strength in that channel to be larger than zero. The sensitivity of individual channels can be inferred from the size of the uncertainty band in the measured signal strengths. The channel providing the highest sensitivity is the $2lSS + 0\tau_h$ channel, which is the channel providing the largest signal yield, followed by the $3l + 0\tau_h$ and $2lSS + 1\tau_h$ channels.

Figure 15 shows the correlations between the measured $\bar{t}tH$ and tH signal rates and those between the signal rates and the production rates of the $\bar{t}tZ$ and $\bar{t}tW$ backgrounds. All correlations are of moderate size, demonstrating the performance achieved by the multiclass ANN in distinguishing the tH and $\bar{t}tH$ signals as well as in separating the $\bar{t}tH$ and tH signals from the $\bar{t}tZ$ and $\bar{t}tW$ backgrounds.

In the CA described in Sect. 8.1, the measured production rate for the $\bar{t}tH$ signal is $\hat{\mu}_{\bar{t}tH} = 0.5 \pm 0.3$ (stat+syst), $\hat{\mu}_{\bar{t}tH} = 1.3 \pm 0.5$ (stat+syst), $\hat{\mu}_{\bar{t}tH} = 0.9 \pm 0.4$ (stat+syst), and $\hat{\mu}_{\bar{t}tH} = 1.5 \pm 1.5$ (stat+syst) times the SM expectation, in the $2lSS + 0\tau_h$, $3l + 0\tau_h$, $2lSS + 1\tau_h$, and $4l + 0\tau_h$ channels, respectively, while $\hat{\mu}_{\bar{t}tH} = 0.91 \pm 0.21$ (stat) ± 0.18 (syst) is obtained for the simultaneous ML fit of all four channels. The $3l$ - and $4l$ -CRs are included in each of these ML fits. The corresponding

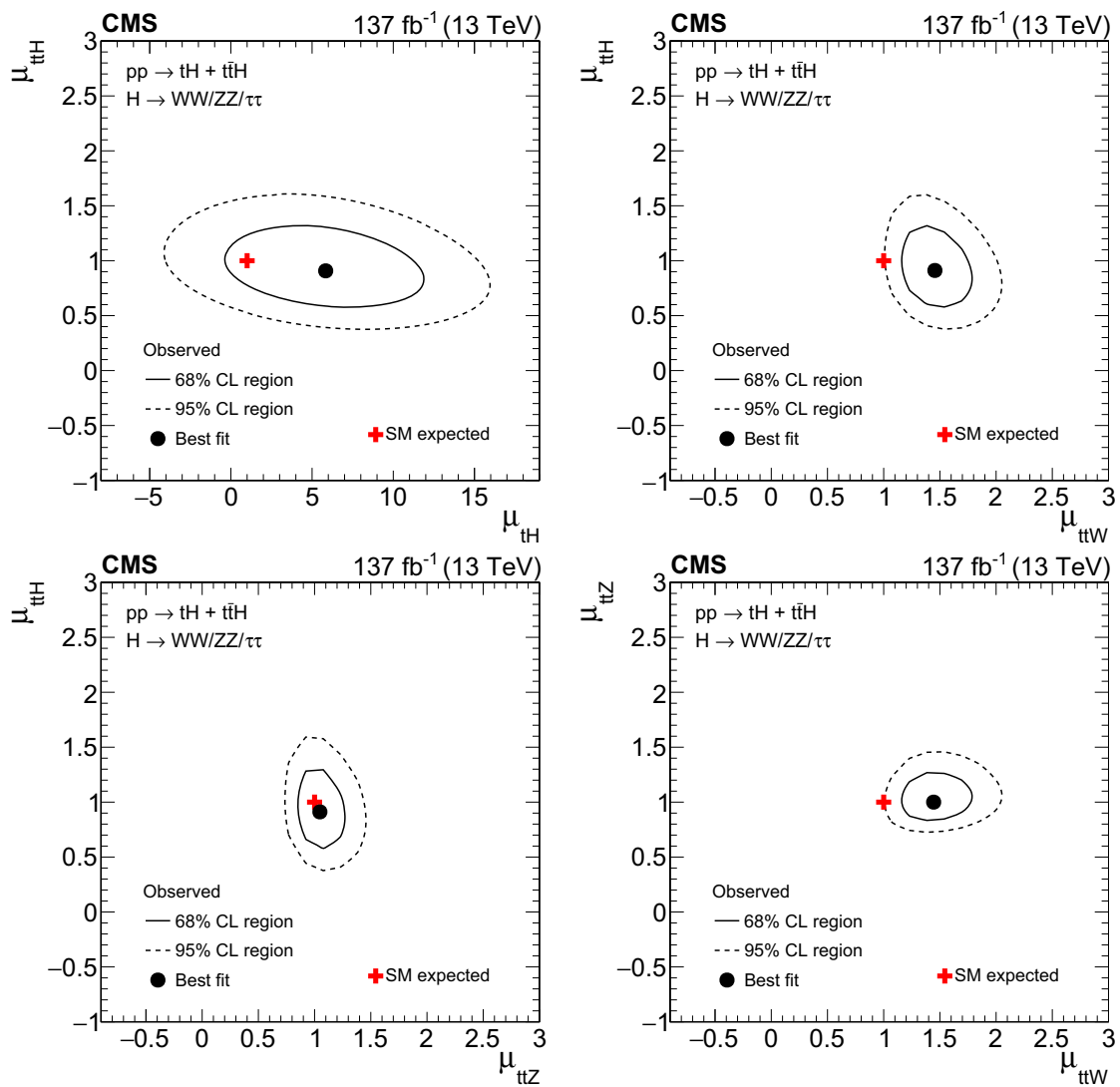


Fig. 15 Two-dimensional contours of the likelihood function \mathcal{L} , given by Eq. (3), as a function of the production rates of the $\bar{t}tH$ and tH signals ($\mu_{\bar{t}tH}$ and μ_{tH}) and of the $t\bar{t}Z$ and $t\bar{t}W$ backgrounds ($\mu_{t\bar{t}Z}$ and $\mu_{t\bar{t}W}$).

The two production rates that are not shown on either the x or the y axis are profiled such that the function \mathcal{L} attains its minimum at each point in the x - y plane

observed (expected) significance of the $\bar{t}tH$ signal in the CA amounts to 3.8 (4.0) standard deviations.

We now drop the assumption that the distributions of kinematic observables for the tH signal conform to the distributions expected in the SM and determine the Yukawa coupling y_t of the Higgs boson to the top quark. We parametrize the production rates $\hat{\mu}_{\bar{t}tH}$ and $\hat{\mu}_{tH}$ of the $\bar{t}tH$ and tH signals as a function of the ratio of the top quark Yukawa coupling y_t to its SM expectation m_t/v . We refer to this ratio as the coupling modifier and denote it by the symbol κ_t . The effect of the interference, described in Sect. 1, between the diagrams in Fig. 2 on the distributions of kinematic observables is parametrized as a function of κ_t and fully taken into account, adjusting the event yield for the tH signal as well as

the distributions of the outputs of the BDTs and ANNs for each value of κ_t . The changes in the kinematical properties of the event affect the probability for tH signal events to pass the event selection criteria. The effect is illustrated in Fig. 16, which shows the variation of the product of acceptance and efficiency for the tHq and tHW signal contributions in each decay mode of the Higgs boson as a function of the ratio κ_t/κ_V , where κ_V denotes the coupling of the Higgs boson to the W boson with respect to the SM expectation for this coupling. The coupling of the Higgs boson to the Z boson with respect to its SM expectation is assumed to scale by the same value κ_V . Variations of the coupling modifier κ_V from the SM expectation $\kappa_V = 1$ affect the interference between the diagrams in Fig. 2 as well as the branching fractions of

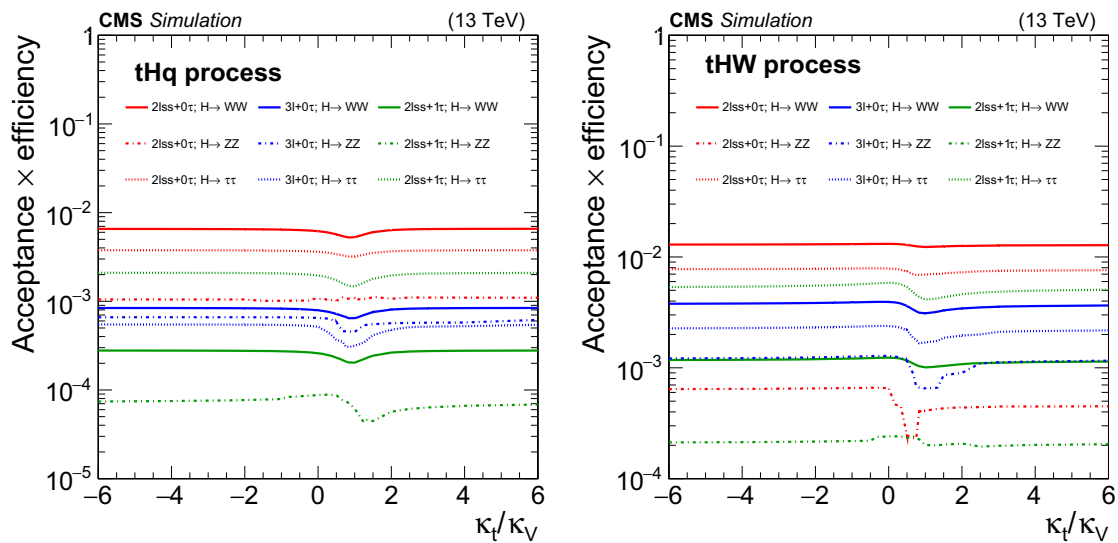


Fig. 16 Probability for tH signal events produced by the tHq (left) and tHW (right) production process to pass the event selection criteria for the $2\ell SS + 0\tau_h$, $3\ell + 0\tau_h$, and $2\ell SS + 1\tau_h$ channels in each of the Higgs

boson decay modes as a function of the ratio κ_t/κ_V of the Higgs boson couplings to the top quark and to the W boson

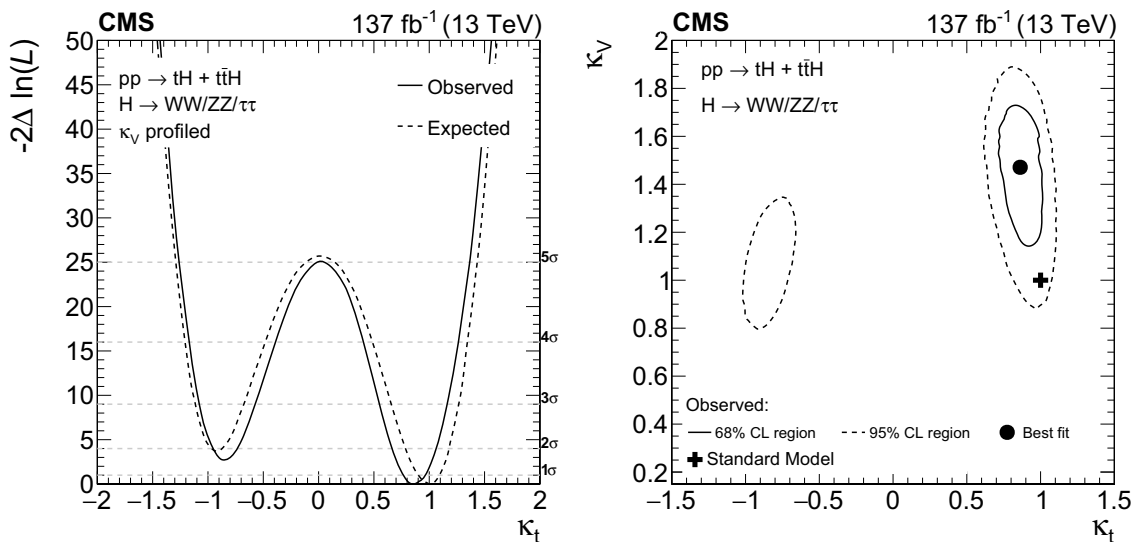


Fig. 17 Dependence of the likelihood function \mathcal{L} in Eq. (3), as a function of κ_t , profiling over κ_V (left), and as a function of κ_t and κ_V (right)

the Higgs boson decay modes $H \rightarrow WW$ and $H \rightarrow ZZ$. We compute the compatibility of the data with different values of κ_t and κ_V , as is shown in Fig. 17. We obtain a 95% confidence level (CL) region on κ_t consisting of the union of the two intervals $-0.9 < \kappa_t < -0.7$ and $0.7 < \kappa_t < 1.1$ at 95% confidence level (CL). At 95% CL, both the inverted top coupling scenario and the SM expectation $\kappa_t = 1$ are in agreement with the data.

10 Summary

The rate for Higgs boson production in association with either one or two top quarks has been measured in events containing multiple electrons, muons, and hadronically decaying tau leptons, using data recorded by the CMS experiment in pp collisions at $\sqrt{s} = 13$ TeV in 2016, 2017, and 2018. The analyzed data corresponds to an integrated luminosity of 137 fb^{-1} . Ten different experimental signatures are considered in the analysis, differing by the multiplicity of electrons, muons, and hadronically decaying tau leptons, and targeting events in which the Higgs boson decays

via $H \rightarrow WW$, $H \rightarrow \tau\tau$, or $H \rightarrow ZZ$, whereas the top quark(s) decay either semi-leptonically or hadronically. The measured production rates for the $t\bar{t}H$ and tH signals amount to 0.92 ± 0.19 (stat) $^{+0.17}_{-0.13}$ (syst) and 5.7 ± 2.7 (stat) ± 3.0 (syst) times their respective standard model (SM) expectations. The corresponding observed (expected) significance amounts to 4.7 (5.2) standard deviations for $t\bar{t}H$, and to 1.4 (0.3) for tH production. Assuming that the Higgs boson coupling to the tau lepton is equal in strength to the values expected in the SM, the coupling y_t of the Higgs boson to the top quark divided by its SM expectation, $\kappa_t = y_t/y_t^{\text{SM}}$, is constrained to be within $-0.9 < \kappa_t < -0.7$ or $0.7 < \kappa_t < 1.1$, at 95% confidence level. This result is the most sensitive measurement of the $t\bar{t}H$ production rate to date.

Acknowledgements We congratulate our colleagues in the CERN accelerator departments for the excellent performance of the LHC and thank the technical and administrative staffs at CERN and at other CMS institutes for their contributions to the success of the CMS effort. In addition, we gratefully acknowledge the computing centers and personnel of the Worldwide LHC Computing Grid for delivering so effectively the computing infrastructure essential to our analyses. Finally, we acknowledge the enduring support for the construction and operation of the LHC and the CMS detector provided by the following funding agencies: BMBWF and FWF (Austria); FNRS and FWO (Belgium); CNPq, CAPES, FAPERJ, FAPERGS, and FAPESP (Brazil); MES (Bulgaria); CERN; CAS, MoST, and NSFC (China); COLCIENCIAS (Colombia); MSES and CSF (Croatia); RIF (Cyprus); SENESCYT (Ecuador); MoER, ERC PUT and ERDF (Estonia); Academy of Finland, MEC, and HIP (Finland); CEA and CNRS/IN2P3 (France); BMBF, DFG, and HGF (Germany); GSRT (Greece); NKFI (Hungary); DAE and DST (India); IPM (Iran); SFI (Ireland); INFN (Italy); MSIP and NRF (Republic of Korea); MES (Latvia); LAS (Lithuania); MOE and UM (Malaysia); BUAP, CINVESTAV, CONACYT, LNS, SEP, and UASLP-FAI (Mexico); MOS (Montenegro); MBIE (New Zealand); PAEC (Pakistan); MSHE and NSC (Poland); FCT (Portugal); JINR (Dubna); MON, RosAtom, RAS, RFBR, and NRC KI (Russia); MESTD (Serbia); SEIDI, CPAN, PCTI, and FEDER (Spain); MOSTR (Sri Lanka); Swiss Funding Agencies (Switzerland); MST (Taipei); ThEP Center, IPST, STAR, and NSTDA (Thailand); TUBITAK and TAEK (Turkey); NASU (Ukraine); STFC (United Kingdom); DOE and NSF (USA). Individuals have received support from the Marie-Curie program and the European Research Council and Horizon 2020 Grant, contract Nos. 675440, 724704, 752730, and 765710 (European Union); the Leventis Foundation; the A.P. Sloan Foundation; the Alexander von Humboldt Foundation; the Belgian Federal Science Policy Office; the Fonds pour la Formation à la Recherche dans l'Industrie et dans l'Agriculture (FRIA-Belgium); the Agentschap voor Innovatie door Wetenschap en Technologie (IWT-Belgium); the F.R.S.-FNRS and FWO (Belgium) under the "Excellence of Science – EOS" – be.h project n. 30820817; the Beijing Municipal Science and Technology Commission, No. Z191100007219010; the Ministry of Education, Youth and Sports (MEYS) of the Czech Republic; the Deutsche Forschungsgemeinschaft (DFG) under Germany's Excellence Strategy – EXC 2121 "Quantum Universe" – 390833306; the Lendület ("Momentum") Program and the János Bolyai Research Scholarship of the Hungarian Academy of Sciences, the New National Excellence Program ÚNKP, the NKFI research grants 123842, 123959, 124845, 124850, 125105, 128713, 128786, and 129058 (Hungary); the Council of Science and Industrial Research, India; the HOMING PLUS program of the Foundation for Polish Science, cofinanced from European Union, Regional Development Fund, the Mobility Plus program of the Ministry of Sci-

ence and Higher Education, the National Science Center (Poland), contracts Harmonia 2014/14/M/ST2/00428, Opus 2014/13/B/ST2/02543, 2014/15/B/ST2/03998, and 2015/19/B/ST2/02861, Sonata-bis 2012/07/E/ST2/01406; the National Priorities Research Program by Qatar National Research Fund; the Ministry of Science and Higher Education, project no. 02.a03.21.0005 (Russia); the Tomsk Polytechnic University Competitiveness Enhancement Program; the Programa Estatal de Fomento de la Investigación Científica y Técnica de Excelencia María de Maeztu, grant MDM-2015-0509 and the Programa Severo Ochoa del Principado de Asturias; the Thalís and Aristeia programs cofinanced by EU-ESF and the Greek NSRF; the Rachadapisek Sompot Fund for Postdoctoral Fellowship, Chulalongkorn University and the Chulalongkorn Academic into Its 2nd Century Project Advancement Project (Thailand); the Kavli Foundation; the Nvidia Corporation; the SuperMicro Corporation; the Welch Foundation, contract C-1845; and the Weston Havens Foundation (USA).

Data Availability Statement This manuscript has no associated data or the data will not be deposited. [Authors' comment: Release and preservation of data used by the CMS Collaboration as the basis for publications is guided by the CMS policy as written in its document "CMS data preservation, re-use and open access policy" (<https://cms-docdb.cern.ch/cgi-bin/PublicDocDB/RetrieveFile?docid=6032&filename=CMSDataPolicyV1.2.pdf&version=2>).]

Declarations

Conflict of interest The authors declare that they have no conflict of interest.

Open Access This article is licensed under a Creative Commons Attribution 4.0 International License, which permits use, sharing, adaptation, distribution and reproduction in any medium or format, as long as you give appropriate credit to the original author(s) and the source, provide a link to the Creative Commons licence, and indicate if changes were made. The images or other third party material in this article are included in the article's Creative Commons licence, unless indicated otherwise in a credit line to the material. If material is not included in the article's Creative Commons licence and your intended use is not permitted by statutory regulation or exceeds the permitted use, you will need to obtain permission directly from the copyright holder. To view a copy of this licence, visit <http://creativecommons.org/licenses/by/4.0/>. Funded by SCOAP³.




























References

1. ATLAS Collaboration, Observation of a new particle in the search for the standard model Higgs boson with the ATLAS detector at the LHC. *Phys. Lett. B* **716**, 1 (2012). <https://doi.org/10.1016/j.physletb.2012.08.020>. arXiv:1207.7214
2. CMS Collaboration, Observation of a new boson at a mass of 125 GeV with the CMS experiment at the LHC. *Phys. Lett. B* **716**, 30 (2012). <https://doi.org/10.1016/j.physletb.2012.08.021>. arXiv:1207.7235
3. CMS Collaboration, Observation of a new boson with mass near 125 GeV in pp collisions at $\sqrt{s} = 7$ and 8 TeV. *JHEP* **06**, 081 (2013). [https://doi.org/10.1007/JHEP06\(2013\)081](https://doi.org/10.1007/JHEP06(2013)081). arXiv:1303.4571
4. F. Englert, R. Brout, Broken symmetry and the mass of gauge vector mesons. *Phys. Rev. Lett.* **13**, 321 (1964). <https://doi.org/10.1103/PhysRevLett.13.321>


5. P.W. Higgs, Broken symmetries, massless particles and gauge fields. *Phys. Lett.* **12**, 132 (1964). [https://doi.org/10.1016/0031-9163\(64\)91136-9](https://doi.org/10.1016/0031-9163(64)91136-9)
6. P.W. Higgs, Broken symmetries and the masses of gauge bosons. *Phys. Rev. Lett.* **13**, 508 (1964). <https://doi.org/10.1103/PhysRevLett.13.508>
7. G.S. Guralnik, C.R. Hagen, T.W.B. Kibble, Global conservation laws and massless particles. *Phys. Rev. Lett.* **13**, 585 (1964). <https://doi.org/10.1103/PhysRevLett.13.585>
8. Particle Data Group, P.A. Zyla et al., Review of particle physics. *Prog. Theor. Exp. Phys.* **2020**, 083C01 (2020). <https://doi.org/10.1093/ptep/ptaa104>
9. B.A. Dobrescu, C.T. Hill, Electroweak symmetry breaking via top condensation seesaw. *Phys. Rev. Lett.* **81**, 2634 (1998). <https://doi.org/10.1103/PhysRevLett.81.2634>. arXiv:hep-ph/9712319
10. R.S. Chivukula, B.A. Dobrescu, H. Georgi, C.T. Hill, Top quark seesaw theory of electroweak symmetry breaking. *Phys. Rev. D* **59**, 075003 (1999). <https://doi.org/10.1103/PhysRevD.59.075003>. arXiv:hep-ph/9809470
11. D. Delepine, J.M. Gerard, R Gonzalez Felipe, Is the standard Higgs scalar elementary? *Phys. Lett. B* **372**, 271 (1996). [https://doi.org/10.1016/0370-2693\(96\)00048-2](https://doi.org/10.1016/0370-2693(96)00048-2). arXiv:hep-ph/9512339
12. ATLAS and C. Collaborations, Measurements of the Higgs boson production and decay rates and constraints on its couplings from a combined ATLAS and CMS analysis of the LHC pp collision data at $\sqrt{s} = 7$ and 8 TeV. *JHEP* **08**, 045 (2016). [https://doi.org/10.1007/JHEP08\(2016\)045](https://doi.org/10.1007/JHEP08(2016)045). arXiv:1606.02266
13. S. Biswas, E. Gabrielli, F. Margaroli, B. Mele, Direct constraints on the top-Higgs coupling from the 8 TeV LHC data. *JHEP* **07**, 073 (2013). [https://doi.org/10.1007/JHEP07\(2013\)073](https://doi.org/10.1007/JHEP07(2013)073). arXiv:1304.1822
14. B. Hespel, F. Maltoni, E. Vryonidou, Higgs and Z boson associated production via gluon fusion in the SM and the 2HDM. *JHEP* **06**, 065 (2015). [https://doi.org/10.1007/JHEP06\(2015\)065](https://doi.org/10.1007/JHEP06(2015)065). arXiv:1503.01656
15. CMS Collaboration, Search for the associated production of the Higgs boson with a top quark pair. *JHEP* **09**, 087 (2014). [https://doi.org/10.1007/JHEP09\(2014\)087](https://doi.org/10.1007/JHEP09(2014)087). arXiv:1408.1682 [Erratum: [https://doi.org/10.1007/JHEP10\(2014\)106](https://doi.org/10.1007/JHEP10(2014)106)]
16. ATLAS Collaboration, Search for $H \rightarrow \gamma\gamma$ produced in association with top quarks and constraints on the Yukawa coupling between the top quark and the Higgs boson using data taken at 7 TeV and 8 TeV with the ATLAS detector. *Phys. Lett. B* **740**, 222 (2015). <https://doi.org/10.1016/j.physletb.2014.11.049>. arXiv:1409.3122
17. ATLAS Collaboration, Search for the standard model Higgs boson produced in association with top quarks and decaying into $b\bar{b}$ in pp collisions at $\sqrt{s} = 8$ TeV with the ATLAS detector. *Eur. Phys. J. C* **75**, 349 (2015). <https://doi.org/10.1140/epjc/s10052-015-3543-1>. arXiv:1503.05066
18. ATLAS Collaboration, Search for the associated production of the Higgs boson with a top quark pair in multilepton final states with the ATLAS detector. *Phys. Lett. B* **749**, 519 (2015). <https://doi.org/10.1016/j.physletb.2015.07.079>. arXiv:1506.05988
19. ATLAS Collaboration, Search for the standard model Higgs boson decaying into $b\bar{b}$ produced in association with top quarks decaying hadronically in pp collisions at $\sqrt{s} = 8$ TeV with the ATLAS detector. *JHEP* **05**, 160 (2016). [https://doi.org/10.1007/JHEP05\(2016\)160](https://doi.org/10.1007/JHEP05(2016)160). arXiv:1604.03812
20. CMS Collaboration, Measurements of properties of the Higgs boson decaying into the four-lepton final state in pp collisions at $\sqrt{s} = 13$ TeV. *JHEP* **11**, 047 (2017). [https://doi.org/10.1007/JHEP11\(2017\)047](https://doi.org/10.1007/JHEP11(2017)047). arXiv:1706.09936
21. ATLAS Collaboration, Evidence for the associated production of the Higgs boson and a top quark pair with the ATLAS detector. *Phys. Rev. D* **97**, (2018). <https://doi.org/10.1103/PhysRevD.97.072003>. arXiv:1712.08891
22. ATLAS Collaboration, Search for the standard model Higgs boson produced in association with top quarks and decaying into a $b\bar{b}$ pair in pp collisions at $\sqrt{s} = 13$ TeV with the ATLAS detector. *Phys. Rev. D* **97**, (2018). <https://doi.org/10.1103/PhysRevD.97.072016>. arXiv:1712.08895
23. CMS Collaboration, Evidence for associated production of a Higgs boson with a top quark pair in final states with electrons, muons, and hadronically decaying τ leptons at $\sqrt{s} = 13$ TeV. *JHEP* **08**, 066 (2018). [https://doi.org/10.1007/JHEP08\(2018\)066](https://doi.org/10.1007/JHEP08(2018)066). arXiv:1803.05485
24. CMS Collaboration, Search for $t\bar{t}H$ production in the all-jet final state in proton-proton collisions at $\sqrt{s} = 13$ TeV. *JHEP* **06**, 101 (2018). [https://doi.org/10.1007/JHEP06\(2018\)101](https://doi.org/10.1007/JHEP06(2018)101). arXiv:1803.06986
25. CMS Collaboration, Measurements of Higgs boson properties in the diphoton decay channel in proton-proton collisions at $\sqrt{s} = 13$ TeV. *JHEP* **11**, 185 (2018). [https://doi.org/10.1007/JHEP11\(2018\)185](https://doi.org/10.1007/JHEP11(2018)185). arXiv:1804.02716
26. CMS Collaboration, Search for $t\bar{t}H$ production in the $H \rightarrow b\bar{b}$ decay channel with leptonic $t\bar{t}$ decays in proton-proton collisions at $\sqrt{s} = 13$ TeV. *JHEP* **03**, 026 (2019). [https://doi.org/10.1007/JHEP03\(2019\)026](https://doi.org/10.1007/JHEP03(2019)026). arXiv:1804.03682
27. CMS Collaboration, Observation of $t\bar{t}H$ production. *Phys. Rev. Lett.* **120**, 231801 (2018). <https://doi.org/10.1103/PhysRevLett.120.231801>. arXiv:1804.02610
28. ATLAS Collaboration, Observation of Higgs boson production in association with a top quark pair at the LHC with the ATLAS detector. *Phys. Lett. B* **784**, 173 (2018). <https://doi.org/10.1016/j.physletb.2018.07.035>. arXiv:1806.00425
29. CMS Collaboration, Search for the associated production of a Higgs boson with a single top quark in proton-proton collisions at $\sqrt{s} = 8$ TeV. *JHEP* **06**, 177 (2016). [https://doi.org/10.1007/JHEP06\(2016\)177](https://doi.org/10.1007/JHEP06(2016)177). arXiv:1509.08159
30. CMS Collaboration, Search for associated production of a Higgs boson and a single top quark in proton-proton collisions at $\sqrt{s} = 13$ TeV. *Phys. Rev. D* **99**, 092005 (2019). <https://doi.org/10.1103/PhysRevD.99.092005>. arXiv:1811.09696
31. ATLAS Collaboration, CP properties of Higgs boson interactions with top quarks in the $t\bar{t}H$ and tH processes using $H \rightarrow \gamma\gamma$ with the ATLAS detector. *Phys. Rev. Lett.* **125**, 061802 (2020). <https://doi.org/10.1103/PhysRevLett.125.061802>. arXiv:2004.04545
32. H. Voss, A. Höcker, J. Stelzer, F. Tegenfeldt, TMVA, the toolkit for multivariate data analysis with ROOT. in *Xlth International Workshop on Advanced Computing and Analysis Techniques in Physics Research (ACAT)*, p. 40. (2007). arXiv:physics/0703039 [PoS(ACAT)040]. <https://doi.org/10.22323/1.050.0040>
33. T. Chen, C. Guestrin, XGBoost: a scalable tree boosting system. in *Proceedings of the 22nd ACM SIGKDD International Conference on Knowledge Discovery and Data Mining* (2016). <https://doi.org/10.1145/2939672.2939785>
34. F. Pedregosa et al., Scikit-learn: machine learning in python. *JMLR* **12**, 2825 (2011). <https://doi.org/10.5555/1953048.2078195>
35. K. Kondo, Dynamical likelihood method for reconstruction of events with missing momentum. 1: method and toy models. *J. Phys. Soc. Jpn.* **57**, 4126 (1988). <https://doi.org/10.1143/JPSJ.57.4126>
36. K. Kondo, Dynamical likelihood method for reconstruction of events with missing momentum. 2: mass spectra for $2 \rightarrow 2$ processes. *J. Phys. Soc. Jpn.* **60**, 836 (1991). <https://doi.org/10.1143/JPSJ.60.836>
37. CMS Collaboration, The CMS trigger system. *JINST* **12**, P01020 (2017). <https://doi.org/10.1088/1748-0221/12/01/P01020>. arXiv:1609.02366

38. CMS Collaboration, The CMS experiment at the CERN LHC. *JINST* **3**, S08004 (2008). <https://doi.org/10.1088/1748-0221/3/08/S08004>
39. CMS Collaboration, CMS luminosity measurements for the 2016 data-taking period. CMS Physics Analysis Summary CMS-PAS-LUM-17-001 (2017)
40. CMS Collaboration, CMS luminosity measurement for the 2017 data-taking period at $\sqrt{s} = 13$ TeV. CMS Physics Analysis Summary CMS-PAS-LUM-17-004 (2017)
41. CMS Collaboration, CMS luminosity measurement for the 2018 data-taking period at $\sqrt{s} = 13$ TeV. CMS Physics Analysis Summary CMS-PAS-LUM-18-002 (2018)
42. J. Alwall et al., Comparative study of various algorithms for the merging of parton showers and matrix elements in hadronic collisions. *Eur. Phys. J. C* **53**, 473 (2008). <https://doi.org/10.1140/epjc/s10052-007-0490-5>. arXiv:0706.2569
43. P. Artoisenet, R. Frederix, O. Mattelaer, R. Rietkerk, Automatic spin-entangled decays of heavy resonances in Monte Carlo simulations. *JHEP* **03**, 015 (2013). [https://doi.org/10.1007/JHEP03\(2013\)015](https://doi.org/10.1007/JHEP03(2013)015). arXiv:1212.3460
44. R. Frederix, S. Frixione, Merging meets matching in MC@NLO. *JHEP* **12**, 061 (2012). [https://doi.org/10.1007/JHEP12\(2012\)061](https://doi.org/10.1007/JHEP12(2012)061). arXiv:1209.6215
45. J. Alwall et al., The automated computation of tree-level and next-to-leading order differential cross sections, and their matching to parton shower simulations. *JHEP* **07**, 079 (2014). [https://doi.org/10.1007/JHEP07\(2014\)079](https://doi.org/10.1007/JHEP07(2014)079). arXiv:1405.0301
46. R. Frederix, I. Tsinikos, Subleading EW corrections and spin-correlation effects in $t\bar{t}W$ multi-lepton signatures. *Eur. Phys. J. C* **80**, 803 (2020). <https://doi.org/10.1140/epjc/s10052-020-8388-6>. arXiv:2004.09552
47. J.A. Dror, M. Farina, E. Salvioni, J. Serra, Strong tW scattering at the LHC. *JHEP* **01**, 071 (2016). [https://doi.org/10.1007/JHEP01\(2016\)071](https://doi.org/10.1007/JHEP01(2016)071). arXiv:1511.03674
48. P. Nason, A new method for combining NLO QCD with shower Monte Carlo algorithms. *JHEP* **11**, 040 (2004). <https://doi.org/10.1088/1126-6708/2004/11/040>. arXiv:hep-ph/0409146
49. S. Frixione, P. Nason, C. Oleari, Matching NLO QCD computations with parton shower simulations: the powheg method. *JHEP* **11**, 070 (2007). <https://doi.org/10.1088/1126-6708/2007/11/070>. arXiv:0709.2092
50. S. Alioli, P. Nason, C. Oleari, E. Re, A general framework for implementing NLO calculations in shower Monte Carlo programs: the powheg box. *JHEP* **06**, 043 (2010). [https://doi.org/10.1007/JHEP06\(2010\)043](https://doi.org/10.1007/JHEP06(2010)043). arXiv:1002.2581
51. M. Czakon et al., Top-pair production at the LHC through NNLO QCD and NLO EW. *JHEP* **10**, 186 (2017). [https://doi.org/10.1007/JHEP10\(2017\)186](https://doi.org/10.1007/JHEP10(2017)186). arXiv:1705.04105
52. T. Sjöstrand et al., An introduction to pythia 8.2. *Comput. Phys. Commun.* **191**, 159 (2015). <https://doi.org/10.1016/j.cpc.2015.01.024>. arXiv:1410.3012
53. NNPDF Collaboration, Unbiased global determination of parton distributions and their uncertainties at NNLO and at LO. *Nucl. Phys. B* **855**, 153 (2012). <https://doi.org/10.1016/j.nuclphysb.2011.09.024>. arXiv:1107.2652
54. NNPDF Collaboration, Parton distributions with QED corrections. *Nucl. Phys. B* **877**, 290 (2013). <https://doi.org/10.1016/j.nuclphysb.2013.10.010>. arXiv:1308.0598
55. NNPDF Collaboration, Parton distributions for the LHC Run 2. *JHEP* **04**, 040 (2015). [https://doi.org/10.1007/JHEP04\(2015\)040](https://doi.org/10.1007/JHEP04(2015)040). arXiv:1410.8849
56. NNPDF Collaboration, Parton distributions from high-precision collider data. *Eur. Phys. J. C* **77**, 663 (2017). <https://doi.org/10.1140/epjc/s10052-017-5199-5>. arXiv:1706.00428
57. F. Maltoni, G. Ridolfi, M. Ubiali, b-initiated processes at the LHC: a reappraisal. *JHEP* **07**, 022 (2012). [https://doi.org/10.1007/JHEP07\(2012\)022](https://doi.org/10.1007/JHEP07(2012)022). arXiv:1203.6393 [Erratum: [https://doi.org/10.1007/JHEP04\(2013\)095](https://doi.org/10.1007/JHEP04(2013)095)]
58. F. Demartin, F. Maltoni, K. Mawatari, M. Zaro, Higgs production in association with a single top quark at the LHC. *Eur. Phys. J. C* **75**, 267 (2015). <https://doi.org/10.1140/epjc/s10052-015-3475-9>. arXiv:1504.00611
59. CMS Collaboration, Extraction and validation of a new set of CMS pythia 8 tunes from underlying-event measurements. *Eur. Phys. J. C* **80**, 4 (2020). <https://doi.org/10.1140/epjc/s10052-019-7499-4>. arXiv:1903.12179
60. CMS Collaboration, Investigations of the impact of the parton shower tuning in PYTHIA 8 in the modelling of $t\bar{t}$ at $\sqrt{s} = 8$ and 13 TeV. Technical Report CMS-PAS-TOP-16-021, CERN (2016)
61. CMS Collaboration, Event generator tunes obtained from underlying event and multiparton scattering measurements. *Eur. Phys. J. C* **76**, 155 (2016). <https://doi.org/10.1140/epjc/s10052-016-3988-x>. arXiv:1512.00815
62. LHC Higgs Cross Section Working Group, Handbook of LHC Higgs cross sections: 4. deciphering the nature of the Higgs sector. CERN (2016) <https://doi.org/10.23731/CYRM-2017-002>. arXiv:1610.07922
63. F. Demartin et al., tWH associated production at the LHC. *Eur. Phys. J. C* **77**, 34 (2017). <https://doi.org/10.1140/epjc/s10052-017-4601-7>. arXiv:1607.05862
64. J.M. Campbell, R.K. Ellis, C. Williams, Vector boson pair production at the LHC. *JHEP* **07**, 018 (2011). [https://doi.org/10.1007/JHEP07\(2011\)018](https://doi.org/10.1007/JHEP07(2011)018). arXiv:1105.0020
65. M. Czakon, A. Mitov, Top++: a program for the calculation of the top-pair cross section at hadron colliders. *Comput. Phys. Commun.* **185**, 2930 (2014). <https://doi.org/10.1016/j.cpc.2014.06.021>. arXiv:1112.5675
66. Y. Li, F. Petriello, Combining QCD and electroweak corrections to dilepton production in fewz. *Phys. Rev. D* **86**, 094034 (2012). <https://doi.org/10.1103/PhysRevD.86.094034>. arXiv:1208.5967
67. J.S. Gainer et al., Exploring theory space with Monte Carlo reweighting. *JHEP* **10**, 078 (2014). [https://doi.org/10.1007/JHEP10\(2014\)078](https://doi.org/10.1007/JHEP10(2014)078). arXiv:1404.7129
68. O. Mattelaer, On the maximal use of Monte Carlo samples: re-weighting events at NLO accuracy. *Eur. Phys. J. C* **76**, 674 (2016). <https://doi.org/10.1140/epjc/s10052-016-4533-7>. arXiv:1607.00763
69. GEANT4 Collaboration, Geant4—a simulation toolkit. *Nucl. Instrum. Methods A* **506**, 250 (2003). [https://doi.org/10.1016/S0168-9002\(03\)01368-8](https://doi.org/10.1016/S0168-9002(03)01368-8)
70. J. Allison et al., Recent developments in Geant4. *Nucl. Instrum. Methods A* **835**, 186 (2016). <https://doi.org/10.1016/j.nima.2016.06.125>
71. CMS Collaboration, Measurements of inclusive W and Z cross sections in pp collisions at $\sqrt{s} = 7$ TeV. *JHEP* **01**, 080 (2011). [https://doi.org/10.1007/JHEP01\(2011\)080](https://doi.org/10.1007/JHEP01(2011)080). arXiv:1012.2466
72. CMS Collaboration, Jet energy scale and resolution in the CMS experiment in pp collisions at 8 TeV. *JINST* **12**, P02014 (2017). <https://doi.org/10.1088/1748-0221/12/02/P02014>. arXiv:1607.03663
73. CMS Collaboration, Identification of heavy-flavour jets with the CMS detector in pp collisions at 13 TeV. *JINST* **13**, P05011 (2018). <https://doi.org/10.1088/1748-0221/13/05/P05011>. arXiv:1712.07158
74. CMS Collaboration, Performance of reconstruction and identification of τ leptons decaying to hadrons and ν_τ in pp collisions at $\sqrt{s} = 13$ TeV. *JINST* **13**, P10005 (2018). <https://doi.org/10.1088/1748-0221/13/10/P10005>. arXiv:1809.02816
75. CMS Collaboration, Performance of missing transverse momentum reconstruction in proton-proton collisions at $\sqrt{s} = 13$ TeV using the CMS detector. *JINST* **14**, P07004 (2019). <https://doi.org/10.1088/1748-0221/14/07/P07004>. arXiv:1903.06078

76. CMS Collaboration, Particle-flow reconstruction and global event description with the CMS detector. *JINST* **12**, P10003 (2017). <https://doi.org/10.1088/1748-0221/12/10/P10003>. [arXiv:1706.04965](https://arxiv.org/abs/1706.04965)
77. CMS Collaboration, Performance of electron reconstruction and selection with the CMS detector in proton-proton collisions at $\sqrt{s} = 8$ TeV. *JINST* **10**, P06005 (2015). <https://doi.org/10.1088/1748-0221/10/06/P06005>. [arXiv:1502.02701](https://arxiv.org/abs/1502.02701)
78. CMS Collaboration, Performance of the CMS muon detector and muon reconstruction with proton-proton collisions at $\sqrt{s} = 13$ TeV. *JINST* **13**(06), P06015 (2018). <https://doi.org/10.1088/1748-0221/13/06/P06015>. [arXiv:1804.04528](https://arxiv.org/abs/1804.04528)
79. K. Rehermann, B. Tweedie, Efficient identification of boosted semileptonic top quarks at the LHC. *JHEP* **03**, 059 (2011). [https://doi.org/10.1007/JHEP03\(2011\)059](https://doi.org/10.1007/JHEP03(2011)059). [arXiv:1007.2221](https://arxiv.org/abs/1007.2221)
80. CMS Collaboration, Search for new physics in same-sign dilepton events in proton-proton collisions at $\sqrt{s} = 13$ TeV. *Eur. Phys. J. C* **76**, 439 (2016). <https://doi.org/10.1140/epjc/s10052-016-4261-z>. [arXiv:1605.03171](https://arxiv.org/abs/1605.03171)
81. M. Cacciari, G.P. Salam, G. Soyez, The anti- k_T jet clustering algorithm. *JHEP* **04**, 063 (2008). <https://doi.org/10.1088/1126-6708/2008/04/063>. [arXiv:0802.1189](https://arxiv.org/abs/0802.1189)
82. M. Cacciari, G.P. Salam, G. Soyez, FastJet user manual. *Eur. Phys. J. C* **72**, 1896 (2012). <https://doi.org/10.1140/epjc/s10052-012-1896-2>. [arXiv:1111.6097](https://arxiv.org/abs/1111.6097)
83. CMS Collaboration, Performance of the DeepTau algorithm for the discrimination of taus against jets, electrons, and muons. CMS Detector Performance Summary CMS-DP-2019-033 (2019)
84. Y. Lecun, Generalization and network design strategies. Technical Report of the University of Toronto, CRG-TR-89-4
85. M. Cacciari, G.P. Salam, G. Soyez, The catchment area of jets. *JHEP* **04**, 005 (2008). <https://doi.org/10.1088/1126-6708/2008/04/005>. [arXiv:0802.1188](https://arxiv.org/abs/0802.1188)
86. M. Cacciari, G.P. Salam, Pileup subtraction using jet areas. *Phys. Lett. B* **659**, 119 (2008). <https://doi.org/10.1016/j.physletb.2007.09.077>. [arXiv:0707.1378](https://arxiv.org/abs/0707.1378)
87. CMS Collaboration, Jet algorithms performance in 13 TeV data. CMS Physics Analysis Summary CMS-PAS-JME-16-003 (2016)
88. CMS Collaboration, CMS Phase 1 heavy flavour identification performance and developments. CMS Detector Performance Summary CMS-DP-2017-013 (2017)
89. L. Bianchini et al., Reconstruction of the Higgs mass in events with Higgs bosons decaying into a pair of τ leptons using matrix element techniques. *Nucl. Instrum. Methods A* **862**, 54 (2017). <https://doi.org/10.1016/j.nima.2017.05.001>. [arXiv:1603.05910](https://arxiv.org/abs/1603.05910)
90. J.S. Bridle, Training stochastic model recognition algorithms as networks can lead to maximum mutual information estimation of parameters. in *Proceedings, conference on advances in neural information processing systems 2 (NIPS 1989)*, p. 211 (1990)
91. X. Glorot, A. Bordes, Y. Bengio, Deep sparse rectifier neural networks. in *Proceedings, 14th international conference on artificial intelligence and statistics (AISTATS 2011)*, vol. 15, p. 315. (2011)
92. M. Abadi et al., TensorFlow: large-scale machine learning on heterogeneous distributed systems (2016). [arXiv:1603.04467](https://arxiv.org/abs/1603.04467)
93. F. Chollet et al., Keras. GitHub (2015). <https://github.com/fchollet/keras>
94. I. Goodfellow, Y. Bengio, A. Courville, *Deep learning* (MIT Press, 2016). <http://www.deeplearningbook.org>
95. A.N. Tikhonov, Solution of incorrectly formulated problems and the regularization method. *Sov. Math. Dokl.* **4**, 1035 (1963)
96. N. Srivastava et al., Dropout: a simple way to prevent neural networks from overfitting. *JMLR* **15**, 1929 (2014)
97. CMS Collaboration, Search for electroweak production of charginos and neutralinos in multilepton final states in proton-proton collisions at $\sqrt{s} = 13$ TeV. *JHEP* **03**, 166 (2018). [https://doi.org/10.1007/JHEP03\(2018\)166](https://doi.org/10.1007/JHEP03(2018)166). [arXiv:1709.05406](https://arxiv.org/abs/1709.05406)
98. CMS Collaboration, Measurement of the inelastic proton-proton cross section at $\sqrt{s} = 13$ TeV. *JHEP* **07**, 161 (2018). [https://doi.org/10.1007/JHEP07\(2018\)161](https://doi.org/10.1007/JHEP07(2018)161). [arXiv:1802.02613](https://arxiv.org/abs/1802.02613)
99. M. Cacciari et al., The $t\bar{t}$ cross-section at 1.8 TeV and 1.96 TeV: a study of the systematics due to parton densities and scale dependence. *JHEP* **04**, 068 (2004). <https://doi.org/10.1088/1126-6708/2004/04/068>. [arXiv:hep-ph/0303085](https://arxiv.org/abs/hep-ph/0303085)
100. S. Catani, D. de Florian, M. Grazzini, P. Nason, Soft gluon resummation for Higgs boson production at hadron colliders. *JHEP* **07**, 028 (2003). <https://doi.org/10.1088/1126-6708/2003/07/028>. [arXiv:hep-ph/0306211](https://arxiv.org/abs/hep-ph/0306211)
101. R. Frederix et al., Four-lepton production at hadron colliders: MadGraph5_a mc@nlo predictions with theoretical uncertainties. *JHEP* **02**, 099 (2012). [https://doi.org/10.1007/JHEP02\(2012\)099](https://doi.org/10.1007/JHEP02(2012)099). [arXiv:1110.4738](https://arxiv.org/abs/1110.4738)
102. J. Butterworth et al., PDF4LHC recommendations for LHC Run 2. *J. Phys. G* **43**, 023001 (2016). <https://doi.org/10.1088/0954-3899/43/2/023001>. [arXiv:1510.03865](https://arxiv.org/abs/1510.03865)
103. R. Gavin, Y. Li, F. Petriello, S. Quackenbush, FEWZ 2.0: a code for hadronic Z production at next-to-next-to-leading order. *Comput. Phys. Commun.* **182**, 2388 (2011). <https://doi.org/10.1016/j.cpc.2011.06.008>. [arXiv:1011.3540](https://arxiv.org/abs/1011.3540)
104. J. Neyman, Outline of a theory of statistical estimation based on the classical theory of probability. *Philos. Trans. R. Soc. Lond. A* **236**, 333 (1937). <https://doi.org/10.1098/rsta.1937.0005>
105. J.S. Conway, Incorporating nuisance parameters in likelihoods for multisource spectra. in *Proceedings, workshop on statistical issues related to discovery claims in search experiments and unfolding (PHYSTAT 2011)*, p. 115. (2011). [arXiv:1103.0354](https://arxiv.org/abs/1103.0354). <https://doi.org/10.5170/CERN-2011-006.115>
106. R.J. Barlow, C. Beeston, Fitting using finite Monte Carlo samples. *Comput. Phys. Commun.* **77**, 219 (1993). [https://doi.org/10.1016/0010-4655\(93\)90005-W](https://doi.org/10.1016/0010-4655(93)90005-W)
107. The ATLAS Collaboration, The CMS Collaboration, The LHC Higgs Combination Group, Procedure for the LHC Higgs boson search combination in Summer 2011. Technical Report CMS-NOTE-2011-005, ATL-PHYS-PUB-2011-11 (2011)
108. CMS Collaboration, Combined results of searches for the standard model Higgs boson in pp collisions at $\sqrt{s} = 7$ TeV. *Phys. Lett. B* **710**, 26 (2012). <https://doi.org/10.1016/j.physletb.2012.02.064>. [arXiv:1202.1488](https://arxiv.org/abs/1202.1488)

CMS Collaboration**Yerevan Physics Institute, Yerevan, Armenia**A. M. Sirunyan[†], A. Tumasyan**Institut für Hochenergiephysik, Vienna, Austria**W. Adam , T. Bergauer, M. Dragicevic , J. Erö, A. Escalante Del Valle , R. Frühwirth¹, M. Jeitler¹, N. Krammer, L. Lechner, D. Liko, I. Mikulec, F. M. Pitters, N. Rad, J. Schieck¹, R. Schöfbeck , M. Spanring, S. Templ, W. Waltenberger , C. -E. Wulz¹, M. Zarucki**Institute for Nuclear Problems, Minsk, Belarus**V. Chekhovsky, A. Litomin, V. Makarenko , J. Suarez Gonzalez**Universiteit Antwerpen, Antwerp, Belgium**M. R. Darwish², E. A. De Wolf, D. Di Croce, X. Janssen , T. Kello³, A. Lelek, M. Pieters, H. Rejeb Sfar, H. Van Havermaet, P. Van Mechelen, S. Van Putte, N. Van Remortel **Vrije Universiteit Brussel, Brussels, Belgium**F. Blekman , E. S. Bols , S. S. Chhibra , J. D'Hondt , J. De Clercq , D. Lontkovskiy, S. Lowette , I. Marchesini, S. Moortgat , A. Morton , D. Müller, Q. Python , S. Tavernier, W. Van Doninck, P. Van Mulders**Université Libre de Bruxelles, Brussels, Belgium**D. Beghin, B. Bilin , B. Clerbaux , G. De Lentdecker, B. Dorney, L. Favart , A. Grebenyuk, A. K. Kalsi , I. Makarenko , L. Moureaux, L. Pétré, A. Popov , N. Postiau, E. Starling , L. Thomas , C. Vander Velde , P. Vanlaer , D. Vannerom, L. Wezenbeek**Ghent University, Ghent, Belgium**T. Cornelis , D. Dobur, M. Gruchala, I. Khvastunov⁴, M. Niedziela, C. Roskas, K. Skovpen , M. Tytgat , W. Verbeke, B. Vermassen, M. Vit**Université Catholique de Louvain, Louvain-la-Neuve, Belgium**G. Bruno, F. Bury, C. Caputo , P. David , C. Delaere , M. Delcourt, I. S. Donertas, H. El Faham, A. Giammanco , V. Lemaitre, K. Mondal, J. Prisciandaro, A. Taliercio, M. Teklishyn, P. Vischia , S. Wertz , S. Wuyckens**Centro Brasileiro de Pesquisas Fisicas, Rio de Janeiro, Brazil**G. A. Alves , C. Hensel, A. Moraes **Universidade do Estado do Rio de Janeiro, Rio de Janeiro, Brazil**W. L. Aldá Júnior , E. Belchior Batista Das Chagas, H. Brandao Malbouisson, W. Carvalho , J. Chinellato⁵, E. Coelho, E. M. Da Costa , G. G. Da Silveira⁶, D. De Jesus Damiao , S. Fonseca De Souza , J. Martins⁷, D. Matos Figueiredo, M. Medina Jaime⁸, C. Mora Herrera , L. Mundim , H. Nogima, P. Rebello Teles , L. J. Sanchez Rosas, A. Santoro, S. M. Silva Do Amaral , A. Sznajder , M. Thiel, F. Torres Da Silva De Araujo, A. Vilela Pereira **Universidade Estadual Paulista^a, Universidade Federal do ABC^b, São Paulo, Brazil**C. A. Bernardes ^{a,a}, L. Calligaris ^a, T. R. Fernandez Perez Tomei ^a, E. M. Gregores ^{a,b}, D. S. Lemos ^a, P. G. Mercadante ^{a,b}, S. F. Novaes ^a, Sandra S. Padula ^a**Institute for Nuclear Research and Nuclear Energy, Bulgarian Academy of Sciences, Sofia, Bulgaria**

A. Aleksandrov, G. Antchev, I. Atanasov, R. Hadjiiska, P. Iaydjiev, M. Misheva, M. Rodozov, M. Shopova, G. Sultanov

University of Sofia, Sofia, BulgariaA. Dimitrov, T. Ivanov, L. Litov , B. Pavlov, P. Petkov, A. Petrov**Beihang University, Beijing, China**T. Cheng, W. Fang³, Q. Guo, H. Wang, L. Yuan**Department of Physics, Tsinghua University, Beijing, China**M. Ahmad, G. Bauer, Z. Hu , Y. Wang, K. Yi^{9,10}

Institute of High Energy Physics, Beijing, China

E. Chapon , G. M. Chen¹¹, H. S. Chen¹¹, M. Chen , T. Javaid¹¹, A. Kapoor , D. Leggat, B. Li¹¹, H. Liao, Z. -A. LIU¹¹, R. Sharma , A. Spiezia, J. Tao , J. Thomas-wilsker, J. Wang, H. Zhang, S. Zhang¹¹, J. Zhao 

State Key Laboratory of Nuclear Physics and Technology, Peking University, Beijing, China

A. Agapitos, Y. Ban, C. Chen, Q. Huang, A. Levin , Q. Li , M. Lu, X. Lyu, Y. Mao, S. J. Qian, D. Wang , Q. Wang , J. Xiao


Sun Yat-Sen University, Guangzhou, China

Z. You 

Institute of Modern Physics and Key Laboratory of Nuclear Physics and Ion-beam Application (MOE), Fudan University, Shanghai, China

X. Gao³

Zhejiang University, Hangzhou, China

M. Xiao 



Universidad de Los Andes, Bogota, Colombia

C. Avila , A. Cabrera, C. Florez , J. Fraga, A. Sarkar, M. A. Segura Delgado

Universidad de Antioquia, Medellin, Colombia

J. Jaramillo, J. Mejia Guisao, F. Ramirez, J. D. Ruiz Alvarez , C. A. Salazar González, N. Vanegas Arbelaez

University of Split, Faculty of Electrical Engineering, Mechanical Engineering and Naval Architecture, Split, Croatia

D. Giljanovic, N. Godinovic , D. Lelas, I. Puljak 





University of Split, Faculty of Science, Split, Croatia

Z. Antunovic, M. Kovac, T. Sculac

Institute Rudjer Boskovic, Zagreb, Croatia

V. Brigljevic , D. Ferencek , D. Majumder , M. Roguljic, A. Starodumov¹², T. Susa 

University of Cyprus, Nicosia, Cyprus

M. W. Ather, A. Attikis, E. Erodou, A. Ioannou, G. Kole , M. Kolosova, S. Konstantinou, J. Mousa , C. Nicolaou, F. Ptochos , P. A. Razis, H. Rykaczewski, H. Saka , D. Tsiakkouri

Charles University, Prague, Czech Republic

M. Finger¹³, M. Finger Jr.¹³, A. Kveton, J. Tomsa

Escuela Politecnica Nacional, Quito, Ecuador

E. Ayala

Universidad San Francisco de Quito, Quito, Ecuador

E. Carrera Jarrin 

Academy of Scientific Research and Technology of the Arab Republic of Egypt, Egyptian Network of High Energy Physics, Cairo, Egypt

H. Abdalla¹⁴, Y. Assran^{15,16}, S. Khalil¹⁷

Center for High Energy Physics (CHEP-FU), Fayoum University, El-Fayoum, Egypt

M. A. Mahmoud , Y. Mohammed¹⁸

National Institute of Chemical Physics and Biophysics, Tallinn, Estonia

S. Bhowmik , A. Carvalho Antunes De Oliveira , R. K. Dewanjee , K. Ehattaht, M. Kadastik, M. Raidal , C. Veelken

Department of Physics, University of Helsinki, Helsinki, Finland

P. Eerola , L. Forthomme , H. Kirschenmann , K. Osterberg, M. Voutilainen 








Helsinki Institute of Physics, Helsinki, Finland

E. Brücken, F. Garcia, J. Havukainen, V. Karimäki, M. S. Kim, R. Kinnunen, T. Lampén, K. Lassila-Perini, S. Lehti, T. Lindén, H. Siikonen, E. Tuominen , J. Tuominiemi












Lappeenranta University of Technology, Lappeenranta, Finland

P. Luukka , T. Tuuva

IRFU, CEA, Université Paris-Saclay, Gif-sur-Yvette, France

C. Amendola , M. Besancon, F. Couderc , M. Dejardin, D. Denegri, J. L. Faure, F. Ferri , S. Ganjour, A. Givernaud, P. Gras, G. Hamel de Monchenault , P. Jarry, B. Lenzi, E. Locci, J. Malcles, J. Rander, A. Rosowsky, M.Ö. Sahin , A. Savoy-Navarro¹⁹, M. Titov , G. B. Yu 







Laboratoire Leprince-Ringuet, CNRS/IN2P3, Ecole Polytechnique, Institut Polytechnique de Paris, Palaiseau, France

S. Ahuja , F. Beaudette , M. Bonanomi, A. Buchot Perraguin, P. Busson, C. Charlot, O. Davignon, B. Diab, G. Falmagne, R. Granier de Cassagnac , A. Hakimi, I. Kucher , A. Lobanov , C. Martin Perez, M. Nguyen , C. Ochando, P. Paganini , J. Rembser, R. Salerno , J. B. Sauvan , Y. Sirois , A. Zabi, A. Zghiche 

Université de Strasbourg, CNRS, IPHC UMR 7178, Strasbourg, France

J. -L. Agram²⁰, J. Andrea, D. Bloch , G. Bourgatte, J. -M. Brom, E. C. Chabert, C. Collard , J. -C. Fontaine²⁰, D. Gelé, U. Goerlach, C. Grimault, A. -C. Le Bihan, P. Van Hove



Université de Lyon, Université Claude Bernard Lyon 1, CNRS-IN2P3, Institut de Physique Nucléaire de Lyon, Villeurbanne, France

E. Asilar , S. Beauceron , C. Bernet, G. Boudoul, C. Camen, A. Carle, N. Chanon , D. Contardo, P. Depasse , H. El Mamouni, J. Fay, S. Gascon, M. Gouzevitch, B. Ille, Sa. Jain , I. B. Laktineh, H. Lattaud, A. Lesauvage, M. Lethuillier , L. Mirabito, L. Torterotot, G. Touquet, M. Vander Donckt, S. Viret






Georgian Technical University, Tbilisi, Georgia

A. Khvedelidze¹³, Z. Tsamalaidze¹³


RWTH Aachen University, I. Physikalisches Institut, Aachen, Germany

L. Feld , K. Klein, M. Lipinski, D. Meuser, A. Pauls, M. Preuten, M. P. Rauch, J. Schulz, M. Teroerde 





















RWTH Aachen University, III. Physikalisches Institut A, Aachen, Germany

D. Eliseev, M. Erdmann , P. Fackeldey, B. Fischer, S. Ghosh , T. Hebbeker , K. Hoepfner, H. Keller, L. Mastrolorenzo, M. Merschmeyer , A. Meyer, G. Mocellin, S. Mondal, S. Mukherjee , D. Noll, A. Novak, T. Pook , A. Pozdnyakov , Y. Rath, H. Reithler, J. Roemer, A. Schmidt , S. C. Schuler, A. Sharma, S. Wiedenbeck, S. Zaleski








RWTH Aachen University, III. Physikalisches Institut B, Aachen, Germany




C. Dziwok, G. Flügge, W. Haj Ahmad²¹, O. Hlushchenko, T. Kress, A. Nowack , C. Pistone, O. Pooth, D. Roy, H. Sert, A. Stahl²², T. Ziemons

Deutsches Elektronen-Synchrotron, Hamburg, Germany









H. Aarup Petersen, M. Aldaya Martin, P. Asmuss, I. Babounikau , S. Baxter, O. Behnke, A. Bermúdez Martínez, A. A. Bin Anuar , K. Borrás²³, V. Botta, D. Brunner, A. Campbell, A. Cardini, P. Connor, S. Consuegra Rodríguez , V. Danilov, A. De Wit , M. M. Defranchis, L. Didukh, D. Domínguez Damiani, G. Eckerlin, D. Eckstein, T. Eichhorn, L. I. Estevez Banos, E. Gallo²⁴, A. Geiser, A. Giraldi, A. Grohsjean , M. Guthoff, A. Harb , A. Jafari²⁵, N. Z. Jomhari , H. Jung, A. Kasem²³, M. Kasemann , H. Kaveh, C. Kleinwort , J. Knolle , D. Krücker, W. Lange, T. Lenz, J. Lidrych, K. Lipka, W. Lohmann²⁶, T. Madlener, R. Mankel, I. -A. Melzer-Pellmann, J. Metwally, A. B. Meyer, M. Meyer, M. Missiroli , J. Mnich , A. Mussgiller, V. Myronenko , Y. Otariid, D. Pérez Adán, S. K. Pflitsch, D. Pitzl, A. Raspereza, A. Saggio, A. Saibel, M. Savitskyi, V. Scheurer, C. Schwanenberger , A. Singh, R. E. Sosa Ricardo , N. Tonon , O. Turkot , A. Vagnerini, M. Van De Klundert, R. Walsh, D. Walter, Y. Wen , K. Wichmann, C. Wissing, S. Wuchterl, O. Zenaiev , R. Zlebcik 

University of Hamburg, Hamburg, Germany

R. Aggleton, S. Bein, L. Benato , A. Benecke, K. De Leo, T. Dreyer, A. Ebrahimi , M. Eich, F. Feindt, A. Fröhlich, C. Garbers , E. Garutti , P. Gunnellini, J. Haller , A. Hinzmann , A. Karavdina, G. Kasieczka, R. Klanner 

R. Kogler, V. Kutzner, J. Lange , T. Lange, A. Malara, C. E. N. Niemeyer, A. Nigamova, K. J. Pena Rodriguez, O. Rieger, P. Schleper, S. Schumann, J. Schwandt , D. Schwarz, J. Sonneveld, H. Stadie, G. Steinbrück, B. Vormwald , I. Zoi

Karlsruher Institut fuer Technologie, Karlsruhe, Germany

J. Bechtel, T. Berger, E. Butz , R. Caspart, T. Chwalek, W. De Boer, A. Dierlamm, A. Droll, K. El Morabit, N. Faltermann , K. Flöh, M. Giffels, A. Gottmann, F. Hartmann²², C. Heidecker, U. Husemann , I. Katkov²⁷, P. Keicher, R. Koppenhöfer, S. Maier, M. Metzler, S. Mitra , Th. Müller, M. Musich, G. Quast , K. Rabbertz , J. Rauser, D. Savoie, D. Schäfer, M. Schnepf, M. Schröder , D. Seith, I. Shvetsov, H. J. Simonis, R. Ulrich , M. Wassmer, M. Weber, R. Wolf, S. Wozniowski

Institute of Nuclear and Particle Physics (INPP), NCSR Demokritos, Aghia Paraskevi, Greece

G. Anagnostou, P. Asenov, G. Daskalakis, T. Geralis, A. Kyriakis, D. Loukas, G. Paspalaki, A. Stakia

National and Kapodistrian University of Athens, Athens, Greece

M. Diamantopoulou, D. Karasavvas, G. Karathanasis, P. Kontaxakis, C. K. Koraka, A. Manousakis-katsikakis, A. Panagiotou, I. Papavergou, N. Saoulidou, K. Theofilatos, E. Tziaferi, K. Vellidis, E. Vourliotis





National Technical University of Athens, Athens, Greece

G. Bakas, K. Kousouris , I. Papakrivopoulos, G. Tsipolitis, A. Zacharopoulou



University of Ioánnina, Ioánnina, Greece

I. Evangelou, C. Foudas, P. Giannelis, P. Katsoulis, P. Kokkas, K. Manitaras, N. Manthos, I. Papadopoulos, J. Strogas 

MTA-ELTE Lendület CMS Particle and Nuclear Physics Group, Eötvös Loránd University, Budapest, Hungary

M. Bartók²⁸, M. Csanad , M. M. A. Gadallah²⁹, S. Lökös³⁰, P. Major, K. Mandal, A. Mehta , G. Pasztor , O. Surányi, G. I. Veres 


Wigner Research Centre for Physics, Budapest, Hungary

G. Bencze, C. Hajdu , D. Horvath³¹, F. Sikler , V. Veszpremi, G. Vesztergombi[†]

Institute of Nuclear Research ATOMKI, Debrecen, Hungary

S. Czellar, J. Karancsi²⁸, J. Molnar, Z. Szillasi, D. Teyssier

Institute of Physics, University of Debrecen, Debrecen, Hungary

P. Raics, Z. L. Trocsanyi , G. Zilizi



Eszterhazy Karoly University, Karoly Robert Campus, Gyongyos, Hungary

T. Csorgo³², F. Nemes³², T. Novak

Indian Institute of Science (IISc), Bangalore, India

S. Choudhury, J. R. Komaragiri , D. Kumar, L. Panwar, P. C. Tiwari





National Institute of Science Education and Research, HBNI, Bhubaneswar, India

S. Bahinipati³³, D. Dash , C. Kar, P. Mal, T. Mishra, V. K. Muraleedharan Nair Bindhu, A. Nayak³⁴, D. K. Sahoo³³, N. Sur , S. K. Swain


Panjab University, Chandigarh, India

S. Bansal , S. B. Beri, V. Bhatnagar, G. Chaudhary, S. Chauhan, N. Dhingra³⁵, R. Gupta, A. Kaur, S. Kaur, P. Kumari, M. Meena, K. Sandeep, S. Sharma, J. B. Singh, A. K. Viridi


University of Delhi, Delhi, India



A. Ahmed, A. Bhardwaj, B. C. Choudhary , R. B. Garg, M. Gola, S. Keshri , A. Kumar, M. Naimuddin , P. Priyanka, K. Ranjan, A. Shah 

Saha Institute of Nuclear Physics, HBNI, Kolkata, India


































M. Bharti³⁷, R. Bhattacharya, S. Bhattacharya , D. Bhowmik, S. Dutta, S. Ghosh, B. Gomber³⁷, M. Maity³⁸, S. Nandan, P. Palit, P. K. Rout, G. Saha, B. Sahu, S. Sarkar, M. Sharan, B. Singh³⁶, S. Thakur³⁶

Indian Institute of Technology Madras, Madras, India




















P. K. Behera , S. C. Behera, P. Kalbhor, A. Muhammad, R. Pradhan, P. R. Pujahari, A. Sharma, A. K. Sikdar

Bhabha Atomic Research Centre, Mumbai, IndiaD. Dutta, V. Kumar, K. Naskar³⁹, P. K. Netrakanti, L. M. Pant, P. Shukla **Tata Institute of Fundamental Research-A, Mumbai, India**T. Aziz, M. A. Bhat, S. Dugad, R. Kumar Verma, G. B. Mohanty , U. Sarkar**Tata Institute of Fundamental Research-B, Mumbai, India**







S. Banerjee, S. Bhattacharya, S. Chatterjee, R. Chudasama, M. Guchait, S. Karmakar, S. Kumar, G. Majumder, K. Mazumdar, S. Mukherjee, D. Roy

Indian Institute of Science Education and Research (IISER), Pune, IndiaS. Dube , B. Kansal, M. K. Maurya⁴⁰, S. Pandey, A. Rane, A. Rastogi, S. Sharma **Department of Physics, Isfahan University of Technology, Isfahan, Iran**H. Bakhshiansohi⁴¹, M. Zeinali⁴²**Institute for Research in Fundamental Sciences (IPM), Tehran, Iran**S. Chenarani⁴³, S. M. Etesami, M. Khakzad, M. Mohammadi Najafabadi **University College Dublin, Dublin, Ireland**M. Felcini , M. Grunewald **INFN Sezione di Bari^a, Università di Bari^b, Politecnico di Bari^c, Bari, Italy**M. Abbrescia , R. Aly^{a,b,44}, C. Aruta^{a,b}, A. Colaleo , D. Creanza , N. De Filippis , M. De Palma , A. Di Florio^{a,b}, A. Di Pilato^{a,b}, W. Elmetenawee , L. Fiore , A. Gelmi^{a,b}, M. Gul , G. Iaselli , M. Ince , S. Lezki , G. Maggi , M. Maggi , I. Margjeka^{a,b}, V. Mastrapasqua^{a,b}, J. A. Merlin^a, S. My , S. Nuzzo , A. Pompili , G. Pugliese , A. Ranieri , G. Selvaggi , L. Silvestris , F. M. Simone^{a,b}, R. Venditti , P. Verwilligen **INFN Sezione di Bologna^a, Università di Bologna^b, Bologna, Italy**G. Abbiendi , C. Battilana , D. Bonacorsi , L. Borgonovi^a, S. Braibant-Giacomelli , R. Campanini , P. Capiluppi , A. Castro , F. R. Cavallo , C. Ciocca , M. Cuffiani , G. M. Dallavalle , T. Diotallevi^{a,b}, F. Fabbri , A. Fanfani , E. Fontanesi^{a,b}, P. Giacomelli , L. Giommi^{a,b}, C. Grandi , L. Guiducci^{a,b}, F. Iemmi^{a,b}, S. Lo Meo^{a,45}, S. Marcellini , G. Masetti , F. L. Navarra , A. Perrotta , F. Primavera , A. M. Rossi , T. Rovelli , G. P. Siroli , N. Tosi **INFN Sezione di Catania^a, Università di Catania^b, Catania, Italy**S. Albergo^{a,b,46}, S. Costa , A. Di Mattia , R. Potenza^{a,b}, A. Tricomi^{a,b,47}, C. Tuve **INFN Sezione di Firenze^a, Università di Firenze^b, Florence, Italy**G. Barbagli , A. Cassese , R. Ceccarelli^{a,b}, V. Ciulli , C. Civinini , R. D'Alessandro , F. Fiori^a, E. Focardi , G. Latino , P. Lenzi , M. Lizzo^{a,b}, M. Meschini , S. Paoletti , R. Seidita^{a,b}, G. Sguazzoni , L. Viliani **INFN Laboratori Nazionali di Frascati, Frascati, Italy**L. Benussi , S. Bianco , D. Piccolo **INFN Sezione di Genova^a, Università di Genova^b, Genoa, Italy**M. Bozzo , F. Ferro , R. Mulargia^{a,b}, E. Robutti , S. Tosi **INFN Sezione di Milano-Bicocca^a, Università di Milano-Bicocca^b, Milan, Italy**A. Benaglia , A. Beschi^{a,b}, F. Brivio^{a,b}, F. Cetorelli^{a,b}, V. Ciriolo^{a,b,22}, F. De Guio , M. E. Dinardo , P. Dini , S. Gennai , A. Ghezzi , P. Govoni , L. Guzzi^{a,b}, M. Malberti^a, S. Malvezzi , A. Massironi , D. Menasce , F. Monti^{a,b}, L. Moroni , M. Paganoni , D. Pedrini , S. Ragazzi , T. Tabarelli de Fatis , D. Valsecchi^{a,b,22}, D. Zuolo **INFN Sezione di Napoli^a, Università di Napoli 'Federico II'^b, Naples, Italy, Università della Basilicata^c, Potenza, Italy, Università G. Marconi^d, Rome, Italy**S. Buontempo , N. Cavallo , A. De Iorio^{a,b}, F. Fabozzi , F. Fienga^a, A. O. M. Iorio , L. Lista , S. Meola^{a,d,22}, P. Paolucci^{a,22}, B. Rossi , C. Sciacca , E. Voevodina^{a,b}



INFN Sezione di Padova^a, Università di Padova^b, Padua, Italy, Università di Trento^c, Trento, Italy

P. Azzi , N. Bacchetta , D. Bisello , P. Bortignon , A. Bragagnolo^{a,b}, R. Carlin , P. Checchia , P. De Castro Manzano^a, T. Dorigo , F. Gasparini , U. Gasparini , S. Y. Hoh , L. Layer^{a,47}, M. Margoni , A. T. Meneguzzo , M. Presilla^{a,b}, P. Ronchese , R. Rossin^{a,b}, F. Simonetto , G. Strong^a, M. Tosi , H. YARAR^{a,b}, M. Zanetti , P. Zotto , A. Zucchetta , G. Zumerle 























INFN Sezione di Pavia^a, Università di Pavia^b, Pavia, Italy

C. Aime^{a,b}, A. Braghieri , S. Calzaferri^{a,b}, D. Fiorina^{a,b}, P. Montagna^{a,b}, S. P. Ratti^{a,b}, V. Re , M. Ressegotti^{a,b}, C. Riccardi , P. Salvini , I. Vai , P. Vitulo 














INFN Sezione di Perugia^a, Università di Perugia^b, Perugia, Italy

M. Biasini , G. M. Bilei , D. Ciangottini , L. Fanò , P. Lariccia^{a,b}, G. Mantovani^{a,b}, V. Mariani^{a,b}, M. Menichelli , F. Moscatelli , A. Piccinelli^{a,b}, A. Rossi , A. Santocchia , D. Spiga , T. Tedeschi^{a,b}

























INFN Sezione di Pisa^a, Università di Pisa^b, Scuola Normale Superiore di Pisa^c, Pisa, Italy

K. Androsov , P. Azzurri , G. Bagliesi , V. Bertacchi^{a,c}, L. Bianchini , T. Boccali , R. Castaldi , M. A. Ciocci , R. Dell'Orso , M. R. Di Domenico^{a,b}, S. Donato , L. Giannini^{a,c}, A. Giassi , M. T. Grippo , F. Ligabue , E. Manca , G. Mandorli^{a,c}, A. Messineo , F. Palla , G. Ramirez-Sanchez^{a,c}, A. Rizzi , G. Rolandi , S. Roy Chowdhury^{a,c}, A. Scribano^a, N. Shafiei^{a,b}, P. Spagnolo , R. Tenchini , G. Tonelli , N. Turini^a, A. Venturi , P. G. Verdini 

INFN Sezione di Roma^a, Sapienza Università di Roma^b, Rome, Italy

F. Cavallari , M. Cipriani , D. Del Re , E. Di Marco , M. Diemoz , E. Longo , P. Meridiani , G. Organtini , F. Pandolfi^a, R. Paramatti , C. Quaranta^{a,b}, S. Rahatlou , C. Rovelli , F. Santanastasio , L. Soffi , R. Tramontano^{a,b}

INFN Sezione di Torino^a, Università di Torino^b, Turin, Italy, Università del Piemonte Orientale^c, Novara, Italy

N. Amapane , R. Arcidiacono , S. Argiro , M. Arneodo , N. Bartosik^a, R. Bellan , A. Bellora^{a,b}, J. Berenguer Antequera^{a,b}, C. Biino , A. Cappati^{a,b}, N. Cartiglia , S. Cometti , M. Costa , R. Covarelli , N. Demaria , B. Kiani^{a,b}, F. Legger^a, C. Mariotti , S. Maselli , E. Migliore , V. Monaco , E. Monteil , M. Monteno , M. M. Obertino , G. Ortona , L. Pacher , N. Pastrone , M. Pelliccioni , G. L. Pinna Angioni^{a,b}, M. Ruspa , R. Salvatico^{a,b}, F. Siviero^{a,b}, V. Sola , A. Solano^{a,b}, D. Soldi , A. Staiano , M. Tornago^{a,b}, D. Trocino

INFN Sezione di Trieste^a, Università di Trieste^b, Trieste, Italy

S. Belforte , V. Candelise , M. Casarsa , F. Cossutti , A. Da Rold , G. Della Ricca , F. Vazzoler 


Kyungpook National University, Daegu, Korea

S. Dogra , C. Huh, B. Kim, D. H. Kim, G. N. Kim , J. Lee, S. W. Lee , C. S. Moon , Y. D. Oh , S. I. Pak, B. C. Radburn-Smith, S. Sekmen , Y. C. Yang

Chonnam National University, Institute for Universe and Elementary Particles, Kwangju, Korea

H. Kim, D. H. Moon 

Hanyang University, Seoul, Korea

B. Francois, T. J. Kim , J. Park

Korea University, Seoul, Korea

S. Cho, S. Choi , Y. Go, S. Ha, B. Hong , K. Lee, K. S. Lee, J. Lim, J. Park, S. K. Park, J. Yoo

Department of Physics, Kyung Hee University, Seoul, Republic of Korea

J. Goh , A. Gurtu

Sejong University, Seoul, Korea

H. S. Kim , Y. Kim

Seoul National University, Seoul, Korea

J. Almond, J. H. Bhyun, J. Choi, S. Jeon, J. Kim, J. S. Kim, S. Ko, H. Kwon, H. Lee , K. Lee, S. Lee, K. Nam, B. H. Oh, M. Oh, S. B. Oh, H. Seo, U. K. Yang, I. Yoon 

University of Seoul, Seoul, Korea

D. Jeon, J. H. Kim, B. Ko, J. S. H. Lee , I. C. Park, Y. Roh, D. Song, I. J. Watson 

Yonsei University, Department of Physics, Seoul, Korea

H. D. Yoo

Sungkyunkwan University, Suwon, Korea

Y. Choi, C. Hwang, Y. Jeong, H. Lee, Y. Lee, I. Yu

Riga Technical University, Riga, Latvia

V. Veckalns⁴⁸

Vilnius University, Vilnius, Lithuania

A. Juodagalvis , A. Rinkevicius , G. Tamulaitis, A. Vaitkevicius

National Centre for Particle Physics, Universiti Malaya, Kuala Lumpur, Malaysia

W. A. T. Wan Abdullah, M. N. Yusli, Z. Zolkapli

Universidad de Sonora (UNISON), Hermosillo, Mexico

J. F. Benitez , A. Castaneda Hernandez , J. A. Murillo Quijada , L. Valencia Palomo 

Centro de Investigacion y de Estudios Avanzados del IPN, Mexico City, Mexico

G. Ayala, H. Castilla-Valdez, E. De La Cruz-Burelo , I. Heredia-De La Cruz⁴⁹, R. Lopez-Fernandez, C. A. Mondragon Herrera, D. A. Perez Navarro, A. Sanchez-Hernandez 

Universidad Iberoamericana, Mexico City, Mexico

S. Carrillo Moreno, C. Oropeza Barrera, M. Ramirez-Garcia, F. Vazquez Valencia

Benemerita Universidad Autonoma de Puebla, Puebla, Mexico

J. Eysermans, I. Pedraza, H. A. Salazar Ibarguen, C. Uribe Estrada

Universidad Autónoma de San Luis Potosí, San Luis Potosí, Mexico

A. Morelos Pineda 


University of Montenegro, Podgorica, Montenegro

J. Mijuskovic⁴, N. Raicevic

University of Auckland, Auckland, New Zealand

D. Krofcheck 

University of Canterbury, Christchurch, New Zealand

S. Bheesette, P. H. Butler 


National Centre for Physics, Quaid-I-Azam University, Islamabad, Pakistan

A. Ahmad, M. I. Asghar, A. Awais, M. I. M. Awan, H. R. Hoorani, W. A. Khan, M. A. Shah, M. Shoaib , M. Waqas

AGH University of Science and Technology, Faculty of Computer Science, Electronics and Telecommunications, Krakow, Poland

V. Avati, L. Grzanka, M. Malawski

National Centre for Nuclear Research, Swierk, Poland

H. Bialkowska, M. Bluj , B. Boimska, T. Frueboes, M. Górski, M. Kazana, M. Szleper, P. Traczyk, P. Zalewski


Institute of Experimental Physics, Faculty of Physics, University of Warsaw, Warsaw, Poland

K. Bunkowski, K. Doroba, A. Kalinowski , M. Konecki , J. Krolikowski, M. Walczak

Laboratório de Instrumentação e Física Experimental de Partículas, Lisbon, Portugal

M. Araujo, P. Bargassa , D. Bastos, A. Boletti , P. Faccioli , M. Gallinaro , J. Hollar, N. Leonardo , T. Niknejad, J. Seixas , K. Shchelina, O. Toldaiev , J. Varela 




Joint Institute for Nuclear Research, Dubna, Russia

S. Afanasiev, M. Gavrilenko, A. Golunov, I. Golutvin, I. Gorbunov, A. Kamenev, V. Karjavine, I. Kashunin, V. Korenkov , A. Lanev, A. Malakhov, V. Matveev^{50,51}, V. V. Mitsyn, V. Palichik, V. Perelygin, M. Savina, S. Shmatov, S. Shulha, V. Smirnov, O. Teryaev, B. S. Yuldashev⁵², A. Zarubin


Petersburg Nuclear Physics Institute, Gatchina (St. Petersburg), Russia

G. Gavrillov, V. Golovtsov, Y. Ivanov, V. Kim⁵³, E. Kuznetsova⁵⁴, V. Murzin, V. Oreshkin, I. Smirnov, D. Sosnov, V. Sulimov, L. Uvarov, S. Volkov, A. Vorobyev

Institute for Nuclear Research, Moscow, Russia

Yu. Andreev , A. Dermenev, S. Gninenko , N. Golubev, A. Karneyeu, M. Kirsanov, N. Krasnikov, A. Pashenkov, G. Pivovarov , D. Tlisov[†], A. Toropin

Institute for Theoretical and Experimental Physics named by A.I. Alikhanov of NRC ‘Kurchatov Institute’, Moscow, Russia

V. Epshteyn, V. Gavrillov, N. Lychkovskaya, A. Nikitenko⁵⁵, V. Popov, G. Safronov, A. Spiridonov, A. Stepenov, M. Toms, E. Vlasov , A. Zhokin

Moscow Institute of Physics and Technology, Moscow, Russia

T. Aushev

National Research Nuclear University ‘Moscow Engineering Physics Institute’ (MEPhI), Moscow, Russia

O. Bychkova, M. Chadeeva⁵⁶, D. Philippov, E. Popova, V. Rusinov

P.N. Lebedev Physical Institute, Moscow, Russia

V. Andreev, M. Azarkin, I. Dremin, M. Kirakosyan, A. Terkulov



Skobeltsyn Institute of Nuclear Physics, Lomonosov Moscow State University, Moscow, Russia

A. Belyaev, E. Boos , V. Bunichev, M. Dubinin⁵⁷, L. Dudko , V. Klyukhin , O. Kodolova, N. Korneeva, I. Lokhtin , S. Obraztsov, M. Perfilov, S. Petrushanko, V. Savrin

Novosibirsk State University (NSU), Novosibirsk, Russia

V. Blinov⁵⁸, T. Dimova⁵⁸, L. Kardapoltsev⁵⁸, I. Ovtin⁵⁸, Y. Skovpen⁵⁸

Institute for High Energy Physics of National Research Centre ‘Kurchatov Institute’, Protvino, Russia

I. Azhgirey , I. Bayshev, V. Kachanov, A. Kalinin, D. Konstantinov, V. Petrov, R. Ryutin, A. Sobol, S. Troshin , N. Tyurin, A. Uzunian, A. Volkov

National Research Tomsk Polytechnic University, Tomsk, Russia

A. Babaev, A. Iuzhakov, V. Okhotnikov, L. Sukhikh















Tomsk State University, Tomsk, Russia

V. Borchsh, V. Ivanchenko , E. Tcherniaev

University of Belgrade, Faculty of Physics and VINCA Institute of Nuclear Sciences, Belgrade, Serbia

P. Adzic⁵⁹, P. Cirkovic , M. Dordevic , P. Milenovic, J. Milosevic 








Centro de Investigaciones Energéticas Medioambientales y Tecnológicas (CIEMAT), Madrid, Spain

M. Aguilar-Benitez, J. Alcaraz Maestre , A. Álvarez Fernández, I. Bachiller, M. Barrio Luna, Cristina F. Bedoya , C. A. Carrillo Montoya, M. Cepeda , M. Cerrada, N. Colino , B. De La Cruz, A. Delgado Peris , J. P. Fernández Ramos , J. Flix , M. C. Fouz, A. García Alonso, O. Gonzalez Lopez , S. Goy Lopez, J. M. Hernandez , M. I. Josa, J. León Holgado, D. Moran, Á. Navarro Tobar, A. Pérez-Calero Yzquierdo , J. Puerta Pelayo , I. Redondo , L. Romero, S. Sánchez Navas, M. S. Soares , A. Triossi , L. Urda Gómez, C. Willmott














Universidad Autónoma de Madrid, Madrid, Spain

C. Albajar, J. F. de Trocóniz, R. Reyes-Almanza

Universidad de Oviedo, Instituto Universitario de Ciencias y Tecnologías Espaciales de Asturias (ICTEA), Oviedo, Spain

B. Alvarez Gonzalez, J. Cuevas , C. Erice, J. Fernandez Menendez , S. Folgueras , I. Gonzalez Caballero , E. Palencia Cortezon , C. Ramón Álvarez, J. Ripoll Sau, V. Rodríguez Bouza , S. Sanchez Cruz , A. Soto Rodríguez, A. Trapote

Instituto de Física de Cantabria (IFCA), CSIC-Universidad de Cantabria, Santander, Spain

J. A. Brochero Cifuentes , I. J. Cabrillo, A. Calderon , B. Chazin Quero, J. Duarte Campderros , M. Fernandez , P. J. Fernández Manteca , G. Gomez, C. Martinez Rivero, P. Martinez Ruiz del Arbol , F. Matorras , J. Piedra Gomez , C. Prieels, F. Ricci-Tam , T. Rodrigo , A. Ruiz-Jimeno , L. Scodellaro , I. Vila, J. M. Vizan Garcia 






































University of Colombo, Colombo, Sri Lanka

MK Jayananda, B. Kailasapathy⁶⁰, D. U. J. Sonnadara, DDC Wickramarathna

Department of Physics, University of Ruhuna, Matara, Sri Lanka

W. G. D. Dharmaratna , K. Liyanage, N. Perera, N. Wickramage











CERN, European Organization for Nuclear Research, Geneva, Switzerland

T. K. Aarrestad, D. Abbaneo, E. Auffray, G. Auzinger, J. Baechler, P. Baillon, A. H. Ball, D. Barney, J. Bendavid, N. Beni, M. Bianco , A. Bocci, E. Bossini, E. Brondolin, T. Camporesi, G. Cerminara, L. Cristella , D. d'Enterria , A. Dabrowski, N. Daci, V. Daponte, A. David , A. De Roeck , M. Deile, R. Di Maria , M. Dobson, M. Dünser , N. Dupont, A. Elliott-Peisert, N. Emrskova, F. Fallavollita⁶¹, D. Fasanella , S. Fiorendi , A. Florent , G. Franzoni , J. Fulcher , W. Funk, S. Giani, D. Gigi, K. Gill, F. Glege, L. Gouskos, M. Guilbaud, D. Gulhan, M. Haranko , J. Hegeman , Y. Iiyama , V. Innocente, T. James, P. Janot , J. Kaspar, J. Kieseler , M. Komm , N. Kratochwil, C. Lange , S. Laurila, P. Lecoq , K. Long, C. Lourenço , L. Malgeri , S. Mallios, M. Mannelli, F. Meijers, S. Mersi , E. Meschi , F. Moortgat , M. Mulders , S. Orfanelli, L. Orsini, F. Pantaleo²², L. Pape, E. Perez, M. Peruzzi, A. Petrilli, G. Petrucciani , A. Pfeiffer , M. Pierini , T. Quast, D. Rabadý , A. Racz, M. Rieger , M. Rovere, H. Sakulin, J. Salfeld-Nebgen , S. Scarfi, C. Schäfer, C. Schwick, M. Selvaggi, A. Sharma, P. Silva , W. Snoeys , P. Sphicas⁶², S. Summers, V. R. Tavolaro , D. Treille, A. Tsiros, G. P. Van Onsem , A. Vartak , M. Verzetti, K. A. Wozniak, W. D. Zeuner








Paul Scherrer Institut, Villigen, Switzerland

L. Caminada⁶³, W. Erdmann, R. Horisberger, Q. Ingram, H. C. Kaestli, D. Kotlinski, U. Langenegger, T. Rohe

ETH Zurich-Institute for Particle Physics and Astrophysics (IPA), Zurich, Switzerland

M. Backhaus , P. Berger, A. Calandri, N. Chernyavskaya, A. De Cosa, G. Dissertori , M. Dittmar, M. Donegà, C. Dorfer, T. Gadek, T. A. Gómez Espinosa , C. Grab , D. Hits, W. Lustermann, A. -M. Lyon, R. A. Manzoni , M. T. Meinhard, F. Micheli, F. Nessi-Tedaldi, J. Niedziela , F. Pauss, V. Perovic, G. Perrin, S. Pigazzini , M. G. Ratti , M. Reichmann, C. Reissel, T. Reitenspiess, B. Ristic, D. Ruini, D. A. Sanz Becerra, M. Schönenberger , V. Stampf, J. Steggemann⁶⁴, M. L. Vesterbacka Olsson, R. Wallny , D. H. Zhu


Universität Zürich, Zurich, Switzerland

C. Amsler⁶⁵, C. Botta , D. Brzhechko, M. F. Canelli , R. Del Burgo, J. K. Heikkilä , M. Huwiler, A. Jofrehei, B. Kilminster , S. Leontsinis , A. Macchiolo, P. Meiring, V. M. Mikuni, U. Molinatti, I. Neutelings, G. Rauco, A. Reimers, P. Robmann, K. Schweiger , Y. Takahashi 

National Central University, Chung-Li, Taiwan

C. Adloff⁶⁶, C. M. Kuo, W. Lin, A. Roy, T. Sarkar³⁸, S. S. Yu

National Taiwan University (NTU), Taipei, Taiwan



L. Ceard, P. Chang , Y. Chao, K. F. Chen, P. H. Chen, W. -S. Hou , Y.y. Li, R. -S. Lu, E. Paganis, A. Psallidas, A. Steen, E. Yazgan 

Department of Physics, Faculty of Science, Chulalongkorn University, Bangkok, Thailand

B. Asavapibhop , C. Asawatangtrakuldee, N. Srimanobhas

Physics Department, Science and Art Faculty, Çukurova University, Adana, Turkey


F. Boran, S. Damarseckin⁶⁷, Z. S. Demiroglu , F. Dolek, C. Dozen⁶⁸, I. Dumanoglu⁶⁹, E. Eskut, G. Gokbulut, Y. Guler,

E. Gurpinar Guler⁷¹, I. Hos⁷¹, C. Isik, E. E. Kangal⁷³, O. Kara, A. Kayis Topaksu, U. Kiminsu , G. Onengut, K. Ozdemir⁷³, A. Polatoz, A. E. Simsek, B. Tali⁷⁴, U. G. Tok, S. Turkcapar, I. S. Zorbakir , C. Zorbilmez


Physics Department, Middle East Technical University, Ankara, Turkey

B. Isildak⁷⁵, G. Karapinar⁷⁶, K. Ocalan⁷⁷, M. Yalvac⁷⁸

Bogazici University, Istanbul, Turkey

B. Akgun, I. O. Atakisi, E. Gülmez , M. Kaya⁷⁹, O. Kaya⁸⁰, Ö. Özçelik, S. Tekten⁸¹, E. A. Yetkin⁸²

Istanbul Technical University, Istanbul, Turkey

A. Cakir , K. Cankocak⁶⁹, Y. Komurcu, S. Sen⁸³

Istanbul University, Istanbul, Turkey

F. Aydogmus Sen, S. Cerci⁷⁴, B. Kaynak, S. Ozkorucuklu, D. Sunar Cerci⁷⁴









Institute for Scintillation Materials of National Academy of Science of Ukraine, Kharkov, Ukraine

B. Grynyov






National Scientific Center, Kharkov Institute of Physics and Technology, Kharkov, Ukraine

L. Levchuk 














University of Bristol, Bristol, UK

E. Bhal, S. Bologna, J. J. Brooke , E. Clement , D. Cussans, H. Flacher , J. Goldstein , G. P. Heath, H. F. Heath , L. Kreczko , B. Krikler , S. Paramesvaran, T. Sakuma , S. Seif El Nasr-Storey, V. J. Smith, N. Stylianou⁸⁴, J. Taylor, A. Titterton

Rutherford Appleton Laboratory, Didcot, UK

K. W. Bell, A. Belyaev⁸⁵, C. Brew , R. M. Brown, D. J. A. Cockerill, K. V. Ellis, K. Harder, S. Harper, J. Linacre , K. Manolopoulos, D. M. Newbold , E. Olaiya, D. Petyt, T. Reis , T. Schuh, C. H. Shepherd-Themistocleous, A. Thea , I. R. Tomalin, T. Williams



Imperial College, London, UK

R. Bainbridge , P. Bloch, S. Bonomally, J. Borg , S. Breeze, O. Buchmuller, A. Bundock , V. Cepaitis, G. S. Chahal⁸⁶, D. Colling, P. Dauncey , G. Davies, M. Della Negra , G. Fedi , G. Hall , G. Iles, J. Langford, L. Lyons, A. -M. Magnan, S. Malik, A. Martelli , V. Milosevic , J. Nash⁸⁷, V. Palladino , M. Pesaresi, D. M. Raymond, A. Richards, A. Rose, E. Scott , C. Seez, A. Shtipliyski, M. Stoye, A. Tapper , K. Uchida, T. Virdee²², N. Wardle , S. N. Webb, D. Winterbottom, A. G. Zecchinelli



Brunel University, Uxbridge, UK

J. E. Cole , P. R. Hobson , A. Khan, P. Kyberd , C. K. Mackay, I. D. Reid , L. Teodorescu, S. Zahid




Baylor University, Waco, USA

S. Abdullin , A. Brinkerhoff , K. Call, B. Caraway, J. Dittmann, K. Hatakeyama, A. R. Kanuganti, C. Madrid, B. McMaster, N. Pastika, S. Sawant, C. Smith, J. Wilson



Catholic University of America, Washington, DC, USA

R. Bartek , A. Dominguez , R. Uniyal, A. M. Vargas Hernandez






The University of Alabama, Tuscaloosa, USA

A. Buccilli , O. Charaf, S. I. Cooper, S. V. Gleyzer, C. Henderson , C. U. Perez , P. Rumerio, C. West






Boston University, Boston, USA

A. Akpinar, A. Albert , D. Arcaro, C. Cosby, Z. Demiragli, D. Gastler, J. Rohlf, K. Salyer, D. Sperka, D. Spitzbart , I. Suarez, S. Yuan, D. Zou





Brown University, Providence, USA

G. Benelli, B. Burkle , X. Coubez²³, D. Cutts , Y.t. Duh, M. Hadley, U. Heintz, J. M. Hogan⁸⁸, K. H. M. Kwok, E. Laird, G. Landsberg , K. T. Lau, J. Lee, M. Narain, S. Sagir⁸⁹, R. Syarif , E. Usai , W. Y. Wong, D. Yu, W. Zhang

University of California, Davis, Davis, USA

R. Band, C. Brainerd , R. Breedon, M. Calderon De La Barca Sanchez, M. Chertok, J. Conway , R. Conway, P. T. Cox, R. Erbacher, C. Flores, G. Funk, F. Jensen, W. Ko[†], O. Kukral, R. Lander, M. Mulhearn, D. Pellett, J. Pilot, M. Shi, D. Taylor , K. Tos, M. Tripathi , Y. Yao, F. Zhang 

University of California, Los Angeles, USA

M. Bachtis, R. Cousins , A. Dasgupta, D. Hamilton, J. Hauser , M. Ignatenko, M. A. Iqbal, T. Lam, N. Mccoll, W. A. Nash, S. Regnard , D. Saltzberg , C. Schnaible, B. Stone, V. Valuev




University of California, Riverside, Riverside, USA

K. Burt, Y. Chen, R. Clare , J. W. Gary , G. Hanson, G. Karapostoli, O. R. Long , N. Manganeli, M. Olmedo Negrete, M. I. Paneva, W. Si, S. Wimpenny, Y. Zhang











University of California, San Diego, La Jolla, USA

J. G. Branson, P. Chang, S. Cittolin, S. Cooperstein, N. Deelen, J. Duarte , R. Gerosa , D. Gilbert , V. Krutelyov , J. Letts , M. Masciovecchio, S. May, S. Padhi, M. Pieri , V. Sharma , M. Tadel, F. Würthwein , A. Yagil 



Department of Physics, University of California, Santa Barbara, Santa Barbara, USA

N. Amin, C. Campagnari, M. Citron, A. Dorsett, V. Dutta, J. Incandela , B. Marsh, H. Mei, A. Ovcharova, H. Qu , M. Quinnan, J. Richman, U. Sarica , D. Stuart, S. Wang

California Institute of Technology, Pasadena, USA

A. Bornheim , O. Cerri, I. Dutta, J. M. Lawhorn , N. Lu , J. Mao, H. B. Newman , J. Ngadiuba, T. Q. Nguyen , J. Pata, M. Spiropulu , J. R. Vlimant , C. Wang, S. Xie , Z. Zhang , R. Y. Zhu 








Carnegie Mellon University, Pittsburgh, USA

J. Alison, M. B. Andrews, T. Ferguson , T. Mudholkar, M. Paulini , M. Sun, I. Vorobiev







































University of Colorado, Boulder, Boulder, USA

J. P. Cumalat, W. T. Ford , E. MacDonald, T. Mulholland, R. Patel, A. Perloff , K. Stenson , K. A. Ulmer , S. R. Wagner 








Cornell University, Ithaca, USA

J. Alexander, Y. Cheng, J. Chu, D. J. Cranshaw, A. Datta, A. Frankenthal , K. Mcdermott , J. Monroy , J. R. Patterson , D. Quach , A. Ryd, W. Sun , S. M. Tan, Z. Tao, J. Thom, P. Wittich , M. Zientek

Fermi National Accelerator Laboratory, Batavia, USA

M. Albrow , M. Alyari, G. Apollinari, A. Apresyan , A. Apyan , S. Banerjee, L. A. T. Bauerick , A. Beretvas , D. Berry , J. Berryhill , P. C. Bhat, K. Burkett , J. N. Butler, A. Canepa, G. B. Cerati , H. W. K. Cheung , F. Chlebana, M. Cremonesi, V. D. Elvira , J. Freeman, Z. Geese, E. Gottschalk , L. Gray, D. Green, S. Grünendahl , O. Gutsche , R. M. Harris , S. Hasegawa, R. Heller, T. C. Herwig, J. Hirschauer , B. Jayatilaka , S. Jindariani, M. Johnson, U. Joshi, P. Klabbers , T. Klijnsma, B. Klima , M. J. Kortelainen , S. Lammel , D. Lincoln , R. Lipton, M. Liu, T. Liu, J. Lykken, K. Maeshima, D. Mason, P. McBride , P. Merkel, S. Mrenna , S. Nahn, V. O'Dell, V. Papadimitriou, K. Pedro , C. Pena⁵⁷, O. Prokofyev, F. Ravera , A. Reinsvold Hall , L. Ristori , B. Schneider , E. Sexton-Kennedy , N. Smith, A. Soha , W. J. Spalding , L. Spiegel, S. Stoynev , J. Strait , L. Taylor , S. Tkaczyk, N. V. Tran, L. Uplegger , E. W. Vaandering , H. A. Weber , A. Woodard

University of Florida, Gainesville, USA

D. Acosta, P. Avery, D. Bourilkov , L. Cadamuro , V. Cherepanov, F. Errico, R. D. Field, D. Guerrero, B. M. Joshi, M. Kim, J. Konigsberg, A. Korytov, K. H. Lo, K. Matchev, N. Menendez, G. Mitselmakher , D. Rosenzweig, K. Shi , J. Sturdy , J. Wang , S. Wang , X. Zuo











Florida State University, Tallahassee, USA

T. Adams , A. Askew, D. Diaz, R. Habibullah , S. Hagopian , V. Hagopian, K. F. Johnson, R. Khurana, T. Kolberg , G. Martinez, H. Prosper, C. Schiber, R. Yohay , J. Zhang



Florida Institute of Technology, Melbourne, USA

M. M. Baarmand , S. Butalla, T. Elkafrawy⁹⁰, M. Hohlmann , D. Noonan, M. Rahmani, M. Saunders, F. Yumiceva 






University of Illinois at Chicago (UIC), Chicago, USA

M. R. Adams, L. Apanasevich , H. Becerril Gonzalez, R. Cavanaugh , X. Chen , S. Dittmer, O. Evdokimov , C. E. Gerber , D. A. Hangal, D. J. Hofman , C. Mills , G. Oh, T. Roy, M. B. Tonjes, N. Varelas, J. Viinikainen , X. Wang, Z. Wu , Z. Ye 











The University of Iowa, Iowa City, USA

M. Alhusseini, K. Dilsiz⁹¹, S. Durgut, R. P. Gandrajula , M. Haytmyradov, V. Khristenko, O. K. Köseyan, J. -P. Merlo, A. Mestvirishvili⁹², A. Moeller, J. Nachtman, H. Ogul⁹³, Y. Onel, F. Ozok⁹⁴, A. Penzo, C. Snyder, E. Tiras, J. Wetzel 

Johns Hopkins University, Baltimore, USA

O. Amram, B. Blumenfeld , L. Corcodilos, M. Eminizer, A. V. Gritsan , S. Kyriacou, P. Maksimovic, C. Mantilla , J. Roskes , M. Swartz, T.Á. Vámi 

The University of Kansas, Lawrence, USA

C. Baldenegro Barrera, P. Baringer , A. Bean , A. Bylinkin , T. Isidori, S. Khalil , J. King, G. Krintiras , A. Kropivnitskaya, C. Lindsey, N. Minafra , M. Murray, C. Rogan , C. Royon, S. Sanders, E. Schmitz, J. D. Tapia Takaki , Q. Wang , J. Williams, G. Wilson 





Kansas State University, Manhattan, USA

S. Duric, A. Ivanov , K. Kaadze, D. Kim, Y. Maravin , T. Mitchell, A. Modak, A. Mohammadi













Lawrence Livermore National Laboratory, Livermore, USA

F. Rebassoo, D. Wright





University of Maryland, College Park, USA

E. Adams, A. Baden, O. Baron, A. Belloni , S. C. Eno , Y. Feng, N. J. Hadley, S. Jabeen, G. Y. Jeng , R. G. Kellogg, T. Koeth, A. C. Mignerey, S. Nabili, M. Seidel , A. Skuja, S. C. Tonwar, L. Wang, K. Wong


Massachusetts Institute of Technology, Cambridge, USA

D. Abercrombie, B. Allen , R. Bi, S. Brandt, W. Busza , I. A. Cali, Y. Chen , M. D'Alfonso , G. Gomez Ceballos, M. Goncharov, P. Harris, D. Hsu, M. Hu, M. Klute, D. Kovalskyi , J. Krupa, Y. -J. Lee , P. D. Luckey, B. Maier, A. C. Marini , C. Mcginn, C. Mironov, S. Narayanan , X. Niu, C. Paus, D. Rankin, C. Roland, G. Roland, Z. Shi , G. S. F. Stephans , K. Sumorok, K. Tatar , D. Velicanu, J. Wang, T. W. Wang, Z. Wang, B. Wyslouch 






University of Minnesota, Minneapolis, USA

R. M. Chatterjee, A. Evans , P. Hansen, J. Hiltbrand, Sh. Jain , M. Krohn, Y. Kubota, Z. Lesko, J. Mans , M. Revering, R. Rusack, R. Saradhy, N. Schroeder, N. Strobbe , M. A. Wadud




University of Mississippi, Oxford, USA

J. G. Acosta, S. Oliveros 

University of Nebraska-Lincoln, Lincoln, USA

K. Bloom , S. Chauhan , D. R. Claes, C. Fangmeier, L. Finco , F. Golf , J. R. González Fernández, C. Joo, I. Kravchenko , J. E. Siado, G. R. Snow[†], W. Tabb, F. Yan

State University of New York at Buffalo, Buffalo, USA

G. Agarwal, H. Bandyopadhyay, C. Harrington, L. Hay, I. Iashvili , A. Kharchilava, C. McLean , D. Nguyen, J. Pekkanen, S. Rappoccio , B. Roobahani






Northeastern University, Boston, USA

G. Alverson , E. Barberis, C. Freer, Y. Haddad , A. Hortiangtham, J. Li, G. Madigan, B. Marzocchi , D. M. Morse , V. Nguyen, T. Orimoto, A. Parker, L. Skinnari , A. Tishelman-Charny, T. Wamorkar, B. Wang, A. Wisecarver, D. Wood 




Northwestern University, Evanston, USA

S. Bhattacharya, J. Bueghly, Z. Chen, A. Gilbert , T. Gunter, K. A. Hahn, N. Odell, M. H. Schmitt , K. Sung, M. Velasco









University of Notre Dame, Notre Dame, USA

R. Bucci, N. Dev , R. Goldouzian, M. Hildreth, K. Hurtado Anampa , C. Jessop, D. J. Karmgard, K. Lannon, N. Loukas , N. Marinelli, I. Mcalister, F. Meng, K. Mohrman, Y. Musienko⁵⁰, R. Ruchti, P. Siddireddy, S. Taroni , M. Wayne, A. Wightman, M. Wolf , L. Zygala

The Ohio State University, Columbus, USA

J. Alimena , B. Bylsma, B. Cardwell, L. S. Durkin, B. Francis, C. Hill , A. Lefeld, B. L. Winer, B. R. Yates 








Princeton University, Princeton, USA

B. Bonham, P. Das, G. Dezoort, A. Dropulic, P. Elmer , B. Greenberg, N. Haubrich, S. Higginbotham, A. Kalogeropoulos , G. Kopp, S. Kwan, D. Lange, M. T. Lucchini , J. Luo, D. Marlow , K. Mei , I. Ojalvo, J. Olsen , C. Palmer, P. Piroué, D. Stickland , C. Tully 

University of Puerto Rico, Mayaguez, USA

S. Malik , S. Norberg







Purdue University, West Lafayette, USA

V. E. Barnes , R. Chawla, S. Das, L. Gutay, M. Jones, A. W. Jung , G. Negro, N. Neumeister , C. C. Peng, S. Piperov , A. Purohit, H. Qiu, J. F. Schulte , M. Stojanovic ¹⁹, N. Trevisani , F. Wang , A. Wildridge, R. Xiao, W. Xie


Purdue University Northwest, Hammond, USA

J. Dolen, N. Parashar








Rice University, Houston, USA

A. Baty , S. Dildick, K. M. Ecklund , S. Freed, F. J. M. Geurts , M. Kilpatrick, A. Kumar, W. Li, B. P. Padley , R. Redjimi, J. Roberts [†], J. Rorie, W. Shi , A. G. Stahl Leitner 

University of Rochester, Rochester, USA

A. Bodek , P. de Barbaro, R. Demina, J. L. Dulemba, C. Fallon, T. Ferbel, M. Galanti, A. Garcia-Bellido, O. Hindrichs, A. Khukhunaishvili, E. Ranken, R. Taus

Rutgers, The State University of New Jersey, Piscataway, USA

B. Chiarito, J. P. Chou , A. Gandrakota, Y. Gershtein , E. Halkiadakis , A. Hart, M. Heindl , E. Hughes, S. Kaplan, O. Karacheban ²⁶, I. Laflotte, A. Lath , R. Montalvo, K. Nash, M. Osherson, S. Salur , S. Schnetzer, S. Somalwar , R. Stone, S. A. Thayil, S. Thomas, H. Wang


University of Tennessee, Knoxville, USA

H. Acharya, A. G. Delannoy , S. Spanier


Texas A&M University, College Station, USA

O. Bouhali ⁹⁵, M. Dalchenko , A. Delgado, R. Eusebi, J. Gilmore, T. Huang, T. Kamon ⁹⁶, H. Kim, S. Luo, S. Malhotra, R. Mueller, D. Overton, L. Perniè , D. Rathjens , A. Safonov 

Texas Tech University, Lubbock, USA

N. Akchurin, J. Damgov, V. Hegde, S. Kunori, K. Lamichhane, S. W. Lee , T. Mengke, S. Muthumuni, T. Peltola , S. Undleeb, I. Volobouev, Z. Wang, A. Whitbeck

Vanderbilt University, Nashville, USA

E. Appelt , S. Greene, A. Gurrola, R. Janjam, W. Johns, C. Maguire, A. Melo, H. Ni, K. Paden, F. Romeo, P. Sheldon , S. Tuo, J. Velkovska 








University of Virginia, Charlottesville, USA

M. W. Arenton, B. Cox, G. Cummings, J. Hakala, R. Hirosky , M. Joyce, A. Ledovskoy, A. Li, C. Neu , B. Tannenwald , Y. Wang, E. Wolfe, F. Xia

Wayne State University, Detroit, USA

P. E. Karchin, N. Poudyal , P. Thapa

University of Wisconsin-Madison, Madison, WI, USA

K. Black, T. Bose, J. Buchanan, C. Caillol, S. Dasu , I. De Bruyn , P. Everaerts , C. Galloni, H. He, M. Herndon , A. Hervé, U. Hussain, A. Lanaro, A. Loeliger, R. Loveless, J. Madhusudanan Sreekala , A. Mallampalli, D. Pinna, A. Savin, V. Shang, V. Sharma , W. H. Smith , D. Teague, S. Trembath-reichert, W. Vetens

[†] Deceased

- 1: Also at Vienna University of Technology, Vienna, Austria
- 2: Also at Institute of Basic and Applied Sciences, Faculty of Engineering, Arab Academy for Science, Technology and Maritime Transport, Alexandria, Egypt, Alexandria, Egypt
- 3: Also at Université Libre de Bruxelles, Brussels, Belgium
- 4: Also at IRFU, CEA, Université Paris-Saclay, Gif-sur-Yvette, France
- 5: Also at Universidade Estadual de Campinas, Campinas, Brazil
- 6: Also at Federal University of Rio Grande do Sul, Porto Alegre, Brazil
- 7: Also at UFMS, Nova Andradina, Brazil
- 8: Also at Universidade Federal de Pelotas, Pelotas, Brazil
- 9: Also at Nanjing Normal University Department of Physics, Nanjing, China
- 10: Now at The University of Iowa, Iowa City, USA
- 11: Also at University of Chinese Academy of Sciences, Beijing, China
- 12: Also at Institute for Theoretical and Experimental Physics named by A.I. Alikhanov of NRC 'Kurchatov Institute', Moscow, Russia
- 13: Also at Joint Institute for Nuclear Research, Dubna, Russia
- 14: Also at Cairo University, Cairo, Egypt
- 15: Also at Suez University, Suez, Egypt
- 16: Now at British University in Egypt, Cairo, Egypt
- 17: Also at Zewail City of Science and Technology, Zewail, Egypt
- 18: Now at Fayoum University, El-Fayoum, Egypt
- 19: Also at Purdue University, West Lafayette, USA
- 20: Also at Université de Haute Alsace, Mulhouse, France
- 21: Also at Erzincan Binali Yildirim University, Erzincan, Turkey
- 22: Also at CERN, European Organization for Nuclear Research, Geneva, Switzerland
- 23: Also at RWTH Aachen University, III. Physikalisches Institut A, Aachen, Germany
- 24: Also at University of Hamburg, Hamburg, Germany
- 25: Also at Department of Physics, Isfahan University of Technology, Isfahan, Iran
- 26: Also at Brandenburg University of Technology, Cottbus, Germany
- 27: Also at Skobeltsyn Institute of Nuclear Physics, Lomonosov Moscow State University, Moscow, Russia
- 28: Also at Institute of Physics, University of Debrecen, Debrecen, Hungary
- 29: Also at Physics Department, Faculty of Science, Assiut University, Assiut, Egypt
- 30: Also at Eszterhazy Karoly University Karoly Robert Campus, Gyongyos, Hungary
- 31: Also at Institute of Nuclear Research ATOMKI, Debrecen, Hungary
- 32: Also at Wigner Research Centre for Physics, Budapest, Hungary
- 33: Also at IIT Bhubaneswar, Bhubaneswar, India
- 34: Also at Institute of Physics, Bhubaneswar, India
- 35: Also at G.H.G. Khalsa College, Punjab, India
- 36: Also at Shoolini University, Solan, India
- 37: Also at University of Hyderabad, Hyderabad, India
- 38: Also at University of Visva-Bharati, Santiniketan, India
- 39: Also at Indian Institute of Technology (IIT), Mumbai, India
- 40: Also at Tata Institute of Fundamental Research-B, Mumbai, India
- 41: Also at Deutsches Elektronen-Synchrotron, Hamburg, Germany
- 42: Also at Sharif University of Technology, Tehran, Iran
- 43: Also at Department of Physics, University of Science and Technology of Mazandaran, Behshahr, Iran
- 44: Now at INFN Sezione di Bari^a, Università di Bari^b, Politecnico di Bari^c, Bari, Italy
- 45: Also at Italian National Agency for New Technologies, Energy and Sustainable Economic Development, Bologna, Italy
- 46: Also at Centro Siciliano di Fisica Nucleare e di Struttura Della Materia, Catania, Italy
- 47: Also at Università di Napoli 'Federico II', Naples, Italy
- 48: Also at Riga Technical University, Riga, Latvia
- 49: Also at Consejo Nacional de Ciencia y Tecnología, Mexico City, Mexico
- 50: Also at Institute for Nuclear Research, Moscow, Russia
- 51: Now at National Research Nuclear University 'Moscow Engineering Physics Institute' (MEPhI), Moscow, Russia

- 52: Also at Institute of Nuclear Physics of the Uzbekistan Academy of Sciences, Tashkent, Uzbekistan
- 53: Also at St. Petersburg State Polytechnical University, St. Petersburg, Russia
- 54: Also at University of Florida, Gainesville, USA
- 55: Also at Imperial College, London, UK
- 56: Also at Moscow Institute of Physics and Technology, Moscow, Russia
- 57: Also at California Institute of Technology, Pasadena, USA
- 58: Also at Budker Institute of Nuclear Physics, Novosibirsk, Russia
- 59: Also at Faculty of Physics, University of Belgrade, Belgrade, Serbia
- 60: Also at Trincomalee Campus, Eastern University, Nilaveli, Sri Lanka
- 61: Also at INFN Sezione di Pavia^a, Università di Pavia^b, Pavia, Italy
- 62: Also at National and Kapodistrian University of Athens, Athens, Greece
- 63: Also at Universität Zürich, Zurich, Switzerland
- 64: Also at Ecole Polytechnique Fédérale Lausanne, Lausanne, Switzerland
- 65: Also at Stefan Meyer Institute for Subatomic Physics, Vienna, Austria
- 66: Also at Laboratoire d'Annecy-le-Vieux de Physique des Particules, IN2P3-CNRS, Annecy-le-Vieux, France
- 67: Also at Şirnak University, Sirnak, Turkey
- 68: Also at Department of Physics, Tsinghua University, Beijing, China
- 69: Also at Near East University, Research Center of Experimental Health Science, Nicosia, Turkey
- 70: Also at Beykent University, Istanbul, Turkey
- 71: Also at Istanbul Aydin University, Application and Research Center for Advanced Studies (App. & Res. Cent. for Advanced Studies), Istanbul, Turkey
- 72: Also at Mersin University, Mersin, Turkey
- 73: Also at Piri Reis University, Istanbul, Turkey
- 74: Also at Adiyaman University, Adiyaman, Turkey
- 75: Also at Ozyegin University, Istanbul, Turkey
- 76: Also at Izmir Institute of Technology, Izmir, Turkey
- 77: Also at Necmettin Erbakan University, Konya, Turkey
- 78: Also at Bozok Universitetesi Rektörlüğü, Yozgat, Turkey, Yozgat, Turkey
- 79: Also at Marmara University, Istanbul, Turkey
- 80: Also at Milli Savunma University, Istanbul, Turkey
- 81: Also at Kafkas University, Kars, Turkey
- 82: Also at Istanbul Bilgi University, Istanbul, Turkey
- 83: Also at Hacettepe University, Ankara, Turkey
- 84: Also at Vrije Universiteit Brussel, Brussels, Belgium
- 85: Also at School of Physics and Astronomy, University of Southampton, Southampton, UK
- 86: Also at IPPP Durham University, Durham, UK
- 87: Also at Monash University, Faculty of Science, Clayton, Australia
- 88: Also at Bethel University, St. Paul, Minneapolis, USA
- 89: Also at Karamanoğlu Mehmetbey University, Karaman, Turkey
- 90: Also at Ain Shams University, Cairo, Egypt
- 91: Also at Bingol University, Bingol, Turkey
- 92: Also at Georgian Technical University, Tbilisi, Georgia
- 93: Also at Sinop University, Sinop, Turkey
- 94: Also at Mimar Sinan University, Istanbul, Istanbul, Turkey
- 95: Also at Texas A&M University at Qatar, Doha, Qatar
- 96: Also at Kyungpook National University, Daegu, Korea