

# Search for $CP$ violation in $D_{(s)}^+ \rightarrow h^+ \pi^0$ and $D_{(s)}^+ \rightarrow h^+ \eta$ decays



## The LHCb collaboration

*E-mail:* [tom.hadavizadeh@cern.ch](mailto:tom.hadavizadeh@cern.ch)

ABSTRACT: Searches for  $CP$  violation in the two-body decays  $D_{(s)}^+ \rightarrow h^+ \pi^0$  and  $D_{(s)}^+ \rightarrow h^+ \eta$  (where  $h^+$  denotes a  $\pi^+$  or  $K^+$  meson) are performed using  $pp$  collision data collected by the LHCb experiment corresponding to either  $9 \text{ fb}^{-1}$  or  $6 \text{ fb}^{-1}$  of integrated luminosity. The  $\pi^0$  and  $\eta$  mesons are reconstructed using the  $e^+e^-\gamma$  final state, which can proceed as three-body decays  $\pi^0 \rightarrow e^+e^-\gamma$  and  $\eta \rightarrow e^+e^-\gamma$ , or via the two-body decays  $\pi^0 \rightarrow \gamma\gamma$  and  $\eta \rightarrow \gamma\gamma$  followed by a photon conversion. The measurements are made relative to the control modes  $D_{(s)}^+ \rightarrow K_S^0 h^+$  to cancel the production and detection asymmetries. The  $CP$  asymmetries are measured to be

$$\begin{aligned} \mathcal{A}_{CP}(D^+ \rightarrow \pi^+ \pi^0) &= (-1.3 \pm 0.9 \pm 0.6)\%, \\ \mathcal{A}_{CP}(D^+ \rightarrow K^+ \pi^0) &= (-3.2 \pm 4.7 \pm 2.1)\%, \\ \mathcal{A}_{CP}(D^+ \rightarrow \pi^+ \eta) &= (-0.2 \pm 0.8 \pm 0.4)\%, \\ \mathcal{A}_{CP}(D^+ \rightarrow K^+ \eta) &= (-6 \pm 10 \pm 4)\%, \\ \mathcal{A}_{CP}(D_s^+ \rightarrow K^+ \pi^0) &= (-0.8 \pm 3.9 \pm 1.2)\%, \\ \mathcal{A}_{CP}(D_s^+ \rightarrow \pi^+ \eta) &= (0.8 \pm 0.7 \pm 0.5)\%, \\ \mathcal{A}_{CP}(D_s^+ \rightarrow K^+ \eta) &= (0.9 \pm 3.7 \pm 1.1)\%, \end{aligned}$$

where the first uncertainties are statistical and the second systematic. These results are consistent with no  $CP$  violation and mostly constitute the most precise measurements of  $\mathcal{A}_{CP}$  in these decay modes to date.

KEYWORDS: Charm physics, CP violation, Hadron-Hadron scattering (experiments)

ARXIV EPRINT: [2103.11058](https://arxiv.org/abs/2103.11058)

---

**Contents**

|          |                                   |           |
|----------|-----------------------------------|-----------|
| <b>1</b> | <b>Introduction</b>               | <b>1</b>  |
| <b>2</b> | <b>Detector</b>                   | <b>3</b>  |
| <b>3</b> | <b>Event selection</b>            | <b>4</b>  |
| <b>4</b> | <b>Signal modes and fit model</b> | <b>6</b>  |
| <b>5</b> | <b>Control modes</b>              | <b>9</b>  |
| <b>6</b> | <b>Systematic uncertainties</b>   | <b>11</b> |
| <b>7</b> | <b>Results and conclusions</b>    | <b>14</b> |
|          | <b>The LHCb collaboration</b>     | <b>19</b> |

---

**1 Introduction**

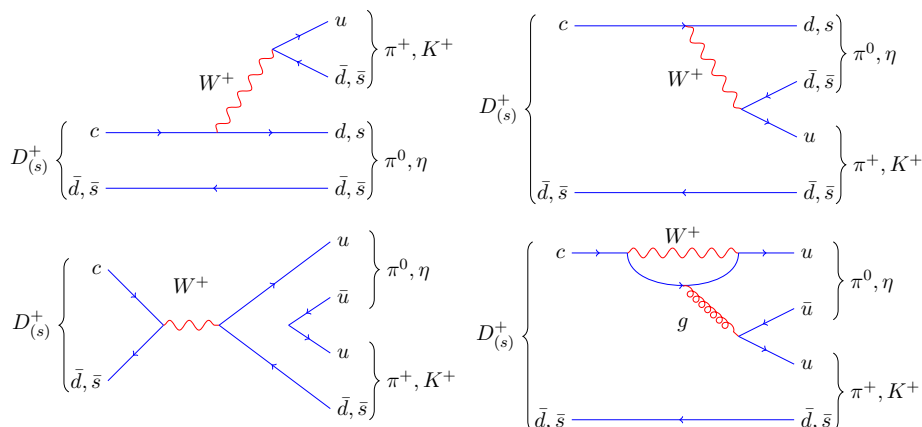
The observation of Charge-Parity ( $CP$ ) violation in two-body decays of neutral  $D$  mesons [1] motivates searches for similar effects in charged  $D$  meson decays. The two-body  $D_{(s)}^+ \rightarrow h^+ \pi^0$  and  $D_{(s)}^+ \rightarrow h^+ \eta$  decays, where  $h^+$  denotes a  $\pi^+$  or  $K^+$  meson,<sup>1</sup> are mediated by Cabibbo favoured (CF), singly Cabibbo suppressed (SCS) or doubly Cabibbo suppressed (DCS) processes. The contributing decay topologies are shown in figure 1. The SCS modes  $D_s^+ \rightarrow K^+ \pi^0$ ,  $D^+ \rightarrow \pi^+ \eta$  and  $D_s^+ \rightarrow K^+ \eta$  receive contributions from two different weak phases, proportional to the products of the CKM matrix elements  $V_{cd} V_{ud}^*$  and  $V_{cs} V_{us}^*$ , allowing  $CP$  violation at tree-level. In the Standard Model (SM), the  $CP$  asymmetries are expected to be of the order  $10^{-4}$ – $10^{-3}$  [2–7]. The CF mode  $D_s^+ \rightarrow \pi^+ \eta$  and the DCS modes  $D^+ \rightarrow K^+ \pi^0$  and  $D^+ \rightarrow K^+ \eta$  receive contributions from only one weak phase at tree-level. The  $D_s^+ \rightarrow \pi^+ \pi^0$  mode proceeds via an annihilation topology decay and is therefore highly suppressed.

The SCS  $D^+ \rightarrow \pi^+ \pi^0$  mode is of particular interest as the  $CP$  asymmetry in the SM is expected to be zero as a result of isospin constraints [3–6]. The  $CP$  asymmetries of the signal decays are defined to be

$$\mathcal{A}_{CP}(D_{(s)}^+ \rightarrow h^+ h^0) \equiv \frac{\Gamma(D_{(s)}^+ \rightarrow h^+ h^0) - \Gamma(D_{(s)}^- \rightarrow h^- h^0)}{\Gamma(D_{(s)}^+ \rightarrow h^+ h^0) + \Gamma(D_{(s)}^- \rightarrow h^- h^0)}, \tag{1.1}$$

---

<sup>1</sup>Inclusion of charge conjugated processes is implied throughout, except when discussing asymmetry definitions.



**Figure 1.** Processes that contribute to the studied decays at tree-level include (top left) colour-favoured, (top right) colour-suppressed and (bottom left) annihilation topology decays. Contributions can also be received at loop-level from processes such as (bottom right) penguin topology decays.

where  $\Gamma$  is the partial decay rate and  $h^0$  denotes either a  $\pi^0$  or an  $\eta$  meson. A non-zero value of  $\mathcal{A}_{CP}(D^+ \rightarrow \pi^+\pi^0)$ , coupled with a verification that the isospin sum rule

$$R = \frac{\mathcal{A}_{CP}(D^0 \rightarrow \pi^+\pi^-)}{1 + \frac{\tau_{D^0}}{\mathcal{B}_{+-}} \left( \frac{\mathcal{B}_{00}}{\tau_{D^0}} + \frac{2}{3} \frac{\mathcal{B}_{+0}}{\tau_{D^+}} \right)} + \frac{\mathcal{A}_{CP}(D^0 \rightarrow \pi^0\pi^0)}{1 + \frac{\tau_{D^0}}{\mathcal{B}_{00}} \left( \frac{\mathcal{B}_{+-}}{\tau_{D^0}} + \frac{2}{3} \frac{\mathcal{B}_{+0}}{\tau_{D^+}} \right)} - \frac{\mathcal{A}_{CP}(D^+ \rightarrow \pi^+\pi^0)}{1 + \frac{3}{2} \frac{\tau_{D^+}}{\mathcal{B}_{+0}} \left( \frac{\mathcal{B}_{00}}{\tau_{D^0}} + \frac{\mathcal{B}_{+-}}{\tau_{D^0}} \right)} \quad (1.2)$$

is consistent with zero, would be an indication of physics beyond the SM [7–10]. Here,  $\tau_{D^+}$  and  $\tau_{D^0}$  represent the  $D^+$  and  $D^0$  lifetimes and  $\mathcal{B}_{+-}$ ,  $\mathcal{B}_{00}$  and  $\mathcal{B}_{+0}$  represent the branching fractions of  $D^0 \rightarrow \pi^+\pi^-$ ,  $D^0 \rightarrow \pi^0\pi^0$  and  $D^+ \rightarrow \pi^+\pi^0$  decays, respectively. A recent measurement from the Belle collaboration determined the  $CP$  asymmetry to be  $\mathcal{A}_{CP}(D^+ \rightarrow \pi^+\pi^0) = (2.31 \pm 1.24 \pm 0.23)\%$  [10], where the first uncertainty is statistical and the second is systematic, corresponding to a value of  $R = (-2.2 \pm 2.7) \times 10^{-3}$ .

In this article measurements of  $CP$  asymmetries of seven  $D_{(s)}^+ \rightarrow h^+\pi^0$  and  $D_{(s)}^+ \rightarrow h^+\eta$  modes are performed, using samples corresponding to either  $9 \text{ fb}^{-1}$  or  $6 \text{ fb}^{-1}$  of integrated luminosity, respectively, collected by the LHCb experiment in proton-proton ( $pp$ ) collisions at the LHC. The  $6 \text{ fb}^{-1}$  data set comprises data collected during 2015–2018 (Run 2) at a centre-of-mass energy of 13 TeV, whilst the  $9 \text{ fb}^{-1}$  data set additionally includes data collected during 2011–2012 (Run 1) at centre-of-mass energies of 7 TeV and 8 TeV. The neutral  $\pi^0$  and  $\eta$  mesons are reconstructed via decays to the  $e^+e^-\gamma$  final state. The reconstruction of electron and positron tracks, in addition to the charged hadron track from the  $D_{(s)}^+$  meson decay, enables the determination of the displaced  $D_{(s)}^+$  meson decay vertex and suppresses background from particles originating from the primary  $pp$  interaction. The signal receives contributions from the suppressed three-body Dalitz decays  $\pi^0 \rightarrow e^+e^-\gamma$  and  $\eta \rightarrow e^+e^-\gamma$  with branching fractions  $(1.174 \pm 0.035)\%$  and  $(6.9 \pm 0.4) \times 10^{-3}$ , respectively [11], as well as the more common  $\pi^0 \rightarrow \gamma\gamma$  and  $\eta \rightarrow \gamma\gamma$  decays with branching fractions  $(98.823 \pm 0.034)\%$  and  $(39.41 \pm 0.20)\%$  [11], where one of the photons subsequently interacts with the detector material and is converted to an  $e^+e^-$  pair. Converted photons have been

previously exploited at LHCb [12–16], but this is the first measurement to use converted photons to reconstruct  $\pi^0$  and  $\eta$  mesons.

Experimentally, the raw asymmetry of each signal mode is measured, which is defined to be

$$A_{\text{Raw}}\left(D_{(s)}^+ \rightarrow h^+ h^0\right) \equiv \frac{N\left(D_{(s)}^+ \rightarrow h^+ h^0\right) - N\left(D_{(s)}^- \rightarrow h^- h^0\right)}{N\left(D_{(s)}^+ \rightarrow h^+ h^0\right) + N\left(D_{(s)}^- \rightarrow h^- h^0\right)}, \quad (1.3)$$

where  $N$  is the signal yield. This can be approximated by

$$A_{\text{Raw}}\left(D_{(s)}^+ \rightarrow h^+ h^0\right) \approx \mathcal{A}_{CP}\left(D_{(s)}^+ \rightarrow h^+ h^0\right) + A_{\text{Prod}}\left(D_{(s)}^+\right) + A_{\text{Det}}\left(h^+\right), \quad (1.4)$$

where  $A_{\text{Prod}}\left(D_{(s)}^+\right)$  and  $A_{\text{Det}}\left(h^+\right)$  represent the production and detection asymmetries of the corresponding hadrons. In order to cancel the production and detection asymmetries, the raw asymmetry of  $D_{(s)}^+ \rightarrow K_S^0 h^+$  control decays is subtracted, approximated by

$$A_{\text{Raw}}\left(D_{(s)}^+ \rightarrow K_S^0 h^+\right) \approx \mathcal{A}_{CP}\left(D_{(s)}^+ \rightarrow K_S^0 h^+\right) + A_{\text{Prod}}\left(D_{(s)}^+\right) + A_{\text{Det}}\left(h^+\right) + A_{\text{Mix}}\left(K^0\right), \quad (1.5)$$

where the extra term  $A_{\text{Mix}}\left(K^0\right)$  arises due to the  $CP$  asymmetry induced by mixing and decay of the neutral  $K_S^0$  meson [17]. As the nuisance asymmetries are known to be kinematically dependent, the  $D_{(s)}^+ \rightarrow K_S^0 h^+$  samples are weighted to match the kinematic distributions of the signal candidates to optimally reduce the impact of the production and detection asymmetries. The  $CP$  asymmetry for the signal modes can then be determined as

$$\begin{aligned} \mathcal{A}_{CP}\left(D_{(s)}^+ \rightarrow h^+ h^0\right) &= A_{\text{Raw}}\left(D_{(s)}^+ \rightarrow h^+ h^0\right) - A_{\text{Raw}}^w\left(D_{(s)}^+ \rightarrow K_S^0 h^+\right) \\ &\quad + \mathcal{A}_{CP}\left(D_{(s)}^+ \rightarrow K_S^0 h^+\right) + A_{\text{Mix}}\left(K^0\right), \end{aligned} \quad (1.6)$$

where  $A_{\text{Raw}}^w$  represents the raw asymmetry determined from weighted samples, the values of  $\mathcal{A}_{CP}\left(D_{(s)}^+ \rightarrow K_S^0 h^+\right)$  are accounted for using external inputs with sub-percent precision [18], and  $A_{\text{Mix}}\left(K^0\right)$  is calculated using a description of the detector material and the distribution of  $K_S^0$  decay times and momentum in the selected data, as detailed in refs. [18, 19].

This article is structured as follows: the LHCb experiment is described in section 2; the requirements used to reconstruct the signal samples are given in section 3; a description of the fits to the invariant mass distributions can be found in section 4; the treatment of the  $D_{(s)}^+ \rightarrow K_S^0 h^+$  control modes is given in section 5; the sources of systematic uncertainty are detailed in section 6; and finally the results and conclusions are summarised in section 7.

## 2 Detector

The LHCb detector [20, 21] is a single-arm forward spectrometer covering the pseudorapidity range between 2 and 5, designed for the study of particles containing  $b$  or  $c$  quarks. The detector includes a high-precision tracking system consisting of a silicon-strip vertex detector surrounding the  $pp$  interaction region (VELO), a large-area silicon-strip detector located upstream of a dipole magnet with a bending power of about 4 Tm, and three stations of silicon-strip detectors and straw drift tubes placed downstream of the magnet. The

tracking system provides a measurement of the momentum,  $p$ , of charged particles with a relative uncertainty that varies from 0.5% at low momentum to 1.0% at 200 GeV/ $c$ . The minimum distance of a track to a primary  $pp$  collision vertex (PV), the impact parameter (IP), is measured with a resolution of  $(15 + 29/p_T) \mu\text{m}$ , where  $p_T$  is the component of the momentum transverse to the beam, in GeV/ $c$ . Different types of charged hadrons are distinguished using information from two ring-imaging Cherenkov detectors. Photons, electrons and hadrons are identified by a calorimeter system consisting of scintillating-pad and preshower detectors, an electromagnetic and a hadronic calorimeter. Muons are identified by a system composed of alternating layers of iron and multiwire proportional chambers. The online event selection is performed by a trigger, which consists of a hardware stage, based on information from the calorimeter and muon systems, followed by a software stage, which applies a full event reconstruction.

Simulation is required to determine the invariant-mass distributions of the signal decays, develop the selection and constrain the yields of background from other particles misidentified as the signal-decay products. In the simulation,  $pp$  collisions are generated using PYTHIA [22] with a specific LHCb configuration [23]. Decays of unstable particles are described by EVTGEN [24], in which final-state radiation is generated using PHOTOS [25]. The interaction of the generated particles with the detector, and its response, are implemented using the GEANT4 toolkit [26, 27] as described in ref. [28]. The underlying  $pp$  interaction is reused multiple times, with an independently generated signal decay for each [29].

### 3 Event selection

To reconstruct the  $D_{(s)}^+$  meson candidate a well-identified kaon or pion track is combined with a neutral meson to form a secondary decay vertex displaced from any PV. The neutral  $\pi^0$  and  $\eta$  candidates are formed from two oppositely charged electron tracks that are combined with a photon candidate to create a neutral-meson decay vertex. A bremsstrahlung-recovery algorithm associates additional deposits from soft photons to those produced by the electrons in the electromagnetic calorimeter. To improve the resolution, the electron tracks must include a track segment within the VELO.

At the hardware trigger level, candidates are selected by either directly identifying high transverse-momentum deposits from the signal in the electromagnetic or hadronic calorimeters, or by independently identifying another energetic particle produced in the  $pp$  collision. Inclusive multivariate (MVA) software triggers ensure the presence of well-reconstructed tracks that are inconsistent with originating from any PV. A second high-level software trigger performs a full event reconstruction to form the  $D_{(s)}^+$  candidates. In Run 1, no dedicated exclusive triggers for the signal modes were implemented, but small samples of  $D_{(s)}^+ \rightarrow h^+\pi^0$  candidates are reconstructable as a result of the overlap with existing exclusive two- and three-body  $D$ -meson-decay triggers. No attempt is made to reconstruct  $D_{(s)}^+ \rightarrow h^+\eta$  candidates using the Run 1 data set. In Run 2, dedicated exclusive software triggers were added to form both  $D_{(s)}^+ \rightarrow h^+\pi^0$  and  $D_{(s)}^+ \rightarrow h^+\eta$  signal candidates. These require the presence of a photon and three well-reconstructed tracks, inconsistent with originating from any PV. The invariant masses of the  $\pi^0$  ( $\eta$ ) meson candidates are

required to be in the range  $70 < m(e^+e^-\gamma) < 210 \text{ MeV}/c^2$  ( $450 < m(e^+e^-\gamma) < 650 \text{ MeV}/c^2$ ) with  $p_T > 200 \text{ MeV}/c$  ( $500 \text{ MeV}/c$ ). The  $D_{(s)}^+$  candidate is required to have a transverse momentum  $p_T > 3000 \text{ MeV}/c$  and a good quality vertex with an associated p-value of greater than 0.0018, created by first combining the  $e^+e^-$  candidates to form the photon conversion or  $h^0$  Dalitz decay vertex, which is then further combined with a photon and charged hadron to create the  $D_{(s)}^+$  decay vertex.

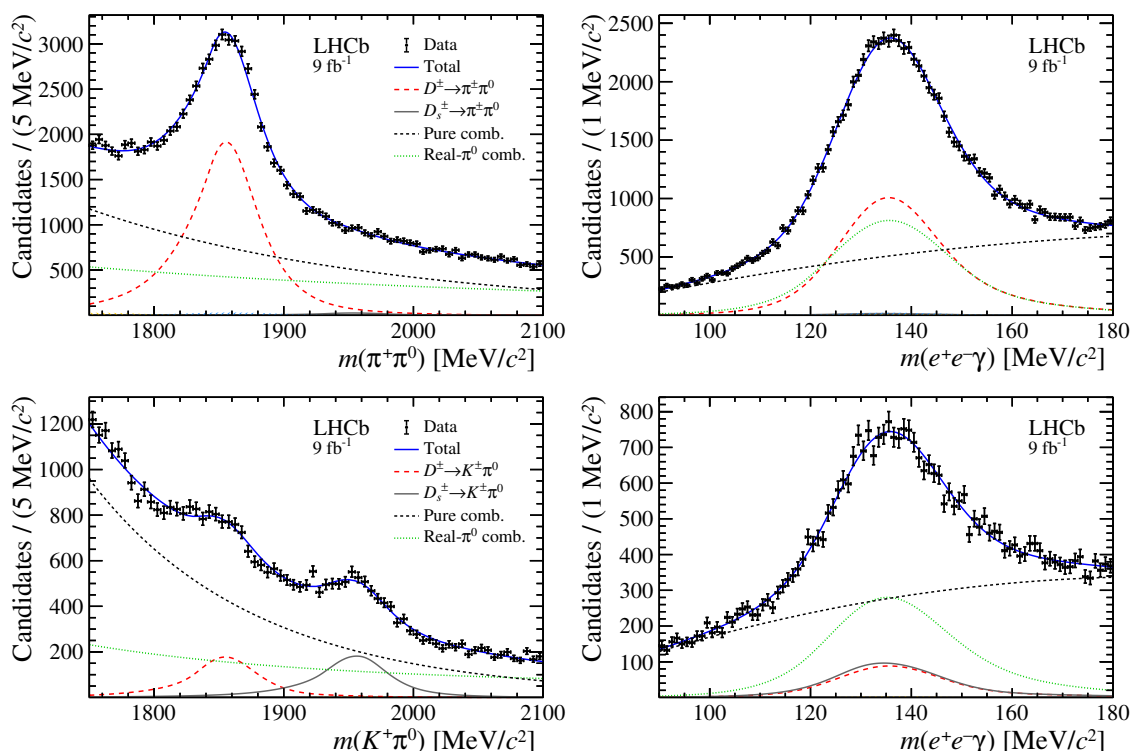
Offline, the  $D_{(s)}^+$  candidate selection is refined by requiring that the momentum of the tracks is in the range  $3 < p < 100 \text{ GeV}/c$  and their pseudorapidity is between 1.5 and 5.0. The  $D_{(s)}^+$  candidates are required to have a mass in the range  $1600 < m(D_{(s)}^+) < 2200 \text{ MeV}/c^2$ , be consistent with originating at a primary interaction and have a proper decay time of  $t > 0.15 \text{ ps}$  ( $0.25 \text{ ps}$ ) for  $D_{(s)}^+ \rightarrow h^+\pi^0$  ( $D_{(s)}^+ \rightarrow h^+\eta$ ) candidates. Additionally, the angle between the momentum direction and the vector joining the PV and  $D_{(s)}^+$  decay vertex, referred to as the direction angle, must be smaller than 10 mrad.

Fiducial requirements are placed on the charged-hadron tracks to remove regions of large detection asymmetries, for example regions where a track of one charge would be bent out of the acceptance by the magnetic field whilst the opposite charge would be detected; the same criteria are used as in the previous measurements of the control modes [18].

Particle identification (PID) requirements are applied using MVA-based PID variables for the charged particles and the photon to reduce the amount of combinatorial and misidentification background [30, 31]. Loose PID requirements are applied to the pion and electron tracks. Tighter requirements are applied to kaon candidates to reduce the rate of  $\pi^+ \rightarrow K^+$  misidentification from the more abundant pion modes into the suppressed kaon modes. When reconstructing  $\pi^0$  mesons, a loose requirement is placed on an MVA-based photon-quality variable [32], whilst for  $\eta$  mesons, a tighter condition is required to reduce the level of combinatorial background. Requirements are placed on electron bremsstrahlung PID variables that match the bremsstrahlung calorimeter deposit to the electron track before passing through the magnetic field to ensure that the correct photon deposits are recovered. Decays with a total of either zero or one bremsstrahlung photon per  $e^+e^-$  pair are used in this analysis. For  $D^+ \rightarrow h^+\pi^0$  ( $D^+ \rightarrow h^+\eta$ ) decays this corresponds to 62% and 38% (31% and 48%) of the reconstructed candidates, respectively. Decays with two or more bremsstrahlung photons per  $e^+e^-$  pair are removed as they result in a poor  $D_{(s)}^+$  invariant mass resolution and high background level.

The same offline selection requirements are used for candidates selected with different numbers of bremsstrahlung photons, and also between candidates decaying via photon conversions or three-body  $h^0 \rightarrow e^+e^-\gamma$  decays. The requirements give a reasonable compromise between the efficiency of each type of decay with efficiencies of the order  $\mathcal{O}(10^{-6})$  in Run 1 and  $\mathcal{O}(10^{-5})$  in Run 2.

After the full selection has been applied, approximately 3% (2%) of events are found to have multiple  $D_{(s)}^+ \rightarrow h^+\pi^0$  ( $D_{(s)}^+ \rightarrow h^+\eta$ ) candidates predominately due to combinations with alternative photon candidates, of which all are retained. The signal decays are found to be dominated by  $\pi^0 \rightarrow \gamma\gamma$  and  $\eta \rightarrow \gamma\gamma$  decays followed by a photon conversion, rather than the three-body Dalitz decays  $\pi^0 \rightarrow e^+e^-\gamma$  and  $\eta \rightarrow e^+e^-\gamma$ , with approximately 86% of the candidates resulting from photon conversions.



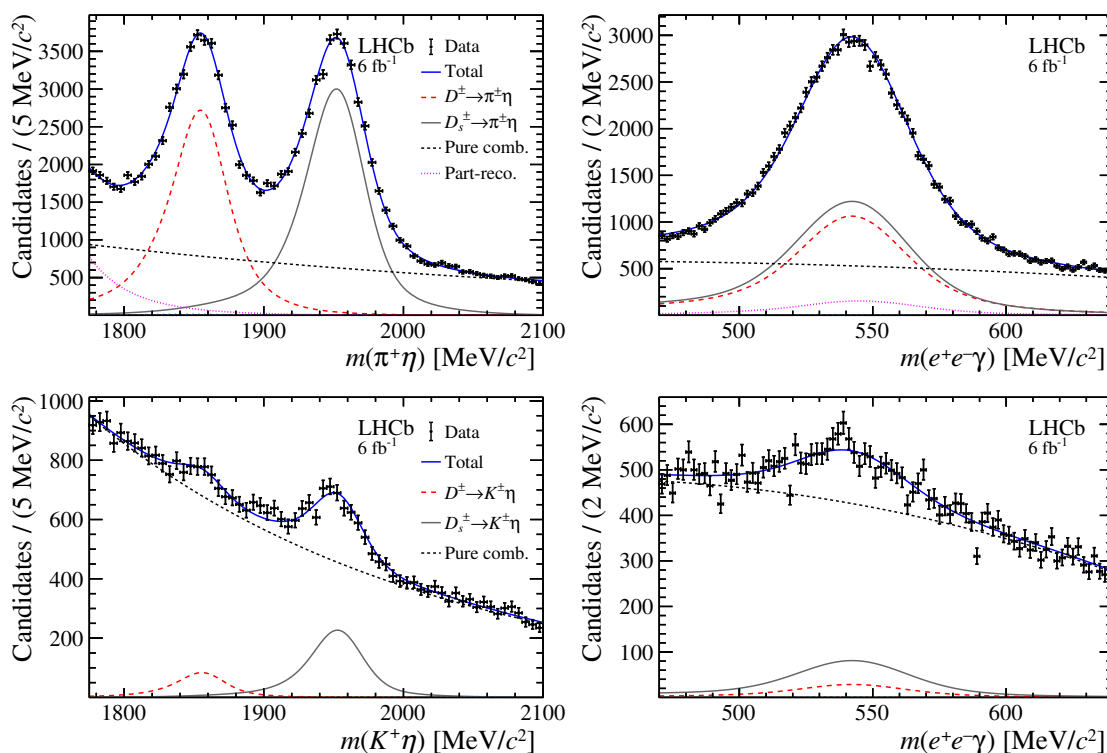
**Figure 2.** Distribution of the (left)  $m(h^+\pi^0)$  and (right)  $m(e^+e^-\gamma)$  mass for (top)  $D_{(s)}^+ \rightarrow \pi^+\pi^0$  and (bottom)  $D_{(s)}^+ \rightarrow K^+\pi^0$  candidates, summed over all categories of the simultaneous fit. Projections of the total fit result and individual fit components are overlaid. This includes  $D^+ \rightarrow h^+\pi^0$  decays in dashed red,  $D_s^+ \rightarrow h^+\pi^0$  decays in solid grey, pure combinatorial decays in dashed black and real- $\pi^0$  combinatorial background in dotted green. The misidentification background is too small to be seen in these distributions.

#### 4 Signal modes and fit model

The raw asymmetries of the signal modes are measured using two-dimensional extended simultaneous unbinned maximum-likelihood fits to the invariant mass  $m(e^+e^-\gamma)$  and the invariant mass difference  $m(h^+h^0) \equiv m(h^+e^+e^-\gamma) - m(e^+e^-\gamma) + M(h^0)_{\text{PDG}}$ , where  $M(h^0)_{\text{PDG}}$  corresponds to the known  $\pi^0$  and  $\eta$  masses [11]. The quantity  $m(h^+h^0)$  is constructed to reduce the correlations between the two dimensions, and is referred to as the  $D_{(s)}^+$  candidate mass henceforth. The  $m(h^+h^0)$  and  $m(e^+e^-\gamma)$  mass distributions are shown for  $D_{(s)}^+ \rightarrow h^+\pi^0$  and  $D_{(s)}^+ \rightarrow h^+\eta$  candidates in figures 2 and 3. The fits are performed for  $D_{(s)}^+ \rightarrow h^+\pi^0$  candidates in the ranges  $1750 < m(h^+h^0) < 2100 \text{ MeV}/c^2$  and  $90 < m(e^+e^-\gamma) < 180 \text{ MeV}/c^2$ , and for  $D_{(s)}^+ \rightarrow h^+\eta$  candidates in the ranges  $1775 < m(h^+h^0) < 2100 \text{ MeV}/c^2$  and  $470 < m(e^+e^-\gamma) < 640 \text{ MeV}/c^2$ .

The fits are performed simultaneously on candidates in categories that depend on the running period, the presence of bremsstrahlung photons, charged-hadron type (pion or kaon) and the candidate charge. All  $D_{(s)}^+ \rightarrow h^+\eta$  candidates were collected during Run 2. The  $D_{(s)}^+ \rightarrow h^+\pi^0$  candidates are split into three running period categories, 2011, 2012 and





**Figure 3.** Distribution of the (left)  $m(h^+\eta)$  and (right)  $m(e^+e^-\gamma)$  mass for (top)  $D_{(s)}^+ \rightarrow \pi^+\eta$  and (bottom)  $D_{(s)}^+ \rightarrow K^+\eta$  candidates, summed over all categories of the simultaneous fit. Projections of the total fit result and individual fit components are overlaid. This includes  $D^+ \rightarrow h^+\eta$  decays in dashed red,  $D_s^+ \rightarrow h^+\eta$  decays in solid grey, pure combinatorial decays in dashed black and partially reconstructed background in dotted magenta. The misidentification background is too small to be seen in these distributions.

Run 2, where the centre-of-mass energies were 7, 8, and 13 TeV, respectively. Candidates with either zero or one bremsstrahlung photon per  $e^+e^-$  pair are split into two categories as they have different mass resolutions. The fits are performed on candidates with  $\pi^+$  and  $K^+$  mesons simultaneously to allow the signal yields in either category to determine the misidentification-background yields in the corresponding category.

Two-dimensional probability density functions (PDFs) are used to model different contributions within the mass windows. These contributions can be categorised as signal decays, misidentification background, partially reconstructed low-mass background and combinatorial background. The sum of positively- and negatively-charged candidate yields and raw asymmetry of all signal and background components are free to vary in the fits. A component for  $D_s^+ \rightarrow \pi^+\pi^0$  signal is included in the fit, but due to the insignificant yield no corresponding raw asymmetry is measured. The PDFs are assumed to be the same for positively and negatively charged candidates, but otherwise allowed to differ for the other categories of the simultaneous fit. In the fit to  $D_{(s)}^+ \rightarrow h^+\pi^0$  candidates the same raw asymmetries are shared between different running periods.



The signal modes are modelled by the sum of a two-dimensional Gaussian function and two two-dimensional Crystal Ball functions [33]. The shape parameters and fraction of each function are determined from fits to simulated decays passing the full selection. To account for residual correlations between  $m(h^+h^0)$  and  $m(e^+e^-\gamma)$  resulting in part from radiative tails, the mean  $h^0$  ( $D_{(s)}^+$ ) mass is allowed to vary quadratically as a function of the  $D_{(s)}^+$  ( $h^0$ ) mass in the fits to  $D_{(s)}^+ \rightarrow h^+\pi^0$  ( $D_{(s)}^+ \rightarrow h^+\eta$ ) candidates. When performing fits to data, freely varying scaling factors are applied to the widths of the PDFs, and freely varying offsets are added to the mean positions and quadratic correlation coefficients to account for differences between data and simulation. Different parameters are introduced for each running period and bremsstrahlung category. When determining PDFs from simulated decays, the candidates are weighted to account for the PID requirements using input from calibration samples [31].

The fit model accounts for misidentified signal decays, where a  $\pi^+$  track has been incorrectly assigned the  $K^+$  mass hypothesis, or vice versa, using the same two-dimensional parameterisation as the signal shapes. The PDF parameters are determined from fits to the corresponding simulated signal decays passing the full selection for the charged hadron with the wrong mass hypothesis, including weights to account for the misidentification probabilities. When performing the fits to data, the yield of the misidentification background is constrained to the yield of signal in the other charged-hadron category multiplied by the relevant ratio of efficiencies determined from simulated decays and PID calibration samples. The yields of misidentification background contributions are below approximately 3% of the corresponding signal yields.

Combinatorial background resulting from random combinations of tracks and photons is modelled with an exponential function in the  $m(h^+h^0)$  dimension and a second-order Chebychev polynomial function in the  $m(e^+e^-\gamma)$  dimension. The exponential coefficient and Chebychev polynomial coefficients freely vary in the fit. In the fit to  $D_{(s)}^+ \rightarrow h^+\pi^0$  candidates, it is found necessary to include a combinatorial component comprising a real  $\pi^0$  meson combined with an unrelated track. The PDF is constructed from a peaking distribution in the  $m(e^+e^-\gamma)$  dimension and an exponential function in the  $m(h^+h^0)$  dimension. The peaking distribution is constructed from the sum of two Crystal Ball functions, whose shape is determined from one-dimensional fits to the simulated signal decays. However, when fitting data a freely varying mass offset and resolution scaling factor are included to allow the  $\pi^0$  mass distribution to differ from that of the signal decays. No significant contribution from combinatorial decays with a real  $\eta$  meson and an unrelated track is found when fitting  $D_{(s)}^+ \rightarrow h^+\eta$  decays, therefore no corresponding component is included.

Decays of charm mesons to  $h^+h^0X$  final states, where  $X$  is at least one unreconstructed particle, appear as partially reconstructed background below the  $D_{(s)}^+$  meson masses. Using external input on branching fractions and charm-meson production cross-section ratios [11, 34] it is determined that only the decay  $D_s^+ \rightarrow \pi^+\eta\pi^0$  has a significant contribution in the fit to  $D_{(s)}^+ \rightarrow \pi^+\eta$  candidates. To account for this component, a shape comprising an exponential function in the  $m(h^+\eta)$  dimension with a freely varying coefficient and a peaking  $m(e^+e^-\gamma)$  distribution constructed from two Crystal Ball functions is added.

| Mode                           | Yield        |                  |                   | $A_{\text{Raw}}$ (%) |  |
|--------------------------------|--------------|------------------|-------------------|----------------------|--|
|                                | 2011         | 2012             | Run 2             |                      |  |
| $D^+ \rightarrow \pi^+\pi^0$   | $740 \pm 60$ | $2\,240 \pm 120$ | $25\,750 \pm 430$ | $-1.64 \pm 0.93$     |  |
| $D_s^+ \rightarrow \pi^+\pi^0$ | $20 \pm 30$  | $-50 \pm 50$     | $450 \pm 120$     | -                    |  |
| $D^+ \rightarrow K^+\pi^0$     | $10 \pm 13$  | $90 \pm 30$      | $2\,440 \pm 110$  | $-2.53 \pm 4.75$     |  |
| $D_s^+ \rightarrow K^+\pi^0$   | $54 \pm 13$  | $150 \pm 30$     | $2\,580 \pm 90$   | $-0.25 \pm 3.87$     |  |
| $D^+ \rightarrow \pi^+\eta$    | -            | -                | $32\,760 \pm 380$ | $-0.55 \pm 0.76$     |  |
| $D_s^+ \rightarrow \pi^+\eta$  | -            | -                | $37\,950 \pm 340$ | $0.75 \pm 0.65$      |  |
| $D^+ \rightarrow K^+\eta$      | -            | -                | $880 \pm 70$      | $-5.39 \pm 10.40$    |  |
| $D_s^+ \rightarrow K^+\eta$    | -            | -                | $2\,520 \pm 70$   | $1.28 \pm 3.67$      |  |

**Table 1.** Signal yields in each running period and corresponding raw asymmetries for  $D_{(s)}^+ \rightarrow h^+\pi^0$  and  $D_{(s)}^+ \rightarrow h^+\eta$  candidates. The uncertainties are statistical.

The fit to  $D_{(s)}^+ \rightarrow h^+\pi^0$  ( $D_{(s)}^+ \rightarrow h^+\eta$ ) candidates includes 91 (54) freely varying parameters. The models are validated using pseudo-experiments and no significant biases in the values or statistical uncertainties of the raw asymmetries are observed. The projections of the fits to  $D_{(s)}^+ \rightarrow h^+\pi^0$  and  $D_{(s)}^+ \rightarrow h^+\eta$  candidates, summed over all relevant categories, are shown in figures 2 and 3, respectively. The pull distributions are examined for each category of the fit in both projections and in two dimensions, and no significant biases are seen. The goodness-of-fit is quantified by calculating the  $\chi^2$  value for each projection and category separately, and combining to determine  $\chi^2/N_{\text{dof}} = 0.90$  and  $\chi^2/N_{\text{dof}} = 1.06$  for the fits to  $D_{(s)}^+ \rightarrow h^+\pi^0$  and  $D_{(s)}^+ \rightarrow h^+\eta$  candidates, where  $N_{\text{dof}}$  is the total number of degrees of freedom. The corresponding signal yields and raw asymmetries are listed in table 1. The  $D^+$  and  $D_s^+$  signal distributions overlap, leading to small correlations between the measured raw asymmetries. The correlation coefficients are listed in table 2 and the largest correlation is 10%.

## 5 Control modes

The impact of production and detection asymmetries of the signal modes is accounted for using large samples of  $D_{(s)}^+ \rightarrow K_S^0 h^+$  decays. The samples are selected using similar requirements to the signal modes, where possible. Candidates are built at the high-level software trigger stage by first combining two well-reconstructed hadronic tracks that are inconsistent with originating from any PV to create the  $K_S^0$  decay vertex. Similar to the electrons, these tracks must also have track segments within the VELO. The  $K_S^0$  candidate is combined with a hadronic track with either the pion or kaon mass hypothesis to form the  $D_{(s)}^+$  decay vertex. The same momentum, pseudorapidity and fiducial requirements are placed on the tracks as used for the signal. The candidates are required to have  $482 < m(\pi^+\pi^-) < 512 \text{ MeV}/c^2$  and  $1800 < m(K_S^0 h^+) < 2050 \text{ MeV}/c^2$ , a proper decay time of  $t > 0.25 \text{ ps}$ , and the same direction angle and  $p_T$  requirements as the signal. Tighter

|                              | $D^+ \rightarrow \pi^+\pi^0$ | $D^+ \rightarrow K^+\pi^0$ | $D_s^+ \rightarrow K^+\pi^0$ |
|------------------------------|------------------------------|----------------------------|------------------------------|
| $D^+ \rightarrow \pi^+\pi^0$ | 1.00                         |                            |                              |
| $D^+ \rightarrow K^+\pi^0$   | -0.01                        | 1.00                       |                              |
| $D_s^+ \rightarrow K^+\pi^0$ | -0.09                        | 0.10                       | 1.00                         |

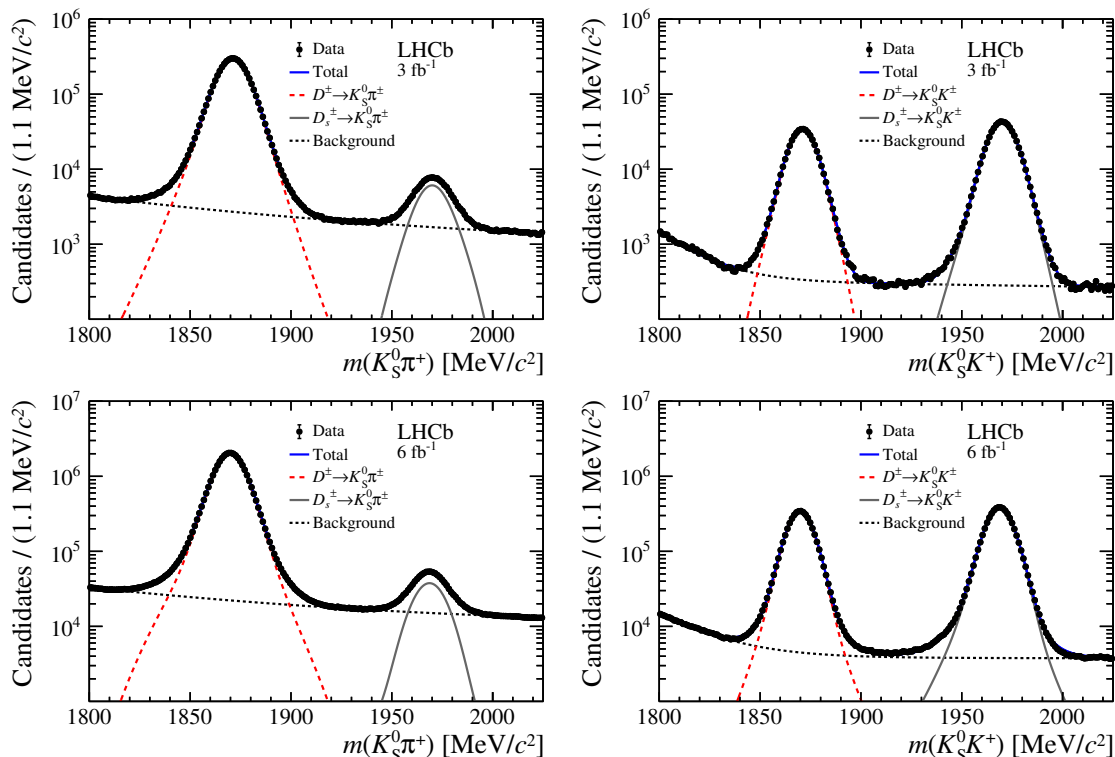
|                               | $D^+ \rightarrow \pi^+\eta$ | $D^+ \rightarrow K^+\eta$ | $D_s^+ \rightarrow \pi^+\eta$ | $D_s^+ \rightarrow K^+\eta$ |
|-------------------------------|-----------------------------|---------------------------|-------------------------------|-----------------------------|
| $D^+ \rightarrow \pi^+\eta$   | 1.00                        |                           |                               |                             |
| $D^+ \rightarrow K^+\eta$     | -0.00                       | 1.00                      |                               |                             |
| $D_s^+ \rightarrow \pi^+\eta$ | 0.01                        | 0.00                      | 1.00                          |                             |
| $D_s^+ \rightarrow K^+\eta$   | -0.06                       | 0.10                      | -0.00                         | 1.00                        |

**Table 2.** Correlation coefficients between the raw asymmetries determined for  $D_{(s)}^+ \rightarrow h^+\pi^0$  and  $D_{(s)}^+ \rightarrow h^+\eta$  decays.

PID requirements are placed on the control mode candidates than the signal to remove larger contamination from misidentification background.

The kinematic distributions of the signal and control candidates are determined using the *sPlot* technique [35] with  $m(K_S^0 h^+)$  as the discriminating variable for the latter. Binned maximum-likelihood fits are performed on the control-mode candidates using signal models comprising a Gaussian function and Johnson  $S_U$  function [36] as described in ref. [18]. The results are shown in figure 4. The weighting procedure is performed separately for Run 1 and Run 2 to allow for differences in the signal selection during these periods. To ensure the cancellation of the production and detection asymmetries, the relevant  $D_{(s)}^+$  and  $h^+$  kinematics ( $p$ , azimuthal angle and pseudorapidity) are weighted to match those of the signal. Due to the large correlation between the  $D_{(s)}^+$  and  $h^+$  kinematics the weights for each variable are determined using a two-dimensional binning of the  $D_{(s)}^+$  and  $h^+$  distributions. In addition to the kinematics, weights are determined for the trigger category and IP distributions for the  $D_{(s)}^+$  candidates. At the hardware trigger stage the candidates can be split into exclusive categories according to the origin of the positive trigger decision: the first category contains any candidate with a calorimeter deposit associated to the  $h^0$  or  $K_S^0$  decay; the second category contains any remaining candidate with a deposit not associated to any of the signal particles; and the third category contains candidates still remaining with a high  $p_T$  deposit associated to the charged pion or kaon. The control-mode candidates are weighted to reproduce the populations of signal candidates in each of these three categories.

The IP of the  $D_{(s)}^+$  candidate is indicative of whether the meson was produced in the primary interaction, or as a product of a  $b$ -hadron decay, and therefore with a significant IP with respect to the PV, referred to as a secondary decay. In the latter case the production asymmetry of the parent  $b$ -hadron could differ from that of the  $D^+$  or  $D_s^+$  meson. The signal and control mode selections require that the  $D_{(s)}^+$  candidates are consistent with originating at a PV, suppressing the fraction of candidates from secondary decays to less



**Figure 4.** Distributions of the (left)  $m(K_S^0\pi^+)$  and (right)  $m(K_S^0K^+)$  mass of control mode candidates in (top) Run 1 and (bottom) Run 2. The total PDF and individual fit components are overlaid, including  $D^+ \rightarrow K_S^0h^+$  decays in dashed red,  $D_s^+ \rightarrow K_S^0h^+$  decays in solid grey and background decays in dashed black.

than 10%. If the fraction of  $D_{(s)}^+$  candidates from the primary interaction and secondary decays varies between the signal and control mode then the production asymmetries may not exactly cancel, therefore the control sample is weighted to match the IP distribution of the signal.

Binned maximum-likelihood fits are performed to the charge-split samples to determine the raw asymmetries separately for Run 1 and Run 2. The signals are described using the sum of a Gaussian function and Johnson  $S_U$  function, using the same model as described in ref. [18]. The fits are performed after the samples have been weighted to match the kinematics of the signal modes, and the statistical uncertainty is calculated using the weights to account for the loss of precision resulting from the weighting procedure.

## 6 Systematic uncertainties

The systematic uncertainty on the  $CP$  asymmetries receives contributions from a number of sources, including the signal and background parameterisations, the control modes and selection requirements. The assumptions used when creating the signal and background parameterisations are varied and the corresponding systematic uncertainty is quantified using the resulting difference in the raw asymmetries in the fits to data. This includes using: al-

ternative signal parameterisation comprising Johnson  $S_U$  functions instead of Crystal Ball functions; different pure-combinatorial  $m(h^+h^0)$  parameterisations of a constant plus exponential function; alternative pure-combinatorial  $m(e^+e^-\gamma)$  parameterisations of a third-order Chebychev polynomial function; alternative real- $\pi^0$  combinatorial parameterisation of a double Johnson  $S_U$ ; and different misidentification-background parameterisations using Johnson  $S_U$  functions instead of Crystal Ball functions. The efficiencies used to constrain the level of misidentification background are varied within the corresponding uncertainties in 100 fits and the spread in the raw asymmetries is used to estimate the systematic uncertainty. The impact on the raw asymmetries is quantified when various neglected background components are included in the model, including semileptonic  $D_{(s)}^+ \rightarrow h^0 e^+ \nu_e$  and  $D_{(s)}^+ \rightarrow h^0 \mu^+ \nu_\mu$  decays, partially reconstructed  $D^0 \rightarrow K^- \pi^+ \pi^0$  decays and a combinatorial component with a real- $\eta$  distribution. Additionally, the assumption that the pure-combinatorial  $m(h^+h^0)$  exponential slope is independent of  $m(e^+e^-\gamma)$  is relaxed by allowing a linear dependence. The signal tail parameters that are fixed to values obtained from simulation are allowed to vary with an overall scaling factor and the impact on the raw asymmetries is quantified. The assumption that the mean  $D_{(s)}^+$  mass positions are the same for  $D_{(s)}^+$  and  $D_{(s)}^-$  candidates is tested by allowing different values. The systematic uncertainty from the fit model is dominated by the fixed tail parameters for  $D^+ \rightarrow \pi^+ \pi^0$ , the fixed misidentification efficiency ratio for  $D^+ \rightarrow K^+ \pi^0$  and  $D_s^+ \rightarrow K^+ \pi^0$  decays, the signal parameterisation for  $D^+ \rightarrow \pi^+ \eta$  decays and the lack of real- $\eta$  combinatorial contribution for  $D_s^+ \rightarrow \pi^+ \eta$ ,  $D^+ \rightarrow K^+ \eta$  and  $D_s^+ \rightarrow K^+ \eta$  decays.

The selection of the signal and control modes uses different requirements for the PID variables. Tighter conditions are needed for the control modes to reduce misidentification background such as  $\Lambda_c^+ \rightarrow p K_S^0$  decays. The size of a possible charge asymmetry induced by these different requirements is quantified by first computing the asymmetry of the PID efficiencies,  $\epsilon_{\text{PID}}$ , when determined separately for positively and negatively charged hadrons,  $A_{\text{PID}} = [\epsilon_{\text{PID}}(h^+) - \epsilon_{\text{PID}}(h^-)] / [\epsilon_{\text{PID}}(h^+) + \epsilon_{\text{PID}}(h^-)]$ . Then, the difference in PID asymmetry when calculated using signal and control mode PID requirements,  $\Delta A_{\text{PID}} = A_{\text{PID}}^{\text{signal}} - A_{\text{PID}}^{\text{control}}$ , is used to quantify the corresponding systematic uncertainty. Additionally, the difference in the raw asymmetries when not performing the IP weighting is used to quantify the systematic uncertainty arising from the secondary decays.

The asymmetries for  $D_{(s)}^+ \rightarrow h^+ \pi^0$  decays are determined from simultaneous fits to data sets taken during Run 1 and Run 2, with a single  $CP$  asymmetry shared between the categories for each mode. In contrast, the control-mode fits are performed separately for Run 1 and Run 2 and then a weighted average is performed to combine the measurements, where the weighting is determined from the yields of signal mode decays. The systematic uncertainty arising from this method is quantified by performing the signal fits separately for Run 1 and Run 2, taking the appropriate difference with the control-mode asymmetries and then combining the Run 1 and Run 2 results to get an alternative estimate.

The control-mode weighting is performed in nearly equally populated bins. The binning scheme is varied to determine the associated systematic uncertainty. After performing the weighting procedure, the remaining discrepancies in the kinematic distributions are

| Source  | $D^+ \rightarrow \pi^+\pi^0$ | $D^+ \rightarrow K^+\pi^0$ | $D_s^+ \rightarrow K^+\pi^0$ |
|---|------------------------------|----------------------------|------------------------------|
| Fit model   | 0.59                         | 1.55                       | 1.01                         |
| PID asymmetry                                       | 0.06                         | 0.27                       | 0.15                         |
| Secondary decays                                    | < 0.01                       | 0.01                       | 0.02                         |
| Combined $A_{\text{Raw}}$ Run 1 and Run 2           | 0.23                         | 0.65                       | 0.30                         |
| Control modes                                       | 0.03                         | 1.18                       | 0.59                         |
| $A_{\text{Mix}}(K^0)$                               | < 0.01                       | < 0.01                     | < 0.01                       |
| $\mathcal{A}_{CP}(D_{(s)}^+ \rightarrow K_S^0 h^+)$ | 0.12                         | 0.08                       | 0.26                         |
| Total   | 0.65                         | 2.07                       | 1.24                         |

**Table 3.** Absolute systematic uncertainties (%) on the  $CP$  asymmetries for  $D_{(s)}^+ \rightarrow h^+\pi^0$  decays.

| Source  | $D^+ \rightarrow \pi^+\eta$ | $D_s^+ \rightarrow \pi^+\eta$ | $D^+ \rightarrow K^+\eta$ | $D_s^+ \rightarrow K^+\eta$ |
|---|-----------------------------|-------------------------------|---------------------------|-----------------------------|
| Fit model   | 0.35                        | 0.15                          | 4.04                      | 1.08                        |
| PID asymmetry                                       | 0.06                        | 0.01                          | 0.87                      | 0.16                        |
| Secondary decays                                    | < 0.01                      | 0.02                          | 0.01                      | 0.04                        |
| Control modes                                       | 0.05                        | 0.39                          | 0.14                      | 0.12                        |
| $A_{\text{Mix}}(K^0)$                               | < 0.01                      | < 0.01                        | < 0.01                    | < 0.01                      |
| $\mathcal{A}_{CP}(D_{(s)}^+ \rightarrow K_S^0 h^+)$ | 0.12                        | 0.20                          | 0.08                      | 0.26                        |
| Total   | 0.38                        | 0.46                          | 4.13                      | 1.13                        |

**Table 4.** Absolute systematic uncertainties (%) on the  $CP$  asymmetries for  $D_{(s)}^+ \rightarrow h^+\eta$  decays.

quantified by summing the difference in the normalised distributions of signal and control modes, multiplied by the local asymmetry minus the average asymmetry. The fit model used to measure the control-mode raw asymmetries is varied from the sum of a Johnson  $S_U$  function and a Gaussian function to the sum of a Crystal Ball function and a Gaussian function. The contribution to the control mode raw asymmetry from the neutral-kaon mixing and decay asymmetry is calculated and the corresponding uncertainty of this calculation is dominated by the knowledge of the detector material. The uncertainties of the external values of the control mode  $\mathcal{A}_{CP}$  are included as systematic uncertainties.

The systematic uncertainties are listed for the  $D_{(s)}^+ \rightarrow h^+\pi^0$  modes in table 3 and for the  $D_{(s)}^+ \rightarrow h^+\eta$  modes in table 4. These are dominated by the fit-model uncertainty in most cases, except for the mode  $D_s^+ \rightarrow \pi^+\eta$  which is dominated by the uncertainty arising from the control mode  $D_s^+ \rightarrow K_S^0\pi^+$ , the smallest of the control samples.

As a crosscheck, the fits are performed in various subsamples: split by year of data taking; magnet polarity; trigger category; bremsstrahlung category;  $D_{(s)}^+$  kinematics and  $h^+$  kinematics. No significant biases are found with respect to the nominal results.

|   | $D^+ \rightarrow \pi^+\pi^0$ | $D^+ \rightarrow K^+\pi^0$ | $D_s^+ \rightarrow K^+\pi^0$ |
|---|------------------------------|----------------------------|------------------------------|
| $A_{\text{Raw}}(D_{(s)}^+ \rightarrow h^+\pi^0)$    | $-1.64 \pm 0.93$             | $-2.53 \pm 4.75$           | $-0.25 \pm 3.87$             |
| $A_{\text{Raw}}^w(D_{(s)}^+ \rightarrow K_S^0 h^+)$ | $-0.45 \pm 0.02$             | $0.58 \pm 0.08$            | $0.60 \pm 0.07$              |
| $\mathcal{A}_{CP}(D_{(s)}^+ \rightarrow K_S^0 h^+)$ | $-0.02 \pm 0.12$             | $-0.01 \pm 0.08$           | $0.09 \pm 0.26$              |
| $A_{\text{Mix}}(K^0)$                               | $-0.070 \pm 0.004$           | $-0.072 \pm 0.004$         | $-0.072 \pm 0.004$           |
| $\mathcal{A}_{CP}(D_{(s)}^+ \rightarrow h^+\pi^0)$  | $-1.3 \pm 0.9 \pm 0.6$       | $-3.2 \pm 4.7 \pm 2.1$     | $-0.8 \pm 3.9 \pm 1.2$       |

**Table 5.** Final  $\mathcal{A}_{CP}$  (%) results for the  $D_{(s)}^+ \rightarrow h^+\pi^0$  modes. The uncertainties of  $\mathcal{A}_{CP}(D_{(s)}^+ \rightarrow h^+\pi^0)$  are statistical and systematic respectively. The uncertainties of  $A_{\text{Raw}}(D_{(s)}^+ \rightarrow h^+\pi^0)$  are purely statistical. The uncertainties of  $A_{\text{Mix}}(K^0)$  are systematic. Externally measured values of  $\mathcal{A}_{CP}(D_{(s)}^+ \rightarrow K_S^0 h^+)$  are taken from refs. [18, 37–41]. For comparison the unweighted control asymmetries are  $\mathcal{A}_{\text{Raw}}(D^+ \rightarrow K_S^0 \pi^+) = -0.45 \pm 0.02$ ,  $\mathcal{A}_{\text{Raw}}(D^+ \rightarrow K_S^0 K^+) = 0.47 \pm 0.05$  and  $\mathcal{A}_{\text{Raw}}(D_s^+ \rightarrow K_S^0 K^+) = 0.51 \pm 0.04$ .

## 7 Results and conclusions

The  $CP$  asymmetries are calculated using eq. (1.6), where for each mode the corresponding control channel  $A_{\text{Raw}}^w$ , independently measured  $\mathcal{A}_{CP}(D_{(s)}^+ \rightarrow K_S^0 h^+)$  and calculated  $A_{\text{Mix}}(K^0)$  are taken. The final results are listed in tables 5 and 6. The results are shown with the corresponding statistical uncertainty from the fits and the total systematic uncertainty as listed in tables 3 and 4. The systematic uncertainties attributed to  $A_{\text{Raw}}^w(D_{(s)}^+ \rightarrow K_S^0 h^+)$ ,  $\mathcal{A}_{CP}(D_{(s)}^+ \rightarrow K_S^0 h^+)$  and  $A_{\text{Mix}}(K^0)$  are listed separately.

In summary, measurements of  $CP$  asymmetries in  $D_{(s)}^+ \rightarrow h^+\pi^0$  and  $D_{(s)}^+ \rightarrow h^+\eta$  decays are performed using  $pp$  collision data corresponding to  $9\text{fb}^{-1}$  and  $6\text{fb}^{-1}$  of integrated luminosity collected at the LHCb experiment, respectively. The neutral mesons are reconstructed using the  $e^+e^-\gamma$  final state, allowing the  $D_{(s)}^+$  decay vertex to be reconstructed. The production and detection asymmetries are cancelled using large samples of  $D_{(s)}^+ \rightarrow K_S^0 h^+$  decays, weighted to match the kinematics of the signal modes. The  $CP$  asymmetries are determined to be

$$\begin{aligned}
 \mathcal{A}_{CP}(D^+ \rightarrow \pi^+\pi^0) &= (-1.3 \pm 0.9 \pm 0.6)\%, \\
 \mathcal{A}_{CP}(D^+ \rightarrow K^+\pi^0) &= (-3.2 \pm 4.7 \pm 2.1)\%, \\
 \mathcal{A}_{CP}(D^+ \rightarrow \pi^+\eta) &= (-0.2 \pm 0.8 \pm 0.4)\%, \\
 \mathcal{A}_{CP}(D^+ \rightarrow K^+\eta) &= (-6 \pm 10 \pm 4)\%, \\
 \mathcal{A}_{CP}(D_s^+ \rightarrow K^+\pi^0) &= (-0.8 \pm 3.9 \pm 1.2)\%, \\
 \mathcal{A}_{CP}(D_s^+ \rightarrow \pi^+\eta) &= (0.8 \pm 0.7 \pm 0.5)\%, \\
 \mathcal{A}_{CP}(D_s^+ \rightarrow K^+\eta) &= (0.9 \pm 3.7 \pm 1.1)\%,
 \end{aligned}$$

where the first uncertainty is statistical and the second systematic. All of the results are consistent with no  $CP$  asymmetry and the first five constitute the most precise measure-



|   | $D^+ \rightarrow \pi^+ \eta$ | $D_s^+ \rightarrow \pi^+ \eta$ |
|---|------------------------------|--------------------------------|
| $A_{\text{Raw}}(D_{(s)}^+ \rightarrow h^+ \eta)$    | $-0.55 \pm 0.76$             | $0.75 \pm 0.65$                |
| $A_{\text{Raw}}^w(D_{(s)}^+ \rightarrow K_S^0 h^+)$ | $-0.46 \pm 0.04$             | $-0.02 \pm 0.37$               |
| $A_{CP}(D_{(s)}^+ \rightarrow K_S^0 h^+)$           | $-0.02 \pm 0.12$             | $0.13 \pm 0.20$                |
| $A_{\text{Mix}}(K^0)$                               | $-0.070 \pm 0.004$           | $-0.070 \pm 0.004$             |
| $A_{CP}(D_{(s)}^+ \rightarrow h^+ \eta)$            | $-0.2 \pm 0.8 \pm 0.4$       | $0.8 \pm 0.7 \pm 0.5$          |

|   | $D^+ \rightarrow K^+ \eta$ | $D_s^+ \rightarrow K^+ \eta$ |
|---|----------------------------|------------------------------|
| $A_{\text{Raw}}(D_{(s)}^+ \rightarrow h^+ \eta)$    | $-5.39 \pm 10.40$          | $1.28 \pm 3.67$              |
| $A_{\text{Raw}}^w(D_{(s)}^+ \rightarrow K_S^0 h^+)$ | $0.33 \pm 0.10$            | $0.36 \pm 0.10$              |
| $A_{CP}(D_{(s)}^+ \rightarrow K_S^0 h^+)$           | $-0.01 \pm 0.08$           | $0.09 \pm 0.26$              |
| $A_{\text{Mix}}(K^0)$                               | $-0.073 \pm 0.004$         | $-0.073 \pm 0.004$           |
| $A_{CP}(D_{(s)}^+ \rightarrow h^+ \eta)$            | $-6 \pm 10 \pm 4$          | $0.9 \pm 3.7 \pm 1.1$        |

**Table 6.** Final  $\mathcal{A}_{CP}$  (%) results for the  $D_{(s)}^+ \rightarrow h^+ \eta$  modes. The uncertainties of  $\mathcal{A}_{CP}(D_{(s)}^+ \rightarrow h^+ \eta)$  are statistical and systematic respectively. The uncertainties of  $A_{\text{Raw}}(D_{(s)}^+ \rightarrow h^+ \eta)$  are purely statistical. The uncertainties of  $A_{\text{Mix}}(K^0)$  are systematic. Externally measured values of  $\mathcal{A}_{CP}(D_{(s)}^+ \rightarrow K_S^0 h^+)$  are taken from refs. [18, 37–41]. For comparison the unweighted control asymmetries are  $\mathcal{A}_{\text{Raw}}(D^+ \rightarrow K_S^0 \pi^+) = -0.45 \pm 0.02$ ,  $\mathcal{A}_{\text{Raw}}(D_s^+ \rightarrow K_S^0 \pi^+) = -0.13 \pm 0.17$ ,  $\mathcal{A}_{\text{Raw}}(D^+ \rightarrow K_S^0 K^+) = 0.47 \pm 0.05$  and  $\mathcal{A}_{\text{Raw}}(D_s^+ \rightarrow K_S^0 K^+) = 0.51 \pm 0.04$ .

ments to date. Very recently the Belle collaboration has also reported precise measurements of  $\mathcal{A}_{CP}(D_s^+ \rightarrow K^+ \pi^0)$ ,  $\mathcal{A}_{CP}(D_s^+ \rightarrow \pi^+ \eta)$  and  $\mathcal{A}_{CP}(D_s^+ \rightarrow K^+ \eta)$  [42]. The result for  $\mathcal{A}_{CP}(D^+ \rightarrow \pi^+ \pi^0)$  is consistent with the SM expectation and the previous measurement by the Belle collaboration [10]. Using the relevant lifetimes, branching fractions and  $CP$  asymmetries from ref. [11] and an updated average of  $\mathcal{A}_{CP}(D^+ \rightarrow \pi^+ \pi^0) = (0.43 \pm 0.79)\%$  calculated using the measurements by Belle [10], CLEO [43] and the result presented here, the isospin sum rule defined in eq. (1.2) is found to be consistent with zero, with a value of  $R = (0.1 \pm 2.4) \times 10^{-3}$ .

## Acknowledgments

We express our gratitude to our colleagues in the CERN accelerator departments for the excellent performance of the LHC. We thank the technical and administrative staff at the LHCb institutes. We acknowledge support from CERN and from the national agencies: CAPES, CNPq, FAPERJ and FINEP (Brazil); MOST and NSFC (China); CNRS/IN2P3

(France); BMBF, DFG and MPG (Germany); INFN (Italy); NWO (Netherlands); MNiSW and NCN (Poland); MEN/IFA (Romania); MSHE (Russia); MICINN (Spain); SNSF and SER (Switzerland); NASU (Ukraine); STFC (United Kingdom); DOE NP and NSF (U.S.A.). We acknowledge the computing resources that are provided by CERN, IN2P3 (France), KIT and DESY (Germany), INFN (Italy), SURF (Netherlands), PIC (Spain), GridPP (United Kingdom), RRCKI and Yandex LLC (Russia), CSCS (Switzerland), IFIN-HH (Romania), CBPF (Brazil), PL-GRID (Poland) and NERSC (U.S.A.). We are indebted to the communities behind the multiple open-source software packages on which we depend. Individual groups or members have received support from ARC and ARDC (Australia); AvH Foundation (Germany); EPLANET, Marie Skłodowska-Curie Actions and ERC (European Union); A\*MIDEX, ANR, Labex P2IO and OCEVU, and Région Auvergne-Rhône-Alpes (France); Key Research Program of Frontier Sciences of CAS, CAS PIFI, CAS CCEPP, Fundamental Research Funds for the Central Universities, and Sci. & Tech. Program of Guangzhou (China); RFBR, RSF and Yandex LLC (Russia); GVA, XuntaGal and GENCAT (Spain); the Leverhulme Trust, the Royal Society and UKRI (United Kingdom).

**Open Access.** This article is distributed under the terms of the Creative Commons Attribution License ([CC-BY 4.0](https://creativecommons.org/licenses/by/4.0/)), which permits any use, distribution and reproduction in any medium, provided the original author(s) and source are credited.

## References

- [1] LHCb collaboration, *Observation of CP violation in charm decays*, *Phys. Rev. Lett.* **122** (2019) 211803 [[arXiv:1903.08726](https://arxiv.org/abs/1903.08726)] [[INSPIRE](#)].
- [2] H.-Y. Cheng and C.-W. Chiang, *Direct CP violation in two-body hadronic charmed meson decays*, *Phys. Rev. D* **85** (2012) 034036 [*Erratum ibid.* **85** (2012) 079903] [[arXiv:1201.0785](https://arxiv.org/abs/1201.0785)] [[INSPIRE](#)].
- [3] H.-n. Li, C.-D. Lu and F.-S. Yu, *Branching ratios and direct CP asymmetries in  $D \rightarrow PP$  decays*, *Phys. Rev. D* **86** (2012) 036012 [[arXiv:1203.3120](https://arxiv.org/abs/1203.3120)] [[INSPIRE](#)].
- [4] D. Pirtskhalava and P. Uttayarat, *CP violation and flavor SU(3) breaking in D-meson decays*, *Phys. Lett. B* **712** (2012) 81 [[arXiv:1112.5451](https://arxiv.org/abs/1112.5451)] [[INSPIRE](#)].
- [5] F. Buccella, A. Paul and P. Santorelli, *SU(3)<sub>F</sub> breaking through final state interactions and CP asymmetries in  $D \rightarrow PP$  decays*, *Phys. Rev. D* **99** (2019) 113001 [[arXiv:1902.05564](https://arxiv.org/abs/1902.05564)] [[INSPIRE](#)].
- [6] B. Bhattacharya, M. Gronau and J.L. Rosner, *CP asymmetries in singly-Cabibbo-suppressed D decays to two pseudoscalar mesons*, *Phys. Rev. D* **85** (2012) 054014 [[arXiv:1201.2351](https://arxiv.org/abs/1201.2351)] [[INSPIRE](#)].
- [7] R. Bause, H. Gisbert, M. Golz and G. Hiller, *Exploiting CP-asymmetries in rare charm decays*, *Phys. Rev. D* **101** (2020) 115006 [[arXiv:2004.01206](https://arxiv.org/abs/2004.01206)] [[INSPIRE](#)].
- [8] Y. Grossman, A.L. Kagan and J. Zupan, *Testing for new physics in singly Cabibbo suppressed D decays*, *Phys. Rev. D* **85** (2012) 114036 [[arXiv:1204.3557](https://arxiv.org/abs/1204.3557)] [[INSPIRE](#)].
- [9] F. Buccella, M. Lusignoli, G. Mangano, G. Miele, A. Pugliese and P. Santorelli, *CP Violating asymmetries in charged D meson decays*, *Phys. Lett. B* **302** (1993) 319 [[hep-ph/9212253](https://arxiv.org/abs/hep-ph/9212253)] [[INSPIRE](#)].

- [10] BELLE collaboration, *Search for CP violation in the  $D^+ \rightarrow \pi^+\pi^0$  decay at Belle*, *Phys. Rev. D* **97** (2018) 011101 [[arXiv:1712.00619](#)] [[INSPIRE](#)].
- [11] PARTICLE DATA GROUP collaboration, *Review of particle physics*, *PTEP* **2020** (2020) 083C01 [[INSPIRE](#)].
- [12] LHCb collaboration, *Measurement of the relative rate of prompt  $\chi_{c0}$ ,  $\chi_{c1}$  and  $\chi_{c2}$  production at  $\sqrt{s}=7$  TeV*, *JHEP* **10** (2013) 115 [[arXiv:1307.4285](#)] [[INSPIRE](#)].
- [13] L. Beaucourt, *Study of  $B^0 \rightarrow K^{*0}\gamma$ ,  $B_s^0 \rightarrow \phi\gamma$  and  $B_s^0 \rightarrow K^{*0}\gamma$  decays using converted photons with the LHCb detector*, Ph.D. Thesis, Annecy, LAPP (2016).
- [14] M. Alexander et al., *Mapping the material in the LHCb vertex locator using secondary hadronic interactions*, *2018 JINST* **13** P06008 [[arXiv:1803.07466](#)] [[INSPIRE](#)].
- [15] LHCb collaboration, *Observation of the decay  $\Lambda_b^0 \rightarrow \chi_{c1}p\pi^-$* , *JHEP* **05** (2021) 095 [[arXiv:2103.04949](#)] [[INSPIRE](#)].
- [16] C. Abellán Beteta et al., *Calibration and performance of the LHCb calorimeters in Run 1 and 2 at the LHC*, [arXiv:2008.11556](#) [[INSPIRE](#)].
- [17] H.J. Lipkin and Z.-z. Xing, *Flavor symmetry,  $K^0 - \bar{K}^0$  mixing and new physics effects on CP violation in  $D^\pm$  and  $D_s^\pm$  decays*, *Phys. Lett. B* **450** (1999) 405 [[hep-ph/9901329](#)] [[INSPIRE](#)].
- [18] LHCb collaboration, *Search for CP violation in  $D_s^+ \rightarrow K_S^0\pi^+$ ,  $D^+ \rightarrow K_S^0K^+$  and  $D^+ \rightarrow \phi\pi^+$  decays*, *Phys. Rev. Lett.* **122** (2019) 191803 [[arXiv:1903.01150](#)] [[INSPIRE](#)].
- [19] LHCb collaboration, *Measurement of CP asymmetry in  $D^0 \rightarrow K^-K^+$  and  $D^0 \rightarrow \pi^-\pi^+$  decays*, *JHEP* **07** (2014) 041 [[arXiv:1405.2797](#)] [[INSPIRE](#)].
- [20] LHCb collaboration, *The LHCb detector at the LHC*, *2008 JINST* **3** S08005 [[INSPIRE](#)].
- [21] LHCb collaboration, *LHCb detector performance*, *Int. J. Mod. Phys. A* **30** (2015) 1530022 [[arXiv:1412.6352](#)] [[INSPIRE](#)].
- [22] T. Sjöstrand, S. Mrenna and P.Z. Skands, *A brief introduction to PYTHIA 8.1*, *Comput. Phys. Commun.* **178** (2008) 852 [[arXiv:0710.3820](#)] [[INSPIRE](#)].
- [23] I. Belyaev et al., *Handling of the generation of primary events in Gauss, the LHCb simulation framework*, *J. Phys. Conf. Ser.* **331** (2011) 032047 [[INSPIRE](#)].
- [24] D.J. Lange, *The EvtGen particle decay simulation package*, *Nucl. Instrum. Meth. A* **462** (2001) 152 [[INSPIRE](#)].
- [25] N. Davidson, T. Przedzinski and Z. Was, *PHOTOS interface in C++: Technical and physics documentation*, *Comput. Phys. Commun.* **199** (2016) 86 [[arXiv:1011.0937](#)] [[INSPIRE](#)].
- [26] J. Allison et al., *Geant4 developments and applications*, *IEEE Trans. Nucl. Sci.* **53** (2006) 270 [[INSPIRE](#)].
- [27] GEANT4 collaboration, *Geant4: A simulation toolkit*, *Nucl. Instrum. Meth. A* **506** (2003) 250 [[INSPIRE](#)].
- [28] M. Clemencic et al., *The LHCb simulation application, Gauss: Design, evolution and experience*, *J. Phys. Conf. Ser.* **331** (2011) 032023 [[INSPIRE](#)].
- [29] D. Müller, M. Clemencic, G. Corti and M. Gersabeck, *ReDecay: A novel approach to speed up the simulation at LHCb*, *Eur. Phys. J. C* **78** (2018) 1009 [[arXiv:1810.10362](#)] [[INSPIRE](#)].

- [30] R. Aaij et al., *Selection and processing of calibration samples to measure the particle identification performance of the LHCb experiment in Run 2*, *EPJ Tech. Instrum.* **6** (2019) 1 [[arXiv:1803.00824](#)] [[INSPIRE](#)].
- [31] L. Anderlini et al., *The PIDCalib package*, LHCb-PUB-2016-021, CERN-LHCb-PUB-2016-021 (2016).
- [32] M. Calvo Gomez et al., *A tool for  $\gamma/\pi^0$  separation at high energies*, LHCb-PUB-2015-016, CERN-LHCb-PUB-2015-016 (2015).
- [33] T. Skwarnicki, *A study of the radiative cascade transitions between the Upsilon-prime and Upsilon resonances*, Ph.D. Thesis, Institute of Nuclear Physics, Krakow (1986) [[DESY-F31-86-02](#)].
- [34] LHCb collaboration, *Measurements of prompt charm production cross-sections in pp collisions at  $\sqrt{s} = 13$  TeV*, *JHEP* **03** (2016) 159 [*Erratum ibid.* **09** (2016) 013] [*Erratum ibid.* **05** (2017) 074] [[arXiv:1510.01707](#)] [[INSPIRE](#)].
- [35] M. Pivk and F.R. Le Diberder, *sPlot: A statistical tool to unfold data distributions*, *Nucl. Instrum. Meth. A* **555** (2005) 356 [[physics/0402083](#)] [[INSPIRE](#)].
- [36] N.L. Johnson, *Systems of frequency curves generated by methods of translation*, *Biometrika* **36** (1949) 149.
- [37] BELLE collaboration, *Evidence for CP violation in the decay  $D^+ \rightarrow K_S^0 \pi^+$* , *Phys. Rev. Lett.* **109** (2012) 021601 [*Erratum ibid.* **109** (2012) 119903] [[arXiv:1203.6409](#)] [[INSPIRE](#)].
- [38] BESIII collaboration, *Study of the decays  $D_s^+ \rightarrow K_S^0 K^+$  and  $K_L^0 K^+$* , *Phys. Rev. D* **99** (2019) 112005 [[arXiv:1903.04164](#)] [[INSPIRE](#)].
- [39] BABAR collaboration, *Search for CP violation in the decays  $D^\pm \rightarrow K_S^0 K^\pm$ ,  $D_s^\pm \rightarrow K_S^0 K^\pm$ , and  $D_s^\pm \rightarrow K_S^0 \pi^\pm$* , *Phys. Rev. D* **87** (2013) 052012 [[arXiv:1212.3003](#)] [[INSPIRE](#)].
- [40] CLEO collaboration, *Improved measurement of absolute hadronic branching fractions of the  $D_s^+$  meson*, *Phys. Rev. D* **88** (2013) 032009 [[arXiv:1306.5363](#)] [[INSPIRE](#)].
- [41] BELLE collaboration, *Search for CP violation in the decays  $D_{(s)}^+ \rightarrow K_S^0 \pi^+$  and  $D_{(s)}^+ \rightarrow K_S^0 K^+$* , *Phys. Rev. Lett.* **104** (2010) 181602 [[arXiv:1001.3202](#)] [[INSPIRE](#)].
- [42] BELLE collaboration, *Measurement of branching fractions and CP asymmetries for  $D_s^+ \rightarrow K^+(\eta, \pi^0)$  and  $D_s^+ \rightarrow \pi^+(\eta, \pi^0)$  decays at Belle*, [arXiv:2103.09969](#) [[INSPIRE](#)].
- [43] CLEO collaboration, *Measurements of D Meson Decays to Two Pseudoscalar Mesons*, *Phys. Rev. D* **81** (2010) 052013 [[arXiv:0906.3198](#)] [[INSPIRE](#)].

## The LHCb collaboration

R. Aaij<sup>32</sup>, C. Abellán Beteta<sup>50</sup>, T. Ackernley<sup>60</sup>, B. Adeva<sup>46</sup>, M. Adinolfi<sup>54</sup>, H. Afsharnia<sup>9</sup>, C.A. Aidala<sup>85</sup>, S. Aiola<sup>25</sup>, Z. Ajaltouni<sup>9</sup>, S. Akar<sup>65</sup>, J. Albrecht<sup>15</sup>, F. Alessio<sup>48</sup>, M. Alexander<sup>59</sup>, A. Alfonso Albero<sup>45</sup>, Z. Aliouche<sup>62</sup>, G. Alkhazov<sup>38</sup>, P. Alvarez Cartelle<sup>55</sup>, S. Amato<sup>2</sup>, Y. Amhis<sup>11</sup>, L. An<sup>48</sup>, L. Anderlini<sup>22</sup>, A. Andreianov<sup>38</sup>, M. Andreotti<sup>21</sup>, F. Archilli<sup>17</sup>, A. Artamonov<sup>44</sup>, M. Artuso<sup>68</sup>, K. Arzymatov<sup>42</sup>, E. Aslanides<sup>10</sup>, M. Atzeni<sup>50</sup>, B. Audurier<sup>12</sup>, S. Bachmann<sup>17</sup>, M. Bachmayer<sup>49</sup>, J.J. Back<sup>56</sup>, P. Baladron Rodriguez<sup>46</sup>, V. Balagura<sup>12</sup>, W. Baldini<sup>21</sup>, J. Baptista Leite<sup>1</sup>, R.J. Barlow<sup>62</sup>, S. Barsuk<sup>11</sup>, W. Barter<sup>61</sup>, M. Bartolini<sup>24</sup>, F. Baryshnikov<sup>82</sup>, J.M. Basels<sup>14</sup>, G. Bassi<sup>29</sup>, B. Batsukh<sup>68</sup>, A. Battig<sup>15</sup>, A. Bay<sup>49</sup>, M. Becker<sup>15</sup>, F. Bedeschi<sup>29</sup>, I. Bediaga<sup>1</sup>, A. Beiter<sup>68</sup>, V. Belavin<sup>42</sup>, S. Belin<sup>27</sup>, V. Bellee<sup>49</sup>, K. Belous<sup>44</sup>, I. Belov<sup>40</sup>, I. Belyaev<sup>41</sup>, G. Bencivenni<sup>23</sup>, E. Ben-Haim<sup>13</sup>, A. Berezhnoy<sup>40</sup>, R. Bernet<sup>50</sup>, D. Berninghoff<sup>17</sup>, H.C. Bernstein<sup>68</sup>, C. Bertella<sup>48</sup>, A. Bertolin<sup>28</sup>, C. Betancourt<sup>50</sup>, F. Betti<sup>48</sup>, Ia. Bezshyiko<sup>50</sup>, S. Bhasin<sup>54</sup>, J. Bhom<sup>35</sup>, L. Bian<sup>73</sup>, M.S. Bieker<sup>15</sup>, S. Bifani<sup>53</sup>, P. Billoir<sup>13</sup>, M. Birch<sup>61</sup>, F.C.R. Bishop<sup>55</sup>, A. Bitadze<sup>62</sup>, A. Bizzeti<sup>22,k</sup>, M. Bjørn<sup>63</sup>, M.P. Blago<sup>48</sup>, T. Blake<sup>56</sup>, F. Blanc<sup>49</sup>, S. Blusk<sup>68</sup>, D. Bobulska<sup>59</sup>, J.A. Boelhauve<sup>15</sup>, O. Boente Garcia<sup>46</sup>, T. Boettcher<sup>64</sup>, A. Boldyrev<sup>81</sup>, A. Bondar<sup>43</sup>, N. Bondar<sup>38,48</sup>, S. Borghi<sup>62</sup>, M. Borisyak<sup>42</sup>, M. Borsato<sup>17</sup>, J.T. Borsuk<sup>35</sup>, S.A. Bouchiba<sup>49</sup>, T.J.V. Bowcock<sup>60</sup>, A. Boyer<sup>48</sup>, C. Bozzi<sup>21</sup>, M.J. Bradley<sup>61</sup>, S. Braun<sup>66</sup>, A. Brea Rodriguez<sup>46</sup>, M. Brodski<sup>48</sup>, J. Brodzicka<sup>35</sup>, A. Brossa Gonzalo<sup>56</sup>, D. Brundu<sup>27</sup>, A. Buonaura<sup>50</sup>, C. Burr<sup>48</sup>, A. Bursche<sup>72</sup>, A. Butkevich<sup>39</sup>, J.S. Butter<sup>32</sup>, J. Buytaert<sup>48</sup>, W. Byczynski<sup>48</sup>, S. Cadeddu<sup>27</sup>, H. Cai<sup>73</sup>, R. Calabrese<sup>21,f</sup>, L. Calefice<sup>15,13</sup>, L. Calero Diaz<sup>23</sup>, S. Cali<sup>23</sup>, R. Calladine<sup>53</sup>, M. Calvi<sup>26,j</sup>, M. Calvo Gomez<sup>84</sup>, P. Camargo Magalhaes<sup>54</sup>, A. Camboni<sup>45,84</sup>, P. Campana<sup>23</sup>, A.F. Campoverde Quezada<sup>6</sup>, S. Capelli<sup>26,j</sup>, L. Capriotti<sup>20,d</sup>, A. Carbone<sup>20,d</sup>, G. Carboni<sup>31</sup>, R. Cardinale<sup>24</sup>, A. Cardini<sup>27</sup>, I. Carli<sup>4</sup>, P. Carniti<sup>26,j</sup>, L. Carus<sup>14</sup>, K. Carvalho Akiba<sup>32</sup>, A. Casais Vidal<sup>46</sup>, G. Casse<sup>60</sup>, M. Cattaneo<sup>48</sup>, G. Cavallero<sup>48</sup>, S. Celani<sup>49</sup>, J. Cerasoli<sup>10</sup>, A.J. Chadwick<sup>60</sup>, M.G. Chapman<sup>54</sup>, M. Charles<sup>13</sup>, Ph. Charpentier<sup>48</sup>, G. Chatzikonstantinidis<sup>53</sup>, C.A. Chavez Barajas<sup>60</sup>, M. Chefdeville<sup>8</sup>, C. Chen<sup>3</sup>, S. Chen<sup>4</sup>, A. Chernov<sup>35</sup>, V. Chobanova<sup>46</sup>, S. Cholak<sup>49</sup>, M. Chruszcz<sup>35</sup>, A. Chubykin<sup>38</sup>, V. Chulikov<sup>38</sup>, P. Ciambone<sup>23</sup>, M.F. Cicala<sup>56</sup>, X. Cid Vidal<sup>46</sup>, G. Ciezarek<sup>48</sup>, P.E.L. Clarke<sup>58</sup>, M. Clemencic<sup>48</sup>, H.V. Cliff<sup>55</sup>, J. Closier<sup>48</sup>, J.L. Cobbedick<sup>62</sup>, V. Coco<sup>48</sup>, J.A.B. Coelho<sup>11</sup>, J. Cogan<sup>10</sup>, E. Cogneras<sup>9</sup>, L. Cojocariu<sup>37</sup>, P. Collins<sup>48</sup>, T. Colombo<sup>48</sup>, L. Congedo<sup>19,c</sup>, A. Contu<sup>27</sup>, N. Cooke<sup>53</sup>, G. Coombs<sup>59</sup>, G. Corti<sup>48</sup>, C.M. Costa Sobral<sup>56</sup>, B. Couturier<sup>48</sup>, D.C. Craik<sup>64</sup>, J. Crkovská<sup>67</sup>, M. Cruz Torres<sup>1</sup>, R. Currie<sup>58</sup>, C.L. Da Silva<sup>67</sup>, E. Dall'Occo<sup>15</sup>, J. Dalseno<sup>46</sup>, C. D'Ambrosio<sup>48</sup>, A. Danilina<sup>41</sup>, P. d'Argent<sup>48</sup>, A. Davis<sup>62</sup>, O. De Aguiar Francisco<sup>62</sup>, K. De Bruyn<sup>78</sup>, S. De Capua<sup>62</sup>, M. De Cian<sup>49</sup>, J.M. De Miranda<sup>1</sup>, L. De Paula<sup>2</sup>, M. De Serio<sup>19,c</sup>, D. De Simone<sup>50</sup>, P. De Simone<sup>23</sup>, J.A. de Vries<sup>79</sup>, C.T. Dean<sup>67</sup>, D. Decamp<sup>8</sup>, L. Del Buono<sup>13</sup>, B. Delaney<sup>55</sup>, H.-P. Dembinski<sup>15</sup>, A. Dendek<sup>34</sup>, V. Denysenko<sup>50</sup>, D. Derkach<sup>81</sup>, O. Deschamps<sup>9</sup>, F. Desse<sup>11</sup>, F. Dettori<sup>27,e</sup>, B. Dey<sup>73</sup>, P. Di Nezza<sup>23</sup>, S. Didenko<sup>82</sup>, L. Dieste Maronas<sup>46</sup>, H. Dijkstra<sup>48</sup>, V. Dobishuk<sup>52</sup>, A.M. Donohoe<sup>18</sup>, F. Dordei<sup>27</sup>, A.C. dos Reis<sup>1</sup>, L. Douglas<sup>59</sup>, A. Dovbnya<sup>51</sup>, A.G. Downes<sup>8</sup>, K. Dreimanis<sup>60</sup>, M.W. Dudek<sup>35</sup>, L. Dufour<sup>48</sup>, V. Duk<sup>77</sup>, P. Durante<sup>48</sup>, J.M. Durham<sup>67</sup>, D. Dutta<sup>62</sup>, A. Dziurda<sup>35</sup>, A. Dzyuba<sup>38</sup>, S. Easo<sup>57</sup>, U. Egede<sup>69</sup>, V. Egorychev<sup>41</sup>, S. Eidelman<sup>43,v</sup>, S. Eisenhardt<sup>58</sup>, S. Ek-In<sup>49</sup>, L. Eklund<sup>59,w</sup>, S. Ely<sup>68</sup>, A. Ene<sup>37</sup>, E. Eppe<sup>67</sup>, S. Escher<sup>14</sup>, J. Eschle<sup>50</sup>, S. Esen<sup>13</sup>, T. Evans<sup>48</sup>, A. Falabella<sup>20</sup>, J. Fan<sup>3</sup>, Y. Fan<sup>6</sup>, B. Fang<sup>73</sup>, S. Farry<sup>60</sup>, D. Fazzini<sup>26,j</sup>, M. Féo<sup>48</sup>, A. Fernandez Prieto<sup>46</sup>, J.M. Fernandez-tenllado Arribas<sup>45</sup>, F. Ferrari<sup>20,d</sup>, L. Ferreira Lopes<sup>49</sup>, F. Ferreira Rodrigues<sup>2</sup>, S. Ferreres Sole<sup>32</sup>, M. Ferrillo<sup>50</sup>, M. Ferro-Luzzi<sup>48</sup>, S. Filippov<sup>39</sup>, R.A. Fini<sup>19</sup>, M. Fiorini<sup>21,f</sup>, M. Firlej<sup>34</sup>, K.M. Fischer<sup>63</sup>, C. Fitzpatrick<sup>62</sup>, T. Fiutowski<sup>34</sup>, F. Fleuret<sup>12</sup>, M. Fontana<sup>13</sup>, F. Fontanelli<sup>24,h</sup>, R. Forty<sup>48</sup>, V. Franco Lima<sup>60</sup>, M. Franco Sevilla<sup>66</sup>, M. Frank<sup>48</sup>, E. Franzoso<sup>21</sup>,

G. Frau<sup>17</sup>, C. Frei<sup>48</sup>, D.A. Friday<sup>59</sup>, J. Fu<sup>25</sup>, Q. Fuehring<sup>15</sup>, W. Funk<sup>48</sup>, E. Gabriel<sup>32</sup>, T. Gaintseva<sup>42</sup>, A. Gallas Torreira<sup>46</sup>, D. Galli<sup>20,d</sup>, S. Gambetta<sup>58,48</sup>, Y. Gan<sup>3</sup>, M. Gandelman<sup>2</sup>, P. Gandini<sup>25</sup>, Y. Gao<sup>5</sup>, M. Garau<sup>27</sup>, L.M. Garcia Martin<sup>56</sup>, P. Garcia Moreno<sup>45</sup>, J. García Pardiñas<sup>26,j</sup>, B. Garcia Plana<sup>46</sup>, F.A. Garcia Rosales<sup>12</sup>, L. Garrido<sup>45</sup>, C. Gaspar<sup>48</sup>, R.E. Geertsema<sup>32</sup>, D. Gerick<sup>17</sup>, L.L. Gerken<sup>15</sup>, E. Gersabeck<sup>62</sup>, M. Gersabeck<sup>62</sup>, T. Gershon<sup>56</sup>, D. Gerstel<sup>10</sup>, Ph. Ghez<sup>8</sup>, V. Gibson<sup>55</sup>, H.K. Giemza<sup>36</sup>, M. Giovannetti<sup>23,p</sup>, A. Gioventù<sup>46</sup>, P. Gironella Gironell<sup>45</sup>, L. Giubega<sup>37</sup>, C. Giugliano<sup>21,f,48</sup>, K. Gizdov<sup>58</sup>, E.L. Gkougkousis<sup>48</sup>, V.V. Gligorov<sup>13</sup>, C. Göbel<sup>70</sup>, E. Golobardes<sup>84</sup>, D. Golubkov<sup>41</sup>, A. Golutvin<sup>61,82</sup>, A. Gomes<sup>1,a</sup>, S. Gomez Fernandez<sup>45</sup>, F. Goncalves Abrantes<sup>63</sup>, M. Goncerz<sup>35</sup>, G. Gong<sup>3</sup>, P. Gorbounov<sup>41</sup>, I.V. Gorelov<sup>40</sup>, C. Gotti<sup>26</sup>, E. Govorkova<sup>48</sup>, J.P. Grabowski<sup>17</sup>, T. Grammatico<sup>13</sup>, L.A. Granado Cardoso<sup>48</sup>, E. Graugés<sup>45</sup>, E. Graverini<sup>49</sup>, G. Graziani<sup>22</sup>, A. Grecu<sup>37</sup>, L.M. Greeven<sup>32</sup>, P. Griffith<sup>21,f</sup>, L. Grillo<sup>62</sup>, S. Gromov<sup>82</sup>, B.R. Gruberg Cazon<sup>63</sup>, C. Gu<sup>3</sup>, M. Guarise<sup>21</sup>, P. A. Günther<sup>17</sup>, E. Gushchin<sup>39</sup>, A. Guth<sup>14</sup>, Y. Guz<sup>44,48</sup>, T. Gys<sup>48</sup>, T. Hadavizadeh<sup>69</sup>, G. Haefeli<sup>49</sup>, C. Haen<sup>48</sup>, J. Haimberger<sup>48</sup>, T. Halewood-leagas<sup>60</sup>, P.M. Hamilton<sup>66</sup>, Q. Han<sup>7</sup>, X. Han<sup>17</sup>, T.H. Hancock<sup>63</sup>, S. Hansmann-Menzemer<sup>17</sup>, N. Harnew<sup>63</sup>, T. Harrison<sup>60</sup>, C. Hasse<sup>48</sup>, M. Hatch<sup>48</sup>, J. He<sup>6,b</sup>, M. Hecker<sup>61</sup>, K. Heijhoff<sup>32</sup>, K. Heinicke<sup>15</sup>, A.M. Hennequin<sup>48</sup>, K. Hennessy<sup>60</sup>, L. Henry<sup>25,47</sup>, J. Heuel<sup>14</sup>, A. Hicheur<sup>2</sup>, D. Hill<sup>49</sup>, M. Hilton<sup>62</sup>, S.E. Hollitt<sup>15</sup>, J. Hu<sup>17</sup>, J. Hu<sup>72</sup>, W. Hu<sup>7</sup>, W. Huang<sup>6</sup>, X. Huang<sup>73</sup>, W. Hulsbergen<sup>32</sup>, R.J. Hunter<sup>56</sup>, M. Hushchyn<sup>81</sup>, D. Hutchcroft<sup>60</sup>, D. Hynds<sup>32</sup>, P. Ibis<sup>15</sup>, M. Idzik<sup>34</sup>, D. Ilin<sup>38</sup>, P. Ilten<sup>65</sup>, A. Inglessi<sup>38</sup>, A. Ishteev<sup>82</sup>, K. Ivshin<sup>38</sup>, R. Jacobsson<sup>48</sup>, S. Jakobsen<sup>48</sup>, E. Jans<sup>32</sup>, B.K. Jashal<sup>47</sup>, A. Jawahery<sup>66</sup>, V. Jevtic<sup>15</sup>, M. Jezabek<sup>35</sup>, F. Jiang<sup>3</sup>, M. John<sup>63</sup>, D. Johnson<sup>48</sup>, C.R. Jones<sup>55</sup>, T.P. Jones<sup>56</sup>, B. Jost<sup>48</sup>, N. Jurik<sup>48</sup>, S. Kandybei<sup>51</sup>, Y. Kang<sup>3</sup>, M. Karacson<sup>48</sup>, M. Karpov<sup>81</sup>, F. Keizer<sup>48</sup>, M. Kenzie<sup>56</sup>, T. Ketel<sup>33</sup>, B. Khanji<sup>15</sup>, A. Kharisova<sup>83</sup>, S. Kholodenko<sup>44</sup>, T. Kirn<sup>14</sup>, V.S. Kirsebom<sup>49</sup>, O. Kitouni<sup>64</sup>, S. Klaver<sup>32</sup>, K. Klimaszewski<sup>36</sup>, S. Koliiev<sup>52</sup>, A. Kondybayeva<sup>82</sup>, A. Konoplyannikov<sup>41</sup>, P. Kopciwicz<sup>34</sup>, R. Kopečna<sup>17</sup>, P. Koppenburg<sup>32</sup>, M. Korolev<sup>40</sup>, I. Kostiuik<sup>32,52</sup>, O. Kot<sup>52</sup>, S. Kotriakhova<sup>21,38</sup>, P. Kravchenko<sup>38</sup>, L. Kravchuk<sup>39</sup>, R.D. Krawczyk<sup>48</sup>, M. Kreps<sup>56</sup>, F. Kress<sup>61</sup>, S. Kretzschmar<sup>14</sup>, P. Krokovny<sup>43,v</sup>, W. Krupa<sup>34</sup>, W. Krzemien<sup>36</sup>, W. Kucewicz<sup>35,t</sup>, M. Kucharczyk<sup>35</sup>, V. Kudryavtsev<sup>43,v</sup>, H.S. Kuindersma<sup>32</sup>, G.J. Kunde<sup>67</sup>, T. Kvaratskheliya<sup>41</sup>, D. Lacarrere<sup>48</sup>, G. Lafferty<sup>62</sup>, A. Lai<sup>27</sup>, A. Lampis<sup>27</sup>, D. Lancierini<sup>50</sup>, J.J. Lane<sup>62</sup>, R. Lane<sup>54</sup>, G. Lanfranchi<sup>23</sup>, C. Langenbruch<sup>14</sup>, J. Langer<sup>15</sup>, O. Lantwin<sup>50</sup>, T. Latham<sup>56</sup>, F. Lazzari<sup>29,q</sup>, R. Le Gac<sup>10</sup>, S.H. Lee<sup>85</sup>, R. Lefèvre<sup>9</sup>, A. Leflat<sup>40</sup>, S. Legotin<sup>82</sup>, O. Leroy<sup>10</sup>, T. Lesiak<sup>35</sup>, B. Leverington<sup>17</sup>, H. Li<sup>72</sup>, L. Li<sup>63</sup>, P. Li<sup>17</sup>, S. Li<sup>7</sup>, Y. Li<sup>4</sup>, Y. Li<sup>4</sup>, Z. Li<sup>68</sup>, X. Liang<sup>68</sup>, T. Lin<sup>61</sup>, R. Lindner<sup>48</sup>, V. Lisovskyi<sup>15</sup>, R. Litvinov<sup>27</sup>, G. Liu<sup>72</sup>, H. Liu<sup>6</sup>, S. Liu<sup>4</sup>, X. Liu<sup>3</sup>, A. Loi<sup>27</sup>, J. Lomba Castro<sup>46</sup>, I. Longstaff<sup>59</sup>, J.H. Lopes<sup>2</sup>, G.H. Lovell<sup>55</sup>, Y. Lu<sup>4</sup>, D. Lucchesi<sup>28,l</sup>, S. Luchuk<sup>39</sup>, M. Lucio Martinez<sup>32</sup>, V. Lukashenko<sup>32</sup>, Y. Luo<sup>3</sup>, A. Lupato<sup>62</sup>, E. Luppi<sup>21,f</sup>, O. Lupton<sup>56</sup>, A. Lusiani<sup>29,m</sup>, X. Lyu<sup>6</sup>, L. Ma<sup>4</sup>, R. Ma<sup>6</sup>, S. Maccolini<sup>20,d</sup>, F. Machefert<sup>11</sup>, F. Maciuc<sup>37</sup>, V. Macko<sup>49</sup>, P. Mackowiak<sup>15</sup>, S. Maddrell-Mander<sup>54</sup>, O. Madejczyk<sup>34</sup>, L.R. Madhan Mohan<sup>54</sup>, O. Maev<sup>38</sup>, A. Maevskiy<sup>81</sup>, D. Maisuzenko<sup>38</sup>, M.W. Majewski<sup>34</sup>, J.J. Malczewski<sup>35</sup>, S. Malde<sup>63</sup>, B. Malecki<sup>48</sup>, A. Malinin<sup>80</sup>, T. Maltsev<sup>43,v</sup>, H. Malygina<sup>17</sup>, G. Manca<sup>27,e</sup>, G. Mancinelli<sup>10</sup>, D. Manuzzi<sup>20,d</sup>, D. Marangotto<sup>25,i</sup>, J. Maratas<sup>9,s</sup>, J.F. Marchand<sup>8</sup>, U. Marconi<sup>20</sup>, S. Mariani<sup>22,g</sup>, C. Marin Benito<sup>11</sup>, M. Marinangeli<sup>49</sup>, P. Marino<sup>49,m</sup>, J. Marks<sup>17</sup>, P.J. Marshall<sup>60</sup>, G. Martellotti<sup>30</sup>, L. Martinazzoli<sup>48,j</sup>, M. Martinelli<sup>26,j</sup>, D. Martinez Santos<sup>46</sup>, F. Martinez Vidal<sup>47</sup>, A. Massafferri<sup>1</sup>, M. Materok<sup>14</sup>, R. Matev<sup>48</sup>, A. Mathad<sup>50</sup>, Z. Mathe<sup>48</sup>, V. Matiunin<sup>41</sup>, C. Matteuzzi<sup>26</sup>, K.R. Mattioli<sup>85</sup>, A. Mauri<sup>32</sup>, E. Maurice<sup>12</sup>, J. Mauricio<sup>45</sup>, M. Mazurek<sup>36</sup>, M. McCann<sup>61</sup>, L. McConnell<sup>18</sup>, T.H. Mcgrath<sup>62</sup>, A. McNab<sup>62</sup>, R. McNulty<sup>18</sup>, J.V. Mead<sup>60</sup>, B. Meadows<sup>65</sup>, C. Meaux<sup>10</sup>, G. Meier<sup>15</sup>, N. Meinert<sup>76</sup>, D. Melnychuk<sup>36</sup>, S. Meloni<sup>26,j</sup>, M. Merk<sup>32,79</sup>, A. Merli<sup>25</sup>, L. Meyer Garcia<sup>2</sup>, M. Mikhasenko<sup>48</sup>, D.A. Milanes<sup>74</sup>, E. Millard<sup>56</sup>, M. Milovanovic<sup>48</sup>,

M.-N. Minard<sup>8</sup>, A. Minotti<sup>21</sup>, L. Minzoni<sup>21,f</sup>, S.E. Mitchell<sup>58</sup>, B. Mitreska<sup>62</sup>, D.S. Mitzel<sup>48</sup>,  
A. Mödden<sup>15</sup>, R.A. Mohammed<sup>63</sup>, R.D. Moise<sup>61</sup>, T. Mombächer<sup>15</sup>, I.A. Monroy<sup>74</sup>, S. Monteil<sup>9</sup>,  
M. Morandin<sup>28</sup>, G. Morello<sup>23</sup>, M.J. Morello<sup>29,m</sup>, J. Moron<sup>34</sup>, A.B. Morris<sup>75</sup>, A.G. Morris<sup>56</sup>,  
R. Mountain<sup>68</sup>, H. Mu<sup>3</sup>, F. Muheim<sup>58,48</sup>, M. Mukherjee<sup>7</sup>, M. Mulder<sup>48</sup>, D. Müller<sup>48</sup>, K. Müller<sup>50</sup>,  
C.H. Murphy<sup>63</sup>, D. Murray<sup>62</sup>, P. Muzzetto<sup>27,48</sup>, P. Naik<sup>54</sup>, T. Nakada<sup>49</sup>, R. Nandakumar<sup>57</sup>,  
T. Nanut<sup>49</sup>, I. Nasteva<sup>2</sup>, M. Needham<sup>58</sup>, I. Neri<sup>21</sup>, N. Neri<sup>25,i</sup>, S. Neubert<sup>75</sup>, N. Neufeld<sup>48</sup>,  
R. Newcombe<sup>61</sup>, T.D. Nguyen<sup>49</sup>, C. Nguyen-Mau<sup>49,x</sup>, E.M. Niel<sup>11</sup>, S. Nieswand<sup>14</sup>, N. Nikitin<sup>40</sup>,  
N.S. Nolte<sup>48</sup>, C. Nunez<sup>85</sup>, A. Oblakowska-Mucha<sup>34</sup>, V. Obraztsov<sup>44</sup>, D.P. O’Hanlon<sup>54</sup>,  
R. Oldeman<sup>27,e</sup>, M.E. Olivares<sup>68</sup>, C.J.G. Onderwater<sup>78</sup>, A. Ossowska<sup>35</sup>, J.M. Otalora Goicochea<sup>2</sup>,  
T. Ovsianikova<sup>41</sup>, P. Owen<sup>50</sup>, A. Oyanguren<sup>47</sup>, B. Pagare<sup>56</sup>, P.R. Pais<sup>48</sup>, T. Pajero<sup>63</sup>,  
A. Palano<sup>19</sup>, M. Palutan<sup>23</sup>, Y. Pan<sup>62</sup>, G. Panshin<sup>83</sup>, A. Papanestis<sup>57</sup>, M. Pappagallo<sup>19,c</sup>,  
L.L. Pappalardo<sup>21,f</sup>, C. Pappenheimer<sup>65</sup>, W. Parker<sup>66</sup>, C. Parkes<sup>62</sup>, C.J. Parkinson<sup>46</sup>,  
B. Passalacqua<sup>21</sup>, G. Passaleva<sup>22</sup>, A. Pastore<sup>19</sup>, M. Patel<sup>61</sup>, C. Patrignani<sup>20,d</sup>, C.J. Pawley<sup>79</sup>,  
A. Pearce<sup>48</sup>, A. Pellegrino<sup>32</sup>, M. Pepe Altarelli<sup>48</sup>, S. Perazzini<sup>20</sup>, D. Pereima<sup>41</sup>, P. Perret<sup>9</sup>,  
M. Petric<sup>59,48</sup>, K. Petridis<sup>54</sup>, A. Petrolini<sup>24,h</sup>, A. Petrov<sup>80</sup>, S. Petrucci<sup>58</sup>, M. Petruzzo<sup>25</sup>,  
T.T.H. Pham<sup>68</sup>, A. Philippov<sup>42</sup>, L. Pica<sup>29,n</sup>, M. Piccini<sup>77</sup>, B. Pietrzyk<sup>8</sup>, G. Pietrzyk<sup>49</sup>, M. Pili<sup>63</sup>,  
D. Pinci<sup>30</sup>, F. Pisani<sup>48</sup>, Resmi P.K<sup>10</sup>, V. Placinta<sup>37</sup>, J. Plews<sup>53</sup>, M. Plo Casasus<sup>46</sup>, F. Polci<sup>13</sup>,  
M. Poli Lener<sup>23</sup>, M. Poliakov<sup>68</sup>, A. Poluektov<sup>10</sup>, N. Polukhina<sup>82,u</sup>, I. Polyakov<sup>68</sup>, E. Polycarpo<sup>2</sup>,  
G.J. Pomery<sup>54</sup>, S. Ponce<sup>48</sup>, D. Popov<sup>6,48</sup>, S. Popov<sup>42</sup>, S. Poslavskii<sup>44</sup>, K. Prasanth<sup>35</sup>,  
L. Promberger<sup>48</sup>, C. Prouve<sup>46</sup>, V. Pugatch<sup>52</sup>, H. Pullen<sup>63</sup>, G. Punzi<sup>29,n</sup>, W. Qian<sup>6</sup>, J. Qin<sup>6</sup>,  
R. Quagliani<sup>13</sup>, B. Quintana<sup>8</sup>, N.V. Raab<sup>18</sup>, R.I. Rabadan Trejo<sup>10</sup>, B. Rachwal<sup>34</sup>,  
J.H. Rademacker<sup>54</sup>, M. Rama<sup>29</sup>, M. Ramos Pernas<sup>56</sup>, M.S. Rangel<sup>2</sup>, F. Ratnikov<sup>42,81</sup>, G. Raven<sup>33</sup>,  
M. Reboud<sup>8</sup>, F. Redi<sup>49</sup>, F. Reiss<sup>62</sup>, C. Remon Alepuz<sup>47</sup>, Z. Ren<sup>3</sup>, V. Renaudin<sup>63</sup>, R. Ribatti<sup>29</sup>,  
S. Ricciardi<sup>57</sup>, K. Rinnert<sup>60</sup>, P. Robbe<sup>11</sup>, A. Robert<sup>13</sup>, G. Robertson<sup>58</sup>, A.B. Rodrigues<sup>49</sup>,  
E. Rodrigues<sup>60</sup>, J.A. Rodriguez Lopez<sup>74</sup>, A. Rollings<sup>63</sup>, P. Roloff<sup>48</sup>, V. Romanovskiy<sup>44</sup>,  
M. Romero Lamas<sup>46</sup>, A. Romero Vidal<sup>46</sup>, J.D. Roth<sup>85</sup>, M. Rotondo<sup>23</sup>, M.S. Rudolph<sup>68</sup>, T. Ruf<sup>48</sup>,  
J. Ruiz Vidal<sup>47</sup>, A. Ryzhikov<sup>81</sup>, J. Ryzka<sup>34</sup>, J.J. Saborido Silva<sup>46</sup>, N. Sagidova<sup>38</sup>, N. Sahoo<sup>56</sup>,  
B. Saitta<sup>27,e</sup>, D. Sanchez Gonzalo<sup>45</sup>, C. Sanchez Gras<sup>32</sup>, R. Santacesaria<sup>30</sup>,  
C. Santamarina Rios<sup>46</sup>, M. Santimaria<sup>23</sup>, E. Santovetti<sup>31,p</sup>, D. Saranin<sup>82</sup>, G. Sarpis<sup>59</sup>, M. Sarpis<sup>75</sup>,  
A. Sarti<sup>30</sup>, C. Satriano<sup>30,o</sup>, A. Satta<sup>31</sup>, M. Saur<sup>15</sup>, D. Savrina<sup>41,40</sup>, H. Sazak<sup>9</sup>,  
L.G. Scantlebury Smead<sup>63</sup>, S. Schael<sup>14</sup>, M. Schellenberg<sup>15</sup>, M. Schiller<sup>59</sup>, H. Schindler<sup>48</sup>,  
M. Schmelling<sup>16</sup>, B. Schmidt<sup>48</sup>, O. Schneider<sup>49</sup>, A. Schopper<sup>48</sup>, M. Schubiger<sup>32</sup>, S. Schulte<sup>49</sup>,  
M.H. Schune<sup>11</sup>, R. Schwemmer<sup>48</sup>, B. Sciascia<sup>23</sup>, S. Sellam<sup>46</sup>, A. Semennikov<sup>41</sup>,  
M. Senghi Soares<sup>33</sup>, A. Sergi<sup>24,48</sup>, N. Serra<sup>50</sup>, L. Sestini<sup>28</sup>, A. Seuthe<sup>15</sup>, P. Seyfert<sup>48</sup>, Y. Shang<sup>5</sup>,  
D.M. Shangase<sup>85</sup>, M. Shapkin<sup>44</sup>, I. Shchemerov<sup>82</sup>, L. Shchutska<sup>49</sup>, T. Shears<sup>60</sup>, L. Shekhtman<sup>43,v</sup>,  
Z. Shen<sup>5</sup>, V. Shevchenko<sup>80</sup>, E.B. Shields<sup>26,j</sup>, E. Shmanin<sup>82</sup>, J.D. Shupperd<sup>68</sup>, B.G. Siddi<sup>21</sup>,  
R. Silva Coutinho<sup>50</sup>, G. Simi<sup>28</sup>, S. Simone<sup>19,c</sup>, N. Skidmore<sup>62</sup>, T. Skwarnicki<sup>68</sup>, M.W. Slater<sup>53</sup>,  
I. Slazyk<sup>21,f</sup>, J.C. Smallwood<sup>63</sup>, J.G. Smeaton<sup>55</sup>, A. Smetkina<sup>41</sup>, E. Smith<sup>14</sup>, M. Smith<sup>61</sup>,  
A. Snoch<sup>32</sup>, M. Soares<sup>20</sup>, L. Soares Lavra<sup>9</sup>, M.D. Sokoloff<sup>65</sup>, F.J.P. Soler<sup>59</sup>, A. Solovev<sup>38</sup>,  
I. Solovyev<sup>38</sup>, F.L. Souza De Almeida<sup>2</sup>, B. Souza De Paula<sup>2</sup>, B. Spaan<sup>15</sup>, E. Spadaro Norella<sup>25,i</sup>,  
P. Spradlin<sup>59</sup>, F. Stagni<sup>48</sup>, M. Stahl<sup>65</sup>, S. Stahl<sup>48</sup>, P. Stefko<sup>49</sup>, O. Steinkamp<sup>50,82</sup>, O. Stenyakin<sup>44</sup>,  
H. Stevens<sup>15</sup>, S. Stone<sup>68</sup>, M.E. Stramaglia<sup>49</sup>, M. Straticiu<sup>37</sup>, D. Strelakina<sup>82</sup>, F. Suljik<sup>63</sup>,  
J. Sun<sup>27</sup>, L. Sun<sup>73</sup>, Y. Sun<sup>66</sup>, P. Svihra<sup>62</sup>, P.N. Swallow<sup>53</sup>, K. Swientek<sup>34</sup>, A. Szabelski<sup>36</sup>,  
T. Szumlak<sup>34</sup>, M. Szymanski<sup>48</sup>, S. Taneja<sup>62</sup>, F. Teubert<sup>48</sup>, E. Thomas<sup>48</sup>, K.A. Thomson<sup>60</sup>,  
V. Tisserand<sup>9</sup>, S. T’Jampens<sup>8</sup>, M. Tobin<sup>4</sup>, L. Tomassetti<sup>21,f</sup>, D. Torres Machado<sup>1</sup>, D.Y. Tou<sup>13</sup>,  
M.T. Tran<sup>49</sup>, E. Trifonova<sup>82</sup>, C. Trippi<sup>49</sup>, G. Tuci<sup>29,n</sup>, A. Tully<sup>49</sup>, N. Tuning<sup>32,48</sup>, A. Ukleja<sup>36</sup>,  
D.J. Unverzagt<sup>17</sup>, E. Ursov<sup>82</sup>, A. Usachov<sup>32</sup>, A. Ustyuzhanin<sup>42,81</sup>, U. Uwer<sup>17</sup>, A. Vagner<sup>83</sup>,  
V. Vagnoni<sup>20</sup>, A. Valassi<sup>48</sup>, G. Valenti<sup>20</sup>, N. Valls Canudas<sup>84</sup>, M. van Beuzekom<sup>32</sup>, M. Van Dijk<sup>49</sup>,



E. van Herwijnen<sup>82</sup>, C.B. Van Hulse<sup>18</sup>, M. van Veghel<sup>78</sup>, R. Vazquez Gomez<sup>46</sup>,  
P. Vazquez Regueiro<sup>46</sup>, C. Vázquez Sierra<sup>48</sup>, S. Vecchi<sup>21</sup>, J.J. Velthuis<sup>54</sup>, M. Veltri<sup>22,r</sup>,  
A. Venkateswaran<sup>68</sup>, M. Veronesi<sup>32</sup>, M. Vesterinen<sup>56</sup>, D. Vieira<sup>65</sup>, M. Vieites Diaz<sup>49</sup>,  
H. Viemann<sup>76</sup>, X. Vilasis-Cardona<sup>84</sup>, E. Vilella Figueras<sup>60</sup>, P. Vincent<sup>13</sup>, G. Vitali<sup>29</sup>,  
D. Vom Bruch<sup>10</sup>, A. Vorobyev<sup>38</sup>, V. Vorobyev<sup>43,v</sup>, N. Voropaev<sup>38</sup>, R. Waldi<sup>76</sup>, J. Walsh<sup>29</sup>,  
C. Wang<sup>17</sup>, J. Wang<sup>5</sup>, J. Wang<sup>4</sup>, J. Wang<sup>3</sup>, J. Wang<sup>73</sup>, M. Wang<sup>3</sup>, R. Wang<sup>54</sup>, Y. Wang<sup>7</sup>,  
Z. Wang<sup>50</sup>, Z. Wang<sup>3</sup>, H.M. Wark<sup>60</sup>, N.K. Watson<sup>53</sup>, S.G. Weber<sup>13</sup>, D. Websdale<sup>61</sup>, C. Weisser<sup>64</sup>,  
B.D.C. Westhenry<sup>54</sup>, D.J. White<sup>62</sup>, M. Whitehead<sup>54</sup>, D. Wiedner<sup>15</sup>, G. Wilkinson<sup>63</sup>,  
M. Wilkinson<sup>68</sup>, I. Williams<sup>55</sup>, M. Williams<sup>64</sup>, M.R.J. Williams<sup>58</sup>, F.F. Wilson<sup>57</sup>, W. Wislicki<sup>36</sup>,  
M. Witek<sup>35</sup>, L. Witola<sup>17</sup>, G. Wormser<sup>11</sup>, S.A. Wotton<sup>55</sup>, H. Wu<sup>68</sup>, K. Wyllie<sup>48</sup>, Z. Xiang<sup>6</sup>,  
D. Xiao<sup>7</sup>, Y. Xie<sup>7</sup>, A. Xu<sup>5</sup>, J. Xu<sup>6</sup>, L. Xu<sup>3</sup>, M. Xu<sup>7</sup>, Q. Xu<sup>6</sup>, Z. Xu<sup>5</sup>, Z. Xu<sup>6</sup>, D. Yang<sup>3</sup>, S. Yang<sup>6</sup>,  
Y. Yang<sup>6</sup>, Z. Yang<sup>3</sup>, Z. Yang<sup>66</sup>, Y. Yao<sup>68</sup>, L.E. Yeomans<sup>60</sup>, H. Yin<sup>7</sup>, J. Yu<sup>71</sup>, X. Yuan<sup>68</sup>,  
O. Yushchenko<sup>44</sup>, E. Zaffaroni<sup>49</sup>, M. Zavertyaev<sup>16,u</sup>, M. Zdybal<sup>35</sup>, O. Zenaiev<sup>48</sup>, M. Zeng<sup>3</sup>,  
D. Zhang<sup>7</sup>, L. Zhang<sup>3</sup>, S. Zhang<sup>5</sup>, Y. Zhang<sup>5</sup>, Y. Zhang<sup>63</sup>, A. Zhelezov<sup>17</sup>, Y. Zheng<sup>6</sup>, X. Zhou<sup>6</sup>,  
Y. Zhou<sup>6</sup>, X. Zhu<sup>3</sup>, V. Zhukov<sup>14,40</sup>, J.B. Zonneveld<sup>58</sup>, Q. Zou<sup>4</sup>, S. Zucchelli<sup>20,d</sup>, D. Zuliani<sup>28</sup>,  
G. Zunica<sup>62</sup>

- <sup>1</sup> *Centro Brasileiro de Pesquisas Físicas (CBPF), Rio de Janeiro, Brazil*
- <sup>2</sup> *Universidade Federal do Rio de Janeiro (UFRJ), Rio de Janeiro, Brazil*
- <sup>3</sup> *Center for High Energy Physics, Tsinghua University, Beijing, China*
- <sup>4</sup> *Institute Of High Energy Physics (IHEP), Beijing, China*
- <sup>5</sup> *School of Physics State Key Laboratory of Nuclear Physics and Technology, Peking University, Beijing, China*
- <sup>6</sup> *University of Chinese Academy of Sciences, Beijing, China*
- <sup>7</sup> *Institute of Particle Physics, Central China Normal University, Wuhan, Hubei, China*
- <sup>8</sup> *Univ. Savoie Mont Blanc, CNRS, IN2P3-LAPP, Annecy, France*
- <sup>9</sup> *Université Clermont Auvergne, CNRS/IN2P3, LPC, Clermont-Ferrand, France*
- <sup>10</sup> *Aix Marseille Univ, CNRS/IN2P3, CPPM, Marseille, France*
- <sup>11</sup> *Université Paris-Saclay, CNRS/IN2P3, IJCLab, Orsay, France*
- <sup>12</sup> *Laboratoire Leprince-Ringuet, CNRS/IN2P3, Ecole Polytechnique, Institut Polytechnique de Paris, Palaiseau, France*
- <sup>13</sup> *LPNHE, Sorbonne Université, Paris Diderot Sorbonne Paris Cité, CNRS/IN2P3, Paris, France*
- <sup>14</sup> *I. Physikalisches Institut, RWTH Aachen University, Aachen, Germany*
- <sup>15</sup> *Fakultät Physik, Technische Universität Dortmund, Dortmund, Germany*
- <sup>16</sup> *Max-Planck-Institut für Kernphysik (MPIK), Heidelberg, Germany*
- <sup>17</sup> *Physikalisches Institut, Ruprecht-Karls-Universität Heidelberg, Heidelberg, Germany*
- <sup>18</sup> *School of Physics, University College Dublin, Dublin, Ireland*
- <sup>19</sup> *INFN Sezione di Bari, Bari, Italy*
- <sup>20</sup> *INFN Sezione di Bologna, Bologna, Italy*
- <sup>21</sup> *INFN Sezione di Ferrara, Ferrara, Italy*
- <sup>22</sup> *INFN Sezione di Firenze, Firenze, Italy*
- <sup>23</sup> *INFN Laboratori Nazionali di Frascati, Frascati, Italy*
- <sup>24</sup> *INFN Sezione di Genova, Genova, Italy*
- <sup>25</sup> *INFN Sezione di Milano, Milano, Italy*
- <sup>26</sup> *INFN Sezione di Milano-Bicocca, Milano, Italy*
- <sup>27</sup> *INFN Sezione di Cagliari, Monserrato, Italy*
- <sup>28</sup> *Università degli Studi di Padova, Università e INFN, Padova, Padova, Italy*
- <sup>29</sup> *INFN Sezione di Pisa, Pisa, Italy*
- <sup>30</sup> *INFN Sezione di Roma La Sapienza, Roma, Italy*
- <sup>31</sup> *INFN Sezione di Roma Tor Vergata, Roma, Italy*
- <sup>32</sup> *Nikhef National Institute for Subatomic Physics, Amsterdam, Netherlands*

- <sup>33</sup> *Nikhef National Institute for Subatomic Physics and VU University Amsterdam, Amsterdam, Netherlands*
- <sup>34</sup> *AGH - University of Science and Technology, Faculty of Physics and Applied Computer Science, Kraków, Poland*
- <sup>35</sup> *Henryk Niewodniczanski Institute of Nuclear Physics Polish Academy of Sciences, Kraków, Poland*
- <sup>36</sup> *National Center for Nuclear Research (NCBJ), Warsaw, Poland*
- <sup>37</sup> *Horia Hulubei National Institute of Physics and Nuclear Engineering, Bucharest-Magurele, Romania*
- <sup>38</sup> *Petersburg Nuclear Physics Institute NRC Kurchatov Institute (PNPI NRC KI), Gatchina, Russia*
- <sup>39</sup> *Institute for Nuclear Research of the Russian Academy of Sciences (INR RAS), Moscow, Russia*
- <sup>40</sup> *Institute of Nuclear Physics, Moscow State University (SINP MSU), Moscow, Russia*
- <sup>41</sup> *Institute of Theoretical and Experimental Physics NRC Kurchatov Institute (ITEP NRC KI), Moscow, Russia*
- <sup>42</sup> *Yandex School of Data Analysis, Moscow, Russia*
- <sup>43</sup> *Budker Institute of Nuclear Physics (SB RAS), Novosibirsk, Russia*
- <sup>44</sup> *Institute for High Energy Physics NRC Kurchatov Institute (IHEP NRC KI), Protvino, Russia, Protvino, Russia*
- <sup>45</sup> *ICCUB, Universitat de Barcelona, Barcelona, Spain*
- <sup>46</sup> *Instituto Galego de Física de Altas Enerxías (IGFAE), Universidade de Santiago de Compostela, Santiago de Compostela, Spain*
- <sup>47</sup> *Instituto de Física Corpuscular, Centro Mixto Universidad de Valencia - CSIC, Valencia, Spain*
- <sup>48</sup> *European Organization for Nuclear Research (CERN), Geneva, Switzerland*
- <sup>49</sup> *Institute of Physics, Ecole Polytechnique Fédérale de Lausanne (EPFL), Lausanne, Switzerland*
- <sup>50</sup> *Physik-Institut, Universität Zürich, Zürich, Switzerland*
- <sup>51</sup> *NSC Kharkiv Institute of Physics and Technology (NSC KIPT), Kharkiv, Ukraine*
- <sup>52</sup> *Institute for Nuclear Research of the National Academy of Sciences (KINR), Kyiv, Ukraine*
- <sup>53</sup> *University of Birmingham, Birmingham, United Kingdom*
- <sup>54</sup> *H.H. Wills Physics Laboratory, University of Bristol, Bristol, United Kingdom*
- <sup>55</sup> *Cavendish Laboratory, University of Cambridge, Cambridge, United Kingdom*
- <sup>56</sup> *Department of Physics, University of Warwick, Coventry, United Kingdom*
- <sup>57</sup> *STFC Rutherford Appleton Laboratory, Didcot, United Kingdom*
- <sup>58</sup> *School of Physics and Astronomy, University of Edinburgh, Edinburgh, United Kingdom*
- <sup>59</sup> *School of Physics and Astronomy, University of Glasgow, Glasgow, United Kingdom*
- <sup>60</sup> *Oliver Lodge Laboratory, University of Liverpool, Liverpool, United Kingdom*
- <sup>61</sup> *Imperial College London, London, United Kingdom*
- <sup>62</sup> *Department of Physics and Astronomy, University of Manchester, Manchester, United Kingdom*
- <sup>63</sup> *Department of Physics, University of Oxford, Oxford, United Kingdom*
- <sup>64</sup> *Massachusetts Institute of Technology, Cambridge, MA, United States*
- <sup>65</sup> *University of Cincinnati, Cincinnati, OH, United States*
- <sup>66</sup> *University of Maryland, College Park, MD, United States*
- <sup>67</sup> *Los Alamos National Laboratory (LANL), Los Alamos, United States*
- <sup>68</sup> *Syracuse University, Syracuse, NY, United States*
- <sup>69</sup> *School of Physics and Astronomy, Monash University, Melbourne, Australia, associated to <sup>56</sup>*
- <sup>70</sup> *Pontifícia Universidade Católica do Rio de Janeiro (PUC-Rio), Rio de Janeiro, Brazil, associated to <sup>2</sup>*
- <sup>71</sup> *Physics and Micro Electronic College, Human University, Changsha City, China, associated to <sup>7</sup>*
- <sup>72</sup> *Guangdong Provincial Key Laboratory of Nuclear Science, Institute of Quantum Matter, South China Normal University, Guangzhou, China, associated to <sup>3</sup>*
- <sup>73</sup> *School of Physics and Technology, Wuhan University, Wuhan, China, associated to <sup>3</sup>*
- <sup>74</sup> *Departamento de Física, Universidad Nacional de Colombia, Bogota, Colombia, associated to <sup>13</sup>*
- <sup>75</sup> *Universität Bonn - Helmholtz-Institut für Strahlen und Kernphysik, Bonn, Germany, associated to <sup>17</sup>*

- <sup>76</sup> *Institut für Physik, Universität Rostock, Rostock, Germany, associated to* <sup>17</sup>  
<sup>77</sup> *INFN Sezione di Perugia, Perugia, Italy, associated to* <sup>21</sup>  
<sup>78</sup> *Van Swinderen Institute, University of Groningen, Groningen, Netherlands, associated to* <sup>32</sup>  
<sup>79</sup> *Universiteit Maastricht, Maastricht, Netherlands, associated to* <sup>32</sup>  
<sup>80</sup> *National Research Centre Kurchatov Institute, Moscow, Russia, associated to* <sup>41</sup>  
<sup>81</sup> *National Research University Higher School of Economics, Moscow, Russia, associated to* <sup>42</sup>  
<sup>82</sup> *National University of Science and Technology “MISIS”, Moscow, Russia, associated to* <sup>41</sup>  
<sup>83</sup> *National Research Tomsk Polytechnic University, Tomsk, Russia, associated to* <sup>41</sup>  
<sup>84</sup> *DS4DS, La Salle, Universitat Ramon Llull, Barcelona, Spain, associated to* <sup>45</sup>  
<sup>85</sup> *University of Michigan, Ann Arbor, United States, associated to* <sup>68</sup>

- <sup>a</sup> *Universidade Federal do Triângulo Mineiro (UFTM), Uberaba-MG, Brazil*  
<sup>b</sup> *Hangzhou Institute for Advanced Study, UCAS, Hangzhou, China*  
<sup>c</sup> *Università di Bari, Bari, Italy*  
<sup>d</sup> *Università di Bologna, Bologna, Italy*  
<sup>e</sup> *Università di Cagliari, Cagliari, Italy*  
<sup>f</sup> *Università di Ferrara, Ferrara, Italy*  
<sup>g</sup> *Università di Firenze, Firenze, Italy*  
<sup>h</sup> *Università di Genova, Genova, Italy*  
<sup>i</sup> *Università degli Studi di Milano, Milano, Italy*  
<sup>j</sup> *Università di Milano Bicocca, Milano, Italy*  
<sup>k</sup> *Università di Modena e Reggio Emilia, Modena, Italy*  
<sup>l</sup> *Università di Padova, Padova, Italy*  
<sup>m</sup> *Scuola Normale Superiore, Pisa, Italy*  
<sup>n</sup> *Università di Pisa, Pisa, Italy*  
<sup>o</sup> *Università della Basilicata, Potenza, Italy*  
<sup>p</sup> *Università di Roma Tor Vergata, Roma, Italy*  
<sup>q</sup> *Università di Siena, Siena, Italy*  
<sup>r</sup> *Università di Urbino, Urbino, Italy*  
<sup>s</sup> *MSU - Iligan Institute of Technology (MSU-IIT), Iligan, Philippines*  
<sup>t</sup> *AGH - University of Science and Technology, Faculty of Computer Science, Electronics and Telecommunications, Kraków, Poland*  
<sup>u</sup> *P.N. Lebedev Physical Institute, Russian Academy of Science (LPI RAS), Moscow, Russia*  
<sup>v</sup> *Novosibirsk State University, Novosibirsk, Russia*  
<sup>w</sup> *Department of Physics and Astronomy, Uppsala University, Uppsala, Sweden*  
<sup>x</sup> *Hanoi University of Science, Hanoi, Vietnam*