

SUBSEA UMBILICAL CROSS-SECTION DESIGN. STRESS PREDICTION OF ITS STRUCTURAL COMPONENTS

V.V. Solovev, P.N. Zyatikov, I.N. Kozyrev

National Research Tomsk Polytechnic University, Tomsk, Russia

Global energy market has been significantly grown for the last 30 years which means ordinary onshore methods of production, exploration and development will face with a challenge to meet the demand. One of the potential ways to meet this constantly growing demand is to develop offshore oil and gas fields, where it requires to use reliable equipment being able to withstand all the loads for as long as 20 or 25 years. One of the most important components in offshore production system is a subsea umbilical that is why it is necessary to perform a quality structural analysis before manufacturing to insure it suits the project conditions. This research is focused on two different configurations of subsea umbilical with five bounded hoses same diameter made of stainless steel. These hoses are used to transport hydraulic liquids, inhibitors and some other chemicals from offshore platform towards subsea production facilities to provide the continuity of the production process and improve its integrity.

Cross section design. The inner diameter was chosen based on the ones provided by one of the manufactures presented on the market. Designed and researched cross section designs are shown in Figure 1. The analysis was made to find the behavior of subsea umbilical under two main loads: axial and bending. The results for bending stress is not represented in this article, but will be discussed later.

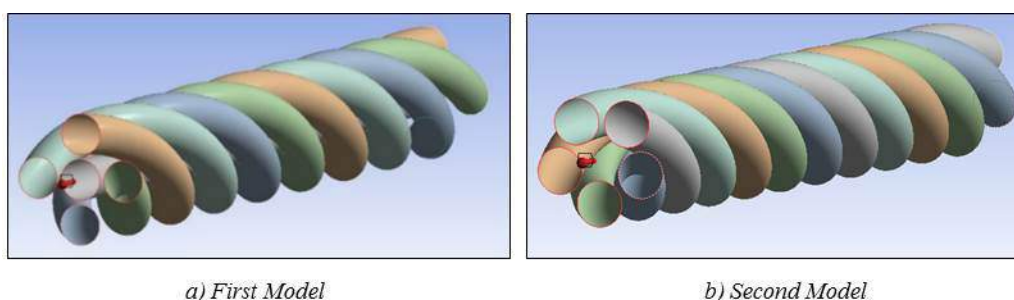


Fig. 1. Two models in axial loads simulation, where red arrows show the active axial force applied to one of the end of umbilicals

Simulation results. As it is shown in the Figure 2, the second model experienced smaller both the minimum and maximum loads under all five stages of stresses. However, under axial force of 15kN both model show almost equal results of maximum stress (221MPa and 209.77MPa, for the first and second models, respectively). The most obvious reason for this might be the yield stress of stain steel, which is 210MPa according to the ANSYS materials database [1]. When the applied force was between 10kN and 15kN the first model started to experience plastic deformation. However, the second model started to deform plastically under a much higher force of about 20kN. Considering that both models consist of the same size hoses made of the same material, the only reason for such results can be the difference in structure of cross section. The second model structure can withstand a higher axial stress. The difference between starts of the plastic deformation of two models is around 5kN. Graphically the results are presented in Figure 3 below.

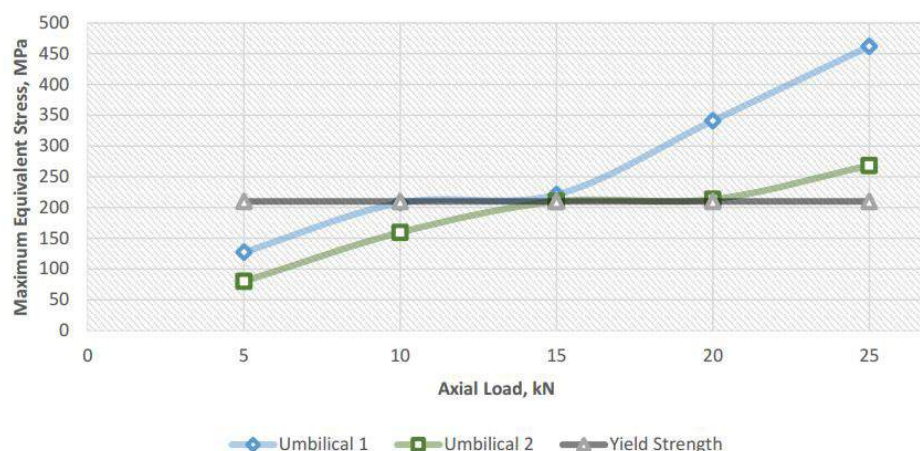


Fig. 2. Maximum Equivalent Stress (MPa) to Axial Load (kN)

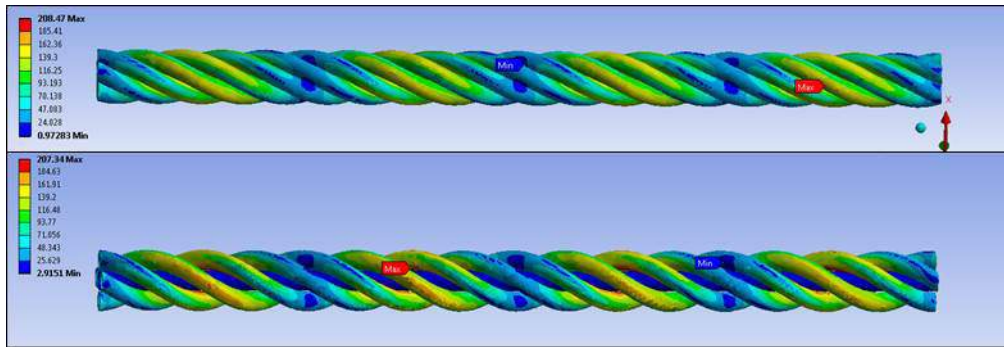


Fig. 3. Two Umbilicals Axial Stress (MPa) Pattern

Analytical calculation. The next step of this research is the verification of the results obtained from computer simulation which can be done by analytical calculations or by experiments. It is not possible to make the experiments at the moments due to lack of the materials and required equipment. However, there will be made analytical calculations, divided into three main stages: calculation of simplified model, where each of the metallic hoses is represented by a bounded beam, then there will be added empty cylindrical space inside along the length of each hoses, and lastly there will be added hydraulic fluid inside, which is the most similar to the real subsea umbilical working stage [3]. Besides, there will be done some calculations to understand the effect of heat transfer in the system on subsea umbilical structure considering the fact that ambient temperature varies significantly from around +30°C near the surface to about +30°C near the sea bottom. Temperature might affect both the umbilical and hydraulic liquids transporting through it [4]. The mathematical part is based on the variational principle of displacement, which states that virtual change of inner energy of deformation must be compensate by the same amount of external work applied to the object (Equation 1) [2].

$$\int_V \sigma_{ij} \delta \varepsilon_{ij} dV = \int_S f_i^S \delta u_i dS + \int_V f_i^B \delta u_i dV,$$

$$\varepsilon_{ij} = \frac{1}{2} \left(\frac{\partial u_i}{\partial x_j} + \frac{\partial u_j}{\partial x_i} \right) \quad (1)$$

where σ_{ij} – stress components; ε_{ij} – deformation components; u_i – displacement vector components; x_i – present-position coordinates; f_i^S – surface forces vector components; f_i^B – mass forces vector components; V – volume of deformed object; S – surface of deformed object, which the surface forces were applied to.

In conclusion, the results obtained after the computer simulation show that the second model is better than the first one in terms of axial force resistance. Moreover, the second model cross section design decreases the required outer diameter of subsea umbilical (67mm and 75.8mm for the second and first umbilicals, respectively), which makes this model better in terms of economic because it requires smaller amount of materials to produce the same length of umbilical than for the first model. It also significantly decreases the transportation and installation cost. Further studies will be focused on analytical verification of obtained data and analysis of heat transfer on the structural components and exploitation of subsea umbilical.

References

1. ANSYS Workbench Features. Accessed on 20.09.2016: <http://www.ansys.com/products/Structures/Impact>
2. Chen, X., Fu, S., Song, L., Zhong, Q. and Huang, X. (2013) ‘Stress analysis model for un-bonded umbilical cables’, Ocean Systems Engineering, 3(2), pp. 097-122.
3. Kozyrev, Ilya. Solving Excess Water Production Problems in Productive Formation [Electronic resource] / I. Kozyrev, P. N. Zyatikov, V. S. Deeva // MATEC Web of Conferences. — Les Ulis: 2016. — Vol. 72 : Heat and Mass Transfer in the System of Thermal Modes of Energy – Technical and Technological Equipment (HMTTSC-2016). — [01049, 4 p.].
4. Kramshonkov, Evgeny Nikolaevich. Protective Effectiveness of Porous Shields Under the Influence of High-Speed Impact Loading [Electronic resource] / E. N. Kramshonkov, A. V. Krainov, P. V. Shorohov // European Physical Journal Web of Conferences (EPJ Web of Conferences). — 2016. — Vol. 110: Thermophysical Basis of Energy Technologies. — [01031, 6 p.].