

# Kinetic non-reversibility of the cracking reactions and its accounting during mathematical modeling of industrial process

G Nazarova<sup>1</sup>, E Ivashkina<sup>1</sup>, T Shafran<sup>1</sup>, G Seytenova<sup>2</sup>, M Elubay<sup>3</sup>, I Dolganova<sup>1</sup>

<sup>1</sup>Chemical Engineering Department, *National Research Tomsk Polytechnic University*, 30, Lenina Avenue, Tomsk 634050, Russian Federation

<sup>2</sup>Department of Mechanics and Oil and Gas Engineering, *S.Toraighyrov Pavlodar State University*, 64, Lomov Street, Pavlodar 140008, Kazakhstan

<sup>3</sup>Department of Chemistry and Chemical Technologies, *S.Toraighyrov Pavlodar State University*, 64, Lomov Street, Pavlodar 140008, Kazakhstan

<sup>1</sup>E-mail: silko@tpu.ru

**Abstract.** The paper presents the approach to the catalytic cracking modeling with consideration of the reactions' reversibility/non-reversibility depending on the current concentrations and the cracking temperature. The thermodynamic analysis of the reactions using the quantum-chemical methods allows formulating a hydrocarbons conversion scheme at the thermal equilibrium temperature between the feedstock and the catalyst. The magnitude of the current chemical attraction of reactions is a criterion of thermodynamic non-reversibility of reactions, which is determined at each stage of the calculation. It has been shown that the change in the concentrations of conversion participants and cracking temperature have a significant effect on the catalytic cracking reactions. Thus, the cyclization reactions are non-reversible up to 512.9 °C ( $A_{rij} = 6.46$  kJ/mol) during the processing of feedstock with saturated hydrocarbons to aromatics ratio is 2.1 and with further temperature increasing the contribution of reverse reactions rises. Also with increasing the saturated hydrocarbons to aromatics ratio from 2.1 to 3.2 in the feedstock, the equilibrium of the reaction shifts to low temperatures from 512.9 to 508.9 °C ( $A_{rij} = 6.497$  kJ/mol). It is connected with the fact that intensification of the exothermic reactions (alkylation, condensation, coke formation) under certain conditions is possible. It is an important factor in terms of catalyst deactivation and has an effect on the desired product yield.

## 1. Introduction

Wide integration of petroleum refining processes is determined by the need in light oil products and olefins productions from heavy petroleum feedstock [1-2]. A high share of catalytic cracking and advanced refining processes around the world causes a high conversion degree of petroleum feedstock at the level of 85-95%. Continuous optimization for existing and new catalytic cracking units is required taking into account the change of feedstock composition, catalysts activity and mutual influence of reactor and regenerator.

To solve the problem of optimization, scientists widely use mathematical modeling to efficiently manage an industrial unit and to forecast products quality, along with the development of new high efficient catalysts [3-9] and technological equipment [10-12]. There are various approaches to



modeling of the catalytic processes taking into account kinetics, heat transfer, hydrodynamic mode, catalyst deactivation, etc. [13-15].

A large number of research is dedicated to mathematical modeling of catalytic cracking with different detailing of hydrocarbons conversion scheme considering with the catalyst deactivation [16–19]. Specialists generally use an approach based on the fractions separation by boiling points and pseudo-components formation ignoring the conversion of hydrocarbon groups as "gas", "gasoline", and "coke" [20–26]. However, this way does not ensure the model's sensitivity to the feedstock composition, thermodynamics and kinetics of reactions involving the high-molecular hydrocarbons. Such models do not include individual reactions leading to heavy products formation with following condensation into coke, for example, cyclization, aromatization. In addition, the conversions of the reaction groups are considered in the only forward direction without using the thermodynamic potentials being the criterion of the possibility, direction and limit of the reactions.

Developed hydrocarbons conversions schemes mostly have rigid formalization, and such schemes do not consider the change in the reactions direction depending on current concentrations and cracking temperature. This fact has a significant effect on the reactions direction, yield and composition of the products along with the loss of catalyst activity due to intensive coke formation.

Thus, the aim of research is to evaluate the occurrence of thermodynamic non-reversibility of reactions at the mathematical modeling of the catalytic cracking.

## 2. Experimental part

Formalization of the hydrocarbons conversions scheme is the most important stage at the mathematical modeling of multi-component catalytic processes of the oil refining involving high-molecular weight hydrocarbons. This stage determines the forecasting ability of the model and ensures the required calculations adequacy in the presence of available computational power to evaluate the kinetic parameters of the reactions.

According to the principle of detailed equilibrium of classical thermodynamics any chemical transformations are thermodynamically reversible. Thus, the mathematical description of the catalytic cracking should include the principle possibility of direct and reverse transformation. A significant change in the chemical potential (in comparison with the  $RT$  value) during the reaction groups conversions is a correct criterion for the kinetic non-reversibility occurrence [27] of a certain stage in the of chemical transformations chain:

$$A_{rij} = -\Delta_r G_{ij} = \mu_i - \mu_j > RT, \quad (1)$$

where  $A_{rij}$  –current value of chemical attraction of reaction, J/mole,  $\Delta_r G_{ij}$  – the current value of the Gibbs energy, J/mole,  $\mu_i$  –current value of chemical potential:  $\mu_i = \mu_{i0} + RT \ln p_i$ , J/mole,  $\mu_{i0}$  –standard chemical potential, J/mole,  $R$  –universal gas constant – 8.314 J/(mol·K),  $T$  –current temperature, K,  $p_i$  –partial component pressure, Pa.

The direction of the catalytic cracking reactions changes depending on the current components concentrations of the conversion participants and the current cracking temperature on the height of the riser. It can be quantified estimated by calculation of the current chemical attraction of reactions.

The following stages are required for accounting the change in the reactions direction at mathematical modeling of the catalytic cracking: 1) to perform a thermodynamic analysis of the catalytic cracking reactions including the most significant hydrocarbons groups participations, which were determined on the basis of structures according to chromatography-mass spectrometry, structural-group analysis and chromatography results [28,29]; 2) to form the hydrocarbons conversions scheme of catalytic cracking at the thermal equilibrium temperature between the feedstock and catalyst; 3) to develop a kinetic model of catalytic cracking taking into account the change in reactions reversibility according to the chemical attraction in accordance with figure 1.

The effect of the feedstock composition with saturated to aromatics hydrocarbons ratio 2.1 and 3.2 unit at the equal process conditions (table 1) and the catalyst circulation rate in the range of 4-8

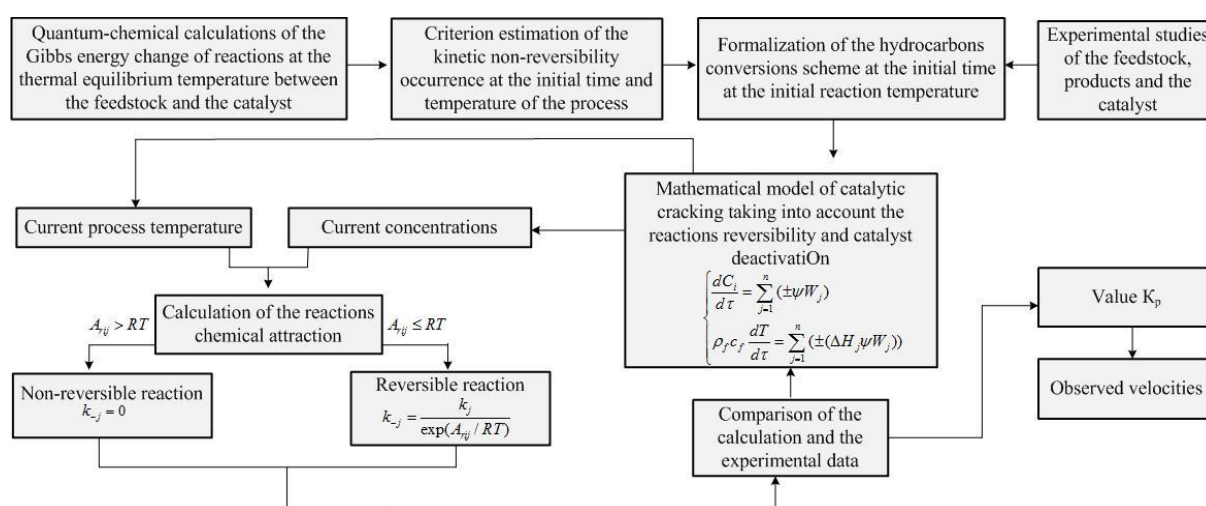
$t_{cat}/t_{on\_feed}$  at the processed the feedstock with saturated hydrocarbons to aromatics ratio of 2.1 unit on the current chemical attraction reactions are discovered.

**Table 1.** Feedstock composition and process conditions for model calculations.

Process conditions	Values
Feedstock flow rate, m <sup>3</sup> /h /temperature, °C	378.0 /3 03.7
Cracking temperature, °C/ Riser pressure, Pa	521.0 / 141215.8
Flow temperature after regeneration, °C / Catalyst circulation rate, $t_{cat}/t_{feed}$	690.6 / 5.56

### 3. Results and discussion

The scheme presented in figure 1 shows the stage of catalytic cracking modeling with consideration of the contribution of forward and reverse reactions under the current time and technological conditions. This approach complicates the mathematical description, but increases the calculations accuracy.



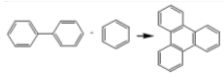
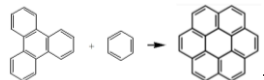
**Figure 1.** Flowchart for determining the observed reaction rates taking into account the reactions reversibility of the catalytic cracking:  $k_j$ ,  $k_{-j}$  – reaction rate constants of forward and reverse reactions respectively;  $C_i$  – change in concentration of the  $i$ -hydrocarbons group, mol/l;  $\tau$  – contact time, s;  $W_j$  – rate of chemical reaction;  $\psi$  – function of catalyst deactivation by coke and heavy metals;  $T$  – temperature flow, K;  $\Delta_i H_{OT}$  – chemical reaction heat, kJ/mol;  $\rho_f$ ,  $c_f$  – density and heat capacity of flow, kg/m<sup>3</sup>, kJ/(kg·K).

Thermodynamic analysis of the catalytic cracking reactions, especially, the estimation of the thermodynamic parameters of reactions (the Gibbs energy, enthalpy and entropy change in standard conditions) and the probability of their occurrence at the thermal equilibrium temperature between the feedstock and the catalyst was performed using reference data [30] and quantum-chemical methods of calculations for reaction involving the hydrocarbons, which are not available in the reference literature (Table 2). Comparison of the thermodynamic parameters of reactions, calculated by different methods (PM3 and DFT), with reference data shows that the values calculated by Density Functional Theory (DFT method) are more reliable for the reactions of isoparaffins cracking, olefins cracking and aromatics and naphthenes dealkylation.

Also the divergence between calculated and reference data for paraffins cracking with formation of olefins and paraffins with normal and branched structure is lower using PM3 method. Using DFT method, the finding the wave function (for Hartree-Fock theory as a  $n$ -coordinates function, where  $n$  is the number of electrons) does not occur. In this case, the system energy is uniquely determined by the electron density, which depends on the three spatial coordinates, and functional which related the

electron density with the systems energy is determined. The Gradient-corrected functional B3-LYP (Becke's density functional theory (B3) model using Lee-Young-Parr (LYP) electron correlation), which includes accurate result of Hartree-Fock exchange, with basis 3-21G were used as theoretical approximation. Thus, imprecisions of two methods compensate each other. Semi-empirical methods, including PM3, solve the Schrödinger equation for atoms and molecules using certain approximations and simplifications. In addition the calculation is carried out only for the valence electrons, the integrals of certain interactions are ignored, the standard non-optimized basis functions of electron orbitals and some parameters obtained in experiment are used.

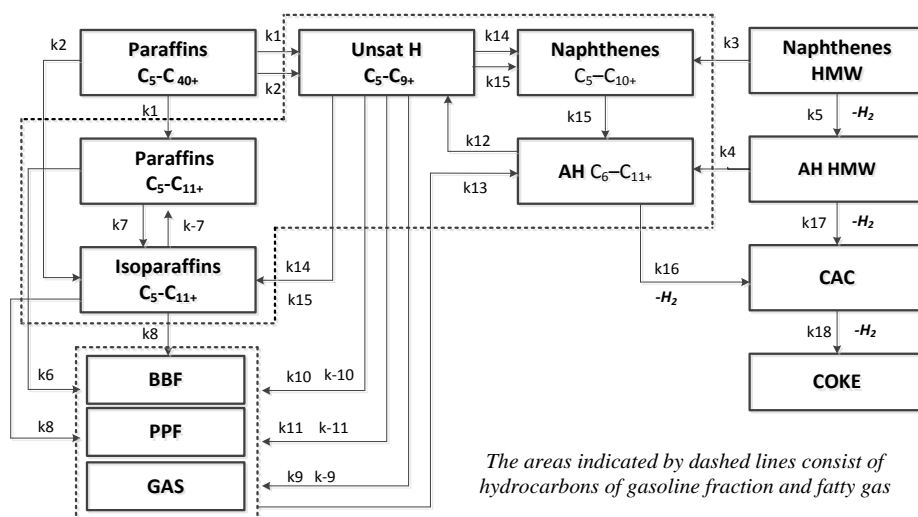
**Table 2.** Thermodynamic parameters of the catalytic cracking reactions.

Reactions	$\Delta_r H^\circ_{810-848}$ , kJ/mol	$\Delta_r G^\circ_{810-848}$ , kJ/mol
<sup>b</sup> Cracking of paraffins $C_{14}-C_{40+}$ : $C_{20}H_{42} \rightarrow C_{10}H_{22} + 2 \cdot C_{10}H_{20}$	64.7÷64.2	-(70.3÷76.6)
<sup>b</sup> Cracking of paraffins $C_{14}-C_{40+}$ : $C_{20}H_{42} \rightarrow i-C_9H_{17} + 2 \cdot C_{10}H_{20}$	65.3÷64.8	-(64.5÷70.6)
<sup>b</sup> Dealkylation of naphthenes HMW <sup>a</sup> : $C_{17}H_{35}-C_{10}H_{17} \rightarrow C_{10}H_{18} + 2 \cdot C_{10}H_{20} + 2 \cdot C_7H_{14}$	100.8÷99.7	-(191.5÷204.6)
<sup>b</sup> Dealkylation of AHMW <sup>a</sup> : $C_{13}H_{27}-C_{10}H_7 \rightarrow C_{10}H_8 + 2 \cdot C_7H_{14} + 2 \cdot C_6H_{12}$	134.0÷133.1	-(143.0÷156.1)
<sup>b</sup> Cracking of naphthenes HMW <sup>a</sup> : $C_{17}H_{35}-C_{10}H_{17} \rightarrow C_{18}H_{37}-C_6H_5 + C_3H_6 + 2 \cdot H_2$	267.4÷266.9	-(138.5÷156.9)
Cracking of n-paraffins $C_5-C_{11+}$ : $C_7H_{16} \rightarrow C_3H_6 + C_4H_{10}$	77.5÷77.1	-(36.6÷41.9)
Isomerization of paraffins $C_5-C_{11+}$ : $H-C_7H_{16} \leftrightarrow i-C_7H_{16}$	-(4.5÷4.5)	-(1.5÷1.3)
Cracking of isoparaffins $C_5-C_{11+}$ : $i-C_7H_{16} \rightarrow i-C_4H_8 + C_3H_8$	70.2÷69.8	-(40.2÷45.4)
Cracking of Unsath <sup>a</sup> $C_5-C_{9+}$ : $C_7H_{14} \rightarrow C_2H_4 + C_5H_{10}$	88.2÷78.3	-(22.3÷37.1)
Cracking of Unsath <sup>a</sup> $C_5-C_{9+}$ : $C_8H_{16} \rightarrow C_4H_8 + C_4H_8$	78.1÷77.7	-(35.3÷40.6)
Cracking of Unsath <sup>a</sup> $C_5-C_{9+}$ : $1-C_6H_{12} \rightarrow C_3H_6 + C_3H_6$	77.8÷77.3	-(36.1÷41.4)
Dealkylation of AH <sup>a</sup> $C_5-C_{9+}$ : $C_6H_5-C_5H_{11} \rightarrow C_6H_6 + 2 \cdot C_5H_{10}$	80.0÷79.6	-(17.3÷21.8)
Diene synthesis: $1,3-C_5H_8 + C_3H_6 \rightarrow 1,2-(CH_3)_2-C_6H_{10} + 2 \cdot H_2$	-(71.2÷70.9)	-(106.9÷108.6)
Cyclization of Unsath <sup>a</sup> $C_5-C_{9+}$ : $C_7H_{14} \leftrightarrow c-C_7H_{14}$	-(92.2÷91.6)	-(25.1÷21.9)
<sup>b</sup> Hydrogen transfer №1: $C_6H_{10} + C_6H_{12} \rightleftharpoons \text{Cyclohexene} + i-C_6H_{14}$	-(85.2÷85.3)	-(40.1÷38.1)
<sup>b</sup> Hydrogen transfer №2: $\text{Cyclohexene} + C_6H_{12} \rightarrow \text{Cyclohexane} + i-C_6H_{14}$	-(169.3÷169.6)	-(162.1÷161.8)
<sup>b</sup> Condensation of AH <sup>a</sup> $C_5-C_{9+}$ with Unsath <sup>a</sup> $C_5-C_{9+}$ : $C_2H_3-C_6H_5 + 2 \cdot C_8H_{16} \rightarrow 3,4-C_3H_7-C_{10}H_6 + 2 \cdot H_2$	-(9.59÷9.0)	-(47.2÷42.1)
<sup>b</sup> Condensation of AHMW <sup>a</sup> : 	(52.2÷48.4)	-(32.0÷36.5)
<sup>b</sup> Coke formation: 	(4.6÷0.4)	-(130.3÷137.1)

<sup>a</sup>HMW, AH, AH HMW, Unsath – according to figure 2, <sup>b</sup> – results of quantum chemical calculations.

The reactions of cracking of high-molecular weight paraffins ( $-(70.3 \div 76.6)$  kJ/mol), dealkylation of aromatic hydrocarbons and naphthenes ( $-(143.0 \div 156.1)^*$  and  $-(191.5 \div 204.6)$  kJ/mol) and cracking of high-molecular weight naphthenes ( $-(142.0 \div 161.0)$  kJ/mol) are characterized by a high thermodynamic probability at the initial temperature range of the reaction  $810 \div 848$  K. Also, the high reactivity of hydrocarbons is observed for secondary exothermic reactions of diene synthesis ( $-(106.9 \div 108.6)$  kJ/mol), 2 stage of hydrogen transfer: 1) cyclization of UnsatHC<sub>5</sub>-C<sub>9+</sub> ( $-(25.1 \div 21.9)$  kJ/mol); 2) hydrogen transfer between naphthenic and UnsatHC<sub>5</sub>-C<sub>9+</sub> ( $-(162.1 \div 161.8)$  kJ/mol) and the reaction of coke formation ( $-(378.5 \div 669.0)$  kJ/mol). The majority of the catalytic cracking reactions are characterized by a positive thermal effect and occurred with the heat absorption. The thermal effect of the catalytic cracking can decrease at a high degree of feedstock conversion. It is connected with increasing the contribution of reactions with negative thermal effect (isomerization, cyclization, diene synthesis, hydrogen transfer, condensation).

The discovered thermodynamic regularities of the reactions are the basis of the formalized hydrocarbons conversions scheme of the catalytic cracking process at the thermal equilibrium temperature between the feedstock and the catalyst (figure 2).



**Figure 2.** Hydrocarbons conversions scheme of the catalytic cracking process at the range of initial temperature of reactions according to [28,29]:  $k_i$  и  $k_j$  – the rate constants of direct and reverse chemical reactions, respectively; UnsatHC<sub>5</sub>-C<sub>9+</sub> – olefins and dienes C<sub>5</sub>-C<sub>9+</sub>, Naphthenes HMW– mono- and bicyclic naphthenes with long substituents C<sub>1</sub>-C<sub>25</sub> (average number of naphthenic rings –  $1,7 \div 2,3$ );

AH HMW– mono- and polyaromatic hydrocarbons with long substituents (average number of aromatic and naphthenic rings –  $1,6 \div 2,8$  и  $1,3 \div 1,5$ ); CAC– high-molecular naphthene-aromatic compounds; COKE – C/H is 0,2 до 1,5; PPF – C<sub>3</sub>H<sub>8</sub>+C<sub>3</sub>H<sub>6</sub>; BBF – C<sub>4</sub>H<sub>10</sub>+C<sub>4</sub>H<sub>8</sub>; GAS – C<sub>1</sub>-C<sub>2</sub>, C<sub>5+</sub>.

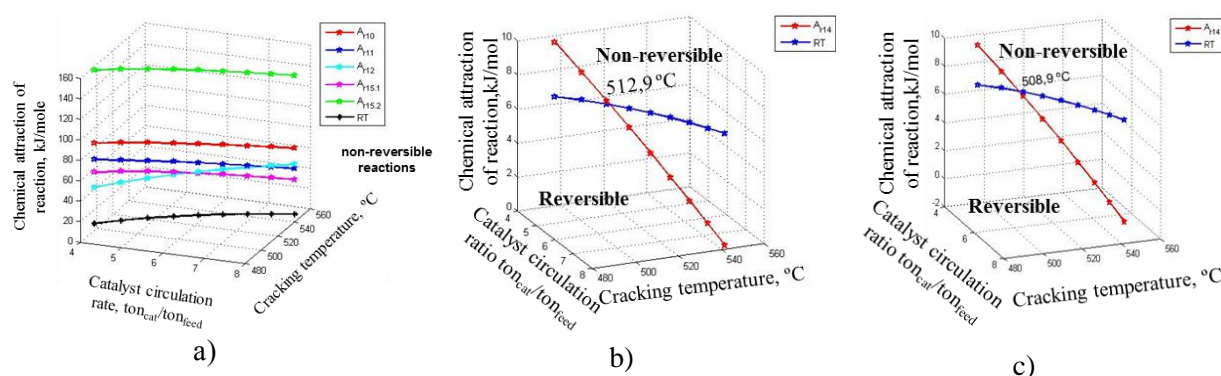
The mathematical model of catalytic cracking is presented by ordinary differential equations system of material and heat balances of reagent over the contact time for the plug-flow reactor  $T_0 = T_{s,r}$  (figure 1). The main assumptions to the mathematical model are the following points: 1) the chemical transformations are carried out in accordance with the formalized mechanism, the reactions reversibility is checked and corrected at each step by the reactions chemical attraction values; 2) the statement about the kinetic non-reversibility is equivalent to the statement that the reverse reaction rate is negligible in comparison with the reaction rate in the forward direction; 3) heat exchange with the environment does not occur; 4) the kinetic model is formalized and quasi-homogeneous.

According to the formalized hydrocarbon conversion scheme the calculation of the components concentrations from the contact time of feedstock and catalyst is performed taking into account the current cracking temperature. Depending on the participants concentrations and the current temperature which changed according to the contact time changing at the riser the calculation of the

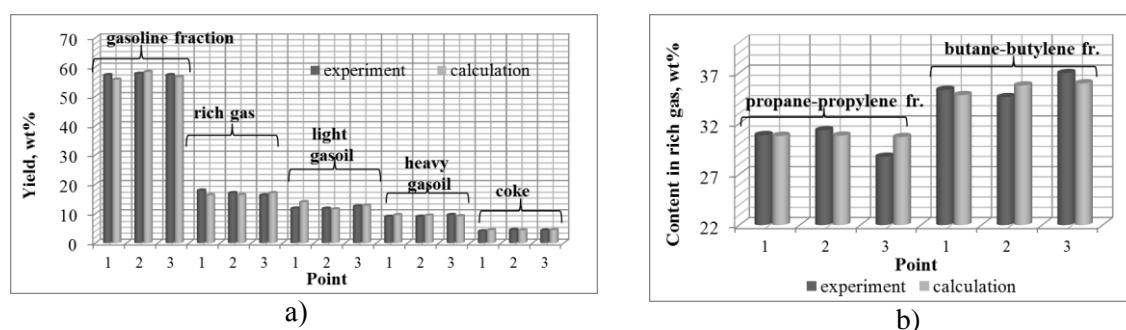
current chemical affinity is carried out for each stage at the chemical transformations chain. Then, the condition for the reactions non-reversibility is verified in accordance with (1). The determined kinetic parameters of reactions are presented in [31].

Calculations have shown that with increasing the catalyst circulation rate from 4 to 8  $t_{cat}/ton_{feed}$ , the cracking temperature increases significantly from 497.3 to 541.7 °C, and the thermodynamic non-reversibility of the reaction (RT) changes from 6.40 to 6.77 kJ/mole. Thus, the current attraction of the chemical reactions changes due to change in the components concentrations and the current cracking temperature. It was discovered that with increasing the cracking temperature from 495.2 to 541.7 °C the reactions of Unsath  $C_5-C_{9+}$  cracking with the formation of BBP and PPF, dealkylation of AH  $C_6-C_{11+}$  and hydrogen transfer in two thermodynamic stages are non-reversible over the entire temperature obtained, during processing the vacuum distillate with the saturated hydrocarbons to aromatics ratio is 2.1 units. This conclusion is made because the current chemical attraction values of reactions are greater extent than RT value (figure 3).

Also, the cyclization of Unsath  $C_5-C_{9+}$  and isomerization reactions change their direction in this temperature range. The current chemical attraction of the isomerization reaction ( $A_{rij} = -(11.4-14.3)$  kJ/mol) is much less than the non-reversibility criterion ( $RT = 6.4-6.8$  kJ/mol). Consequently, the isomerization reaction of paraffins is strictly reversible over the entire temperature range. It was discovered that the cyclization reactions are non-reversible under temperature increasing to 512.9 °C and proceeds in the forward direction ( $A_{rij} \gg RT$ ) during the processing of feedstock with saturated hydrocarbons to aromatics ratio is 2.1. With further temperature increases up to 541.7 °C, the reactions become reversible and the contribution of reverse reactions increases (naphthenes cracking). This is typical at the high catalytic cracking temperature. Also with increasing the saturated hydrocarbons to aromatics ratio from 2.1 to 3.2 in the feedstock, the equilibrium of the reaction shifts to low temperatures from 512.9 to 508.9 °C. Such situation is associated with the naphthenes concentration increasing in the course of dealkylation reactions of high-molecular weight naphthenes.



**Figure 3.** Current chemical attraction of reactions depending on the cracking temperature: (a) the Unsath  $C_5-C_{9+}$  cracking with the BBP and PPF formation, dealkylation of AH  $C_6-C_{11+}$ , hydrogen transfer; (b) the Unsath  $C_5-C_{9+}$  cyclization during the feedstocks processing with saturated hydrocarbons to aromatics ratio is 2.1; (c) the Unsath  $C_5-C_{9+}$  cyclization during the feedstocks processing with saturated hydrocarbons to aromatics ratio is 3.2.



**Figure 4.** Comparison between calculated and experimental data by the products yields (a) and the content of propane-propylene and butane-butylene fractions in rich gas (b).

The proposed methodology for the catalytic cracking modeling taking into account the reactions reversibility ensures the adequacy of the mathematical description (the relative error of calculations by the model is less than 10%) and allows to predict the yield and products composition, the content of propane-propylene and butane-butylene fractions in rich gas, the coke amount of depending on the feedstock composition and the technological mode of the reactor-regenerator unit. The model takes into account the thermodynamic and kinetic patterns of the process reactions, the feedstock composition, the technological mode.

#### 4. Conclusion

Presented approach allows calculating the reactions chemical attraction depending on the current cracking temperature and components concentrations. In this way, it ensures taking into account the contribution of non-reversible and reversible reactions typical for catalytic cracking (isomerization, cyclization, hydrogen transfer, dealkylation and condensation of aromatic hydrocarbons). Carried out calculations show that, the cyclization reactions are non-reversible up to 512.9 °C ( $A_{rij} = 6.46$  kJ/mol) during the processing of feedstock with saturated hydrocarbons to aromatics ratio is 2.1 and with further temperature increasing the contribution of reverse reactions rises. Also with increasing the saturated hydrocarbons to aromatics ratio from 2.1 to 3.2 in the feedstock, the equilibrium of the reaction shifts to low temperatures from 512.9 to 508.9 °C ( $A_{rij} = 6.497$  kJ/mol). It is connected with the fact that intensification of the exothermic reactions (alkylation, condensation, coke formation) under certain conditions is possible. Also, accounting for reversibility of reactions can significantly affect the performance of catalytic cracking and intensify the exothermic reactions (alkylation, condensation, coke formation, etc.) due to the presence of significant temperature gradient. It is significant from the point of catalyst deactivation and has influence on the main product yield. Therefore, the reactions reversibility accounting during the study of complex chemical transformations is necessary and the accuracy of calculations by the model can be increased.

#### Acknowledgments

The work was performed within the framework of the state task 10.13268.2018/8.9.

#### References

- [1] Sahu R, Song B J, Im J S, Jeon Y P and Lee C W 2015 A review of recent advances in catalytic hydrocracking of heavy residues. *J. Ind. Eng. Chem.* **27** 12
- [2] Lappas A A, Iatridis D K, Papapetrou M C, Kopalidou E P and Vasalos I A 2015 Feedstock and catalyst effects in fluid catalytic cracking – Comparative yields in bench scale and pilot plant reactors. *Chem. Eng. J.* **278** 140
- [3] Doronin V P, Sorokina T P, Lipin P V, Potapenko O V, Korotkova N V and Gordenko V I 2015 Development and introduction of zeolite containing catalysts for cracking with controlled contents of rare earth elements. *Catalysis in Industry* **7/1** 12
- [4] Oruji S, Khoshbin R and Karimzadeh R 2018 Preparation of hierarchical structure of

- Y zeolite with ultrasonic-assisted alkaline treatment method used in catalytic cracking of middle distillate cut: The effect of irradiation time. *Fuel Process. Technol.* **176** 283
- [5] Tarighi S, Afrukhteh-Langaroudi N, and Khonakdar H A 2017 Conversion of n-heptane over different catalysts: Effect of catalyst-to-oil ratio and temperature. *Pet. Sci. Technol.* **35/23** 2201
- [6] Ji Y, Yang H and Yan W 2017 Strategies to enhance the catalytic performance of ZSM-5 zeolite in hydrocarbon cracking: A review. *Catalysts* **7/12** 1
- [7] Bai P, Xie M, Etim U J, Xing W, Wu P, Zhang Y, Liu B, Wang Y, Qiao K and Yan Z 2018 Zeolite Y mother liquor modified  $\gamma$ -Al<sub>2</sub>O<sub>3</sub> with enhanced brönsted acidity as active matrix to improve the performance of fluid catalytic cracking catalyst. *Ind. Eng. Chem. Res.* **57/5** 1389
- [8] Nemati Kharat A, Zafari R 2013 Application of Zeolitic Additives in the Fluid Catalytic Cracking (FCC). *Journal of Nanostructures* **3/2** 209
- [9] Blay V, Louis B, Miravalles R, Yokoi T, Peccatiello K A, Clough M and Yilmaz B 2017 Engineering zeolites for catalytic cracking to light olefins. *ACS Catal.* **7/10** 6542
- [10] Xu Y, and Cui S 2018 A novel fluid catalytic cracking process for maximizing iso-paraffins: from fundamentals to commercialization. *Front. Chem. Sci. Eng.* **12/1** 9
- [11] Shah M T, Pareek V K, Evans G M and Utikar R P 2018 Effect of baffles on performance of fluid catalytic cracking riser. *Particuology* **38** 18
- [12] Cho H, Kim J, Park C, Lee K, Kim M and Moon I 2017 Uneven distribution of particle flow in RFCC reactor riser. *Powder Technol.* **312** 113
- [13] Al-Alloush S S, Taha O A and Khan M R U.S. Patent No. US 9,764,314 B2 (19 September 2017)
- [14] Jarullah A T, Awad N A, Mujtaba I M 2017 Optimal design and operation of an industrial fluidized catalytic cracking reactor. *Fuel* **206** 657
- [15] Sarbanha A A, Movahedirad S and Ehsani M 2018 On the hydrodynamics of a pseudo two-dimensional two-zone gas-solid fluidized bed. *Chem. Eng. J.* **350** 971
- [16] Tang G, Silaen A K, Wu B, Fu D, Agnello-Dean D, Wilson J, Meng Q, Khanna S, Zhou Ch Q 2017 Numerical simulation and optimization of an industrial fluid catalytic cracking regenerator. *Appl. Therm. Eng.* **112** 750
- [17] Dmitriev V M, Gandga T V, Dolganov I M, Pisarev M O, Dolganova I O, Sizova E N, Ivashkina E N 2015 Structure of network simulator for training and retraining of operators of controlled technological objects of oil and gas industry. *Petroleum and Coal* **57/6** 691
- [18] Barbosa A C, Lopes G C, Rosa L M, Mori M and Martignoni W P 2013 Three dimensional simulation of catalytic cracking reactions in an industrial scale riser using a 11-lump kinetic. *Chem. Engineer. Trans.* **32** 637
- [19] Shah M T, Utikar R P, Pareek V K, Evans G M, Joshi J B 2016 Computational fluid dynamic modelling of FCC riser. *Chem. Eng. Res. Des.* **111** 403
- [20] Yanga Qi, Berrouka A S, Dub Y, Zhao H, Yang Ch, Rakib M A, Mohamed A, Taher A 2016 CFD investigation of hydrodynamics, heat transfer and cracking reactions in a large-scale fluidized catalytic cracking riser. *Appl. Math. Model.* **40/21-22** 9378
- [21] Li Y, Chu J, Zhang J 2017 A new generic reaction for modeling fluid catalytic cracking risers. *Chin. J. Chem. Eng.* **25** 1449
- [22] Baudrez E, Heynderickx G J and Marin GB 2010 Steady-state simulation of Fluid Catalytic Cracking riser reactors using a decoupled solution method with feedback of the cracking reactions on the flow. *Chem. Eng. Res. Des.* **88** 290
- [23] Dagde K K, Puyate YT 2012 Six-lump kinetic modelling of adiabatic plug-flow riser reactor in an industrial FCC unit. *International Journal of Engineering Research and Applications* **2/6** 557
- [24] Xiong K, Lu Ch, Wang Zh and Gao X 2015 Kinetic study of catalytic cracking of heavy oil

- over an in-situ crystallized FCC catalyst *Fuel* **142** P65.
- [25] Dupain X, Gamas E D, Madon R, Kelkar C P, Makkee M and Moulijn J A 2003 Aromatic gas oil cracking under realistic FCC conditions in a microriser reactor. *Fuel* **82** 1559
- [26] Hansen N 2010 *Multiscale modeling of reaction and diffusion in zeolites*. Work on the scientific degree, PhD thesis, Technical University of Hamburg-Harburg
- [27] Parmon V N 2015 Thermodynamics of nonequilibrium processes for chemists (Dolgoprudny: Intelligence) p 472.
- [28] Ivanchina E D, Ivashkina E N, Nazarova G Y and Seytenova G Z 2018 Influence of Feedstock Group Composition on the Octane Number and Composition of the Gasoline Fraction of Catalytically Cracked Vacuum Distillate. *Petrol. chem+* **58/3** 225
- [29] Ivanchina E, Ivashkina E and Nazarova G 2017 Mathematical modelling of catalytic cracking riser reactor. *Chem. Eng. J.* **329** 262
- [30] Stull D R, Westrum EF and Sinke GC 1969 The Chemical Thermodynamics of Organic Compounds (New York, J. Wiley), 1969.
- [31] Ivanchina E D, Ivashkina EN, Nazarova GY, Stebeneva VI and Shafran TA, Kiseleva SV, Khrapov DV, Korotkova NV and Esipenko RV 2017 Development of the Kinetic Model of Catalytic Cracking. *Catalysis in industry* [in Russian – Kataliz v promyshlennosti]. **17/6** 477